

**Kim's Beauty Supply - 1718 N. Wisconsin Avenue
(Prior to Façade Improvement)**



A Full Service Sign Company.

309-696-2445

Fax. 866-334-8906
signsplusil@yahoo.com

www.signspluslighting.com

3rd revision
Proposal

~~9-15~~
9-10-15

Kim's Beauty
1718 N Wisconsin Ave
Peoria, IL 61603
309-682-9768

Manufacture and install one new blade style 36"x 44" double sided sign with one goose neck light.
Sign to be flag mounted off of building corner over the soda machine.
Sign to have one goose neck light on one side do to the canopy being on the other side.
Sign will have an electrical box mounted to the top corner for power.
Sign face to be white with full color lettering reading Kim's Beauty & Fashion.
Sign frame to be 2" aluminum tube frame with aluminum face panels attached to both sides and white in color.
Electrical to the sign to be done by others.
Signs plus to obtain sign permit. Price---\$1620.00

Produce and install non lit cut out letters on the side of the building painted red,yellow,black
Reading KIM'S
Produce and install non lit cut out letters to the front of the building next to the door , painted
red,yellow,black Reading BEATY & FASHION. Price--\$1900.00

Total Price \$3520.00 ✱

Terms: 50% deposit due upon acceptance of this Proposal, Remaining moneys to be paid upon completion of work thereof.



Thank you !
Signs Plus Lighting Inc.
8006 Sommer St. Peoria, Illinois 61615

Davey Roe.

GRAWEY GLASS

901 S.W. Adams
Peoria, IL 61602

PH 674-9129
FAX 674-9120

Estimate

Date	Estimate #
7/15/2015	1953

Name / Address
Thank You! Kim's Sportswear 1718 N. Wisconsin Peoria, IL

Project

Item	Description
StorefrontA	Furnish new aluminum storefront door with 2 horizontal rails to divide the opening into thirds. The bottom third to have 1" insulated aluminum panel. The top two will have 1" gray insulated glass, tempered. Surface mounted continuous hinge to allow for swing out operation. door to be narrow stile with standard lock with thumbturn, push/pull handles, closer, sweep. All finishes to be clear anodized finish.

Subtotal		\$2,050.00
Sales Tax (8.25%)		\$0.00
Total		\$2,050.00

Signature _____

mark@graweyglass.com
Mark Bryant

APPROVE
8/20/15

entrances

Kawneer is an Alcoa company providing single source responsibility with a product line that includes entrances, framing systems, curtain wall systems and windows. Reliability and energy-saving performance have been fundamental since our architect founder's 1906 invention of the first resilient metal mouting for storefronts. Welded door corners, patented thermal breaks, and design and fabrication flexibility are examples of our commitment to customer needs. Alcoa is the world's leading producer of primary aluminum, fabricated aluminum and alumina.

ADA Accessibility Guidelines and Kawneer Entrances



- Kawneer Entrances include options such as hardware, door controls and threshold heights that satisfy the guidelines of the Americans with Disabilities Act.
- Entrances are easily configured to meet ADA traffic control guidelines and state and local building accessibility codes

Kawneer's Limited Lifetime Welded Door Corner Warranty



- Every Door with welded corner joinery comes with a Limited Lifetime Warranty, including 190, 350, 500 Entrances, 350 and 500 Tuffline™, 350 Heavy Wall™, Entara™, 260, 360, 560 Insulad™ and Flushline™
- Warranty is good for the life of the door under normal use operation; is transferable from building owner to building owner; and is in addition to the standard two-year warranty covering each Kawneer Door

Hurricane Impact/Windborne Debris Testing

A comprehensive group of Kawneer products has been hurricane impact and cycle tested including the entrances, sliding door and framing noted. Products continue to be tested. For updates, contact our Architectural Services team toll free at 877-767-9107.

190, 350, 500 Standard Aluminum Entrances

A single-source package of door, door frame and hardware that is easily adaptable to custom requirements

§ 190 Narrow and 350 Medium Stile Single Entrances have been large missile hurricane impact and cycle tested. Shuttered applications have also been hurricane tested

- **190 Narrow Stile Entrance:** engineered for moderate traffic in applications such as offices, stores and apartment buildings
 - The 2 1/8" vertical stile, 2 7/8" top and 3 7/8" bottom rails result in a slim look and meet virtually all construction requirements


- **350 Medium Stile Entrance:** provides extra strength for schools, institutions and other high traffic applications
 - Vertical stiles and top rails are 3 7/8" and the 6 1/2" bottom rail adds durability

- **500 Wide Stile Entrance:** creates a monumental visual statement for banks, libraries or buildings that experience heaviest traffic conditions
 - Vertical stiles and top rail are 5" and the bottom rail is 6 1/2" for superior strength

500 Wide Stile Entrance


Panel: Kirtzel/Wallack West and Performing Arts Center, Gosson Day School, Gwynn, R.C.
Architect: Little & Associates Architects, Charlotte, N.C.

§ Tested in accordance with DIBCEP Protocols and (SBCCI) Southern Building Code Congress International




190 Narrow Stile Entrance

Center for Environmental Science and Technology Management (CESTM), State University of New York, SUNY Albany, New York
Architect: Connor Design, Grand Island, N.Y.



350 Medium Stile Entrance

Ray Van Den Heever Family Campus Center, St. Robert College, Co. Peru, WI
Architect: Peiffer, Inc., Co. Peru, WI



500 Wide Stile Entrance
Panel: Kirtzel/Wallack West and Performing Arts Center, Gosson Day School, Gwynn, R.C.
Architect: Little & Associates Architects, Charlotte, N.C.