

HOME FOR ALL

CONTINUUM OF CARE

Kate Green, Executive Director
homeforallcoc.org



HOME
FOR ALL
Continuum of Care™

Home for All

- **The Continuum of Care**
- Drivers of Homelessness
- Scope of the Local Challenge
- Existing Capacity
- Solutions



The Continuum of Care Model

- Mandated by the Department of Housing and Urban Development
- Leverage funding authority to develop strategy and drive system-wide change
- Promote a data-driven response to addressing the need through shared data management system
- Housed within the Heart of Illinois United Way since 2016

Home for All

- The Continuum of Care
- **Drivers of Homelessness**
- Scope of the Local Challenge
- Existing Capacity
- Solutions



What is homelessness?

- Individuals and families who are living in their cars, on the streets, or in emergency shelter
- Leading drivers:
 - Escaping violence
 - Criminal justice involvement
 - Lack of access to health care
 - Racial disparities
 - Mental health
 - Substance use
 - Lack of affordable housing



Racial Disparities

- Continuum's service area population:
 - 85% white
 - 10% black or African American
 - 2% Asian or Asian American
 - 2% multiple races
 - <1% other
- Clients served in homeless projects:
 - 53% white
 - 43% black or African American
 - <1% Asian or Asian American
 - 2% multiple races
 - <1% other



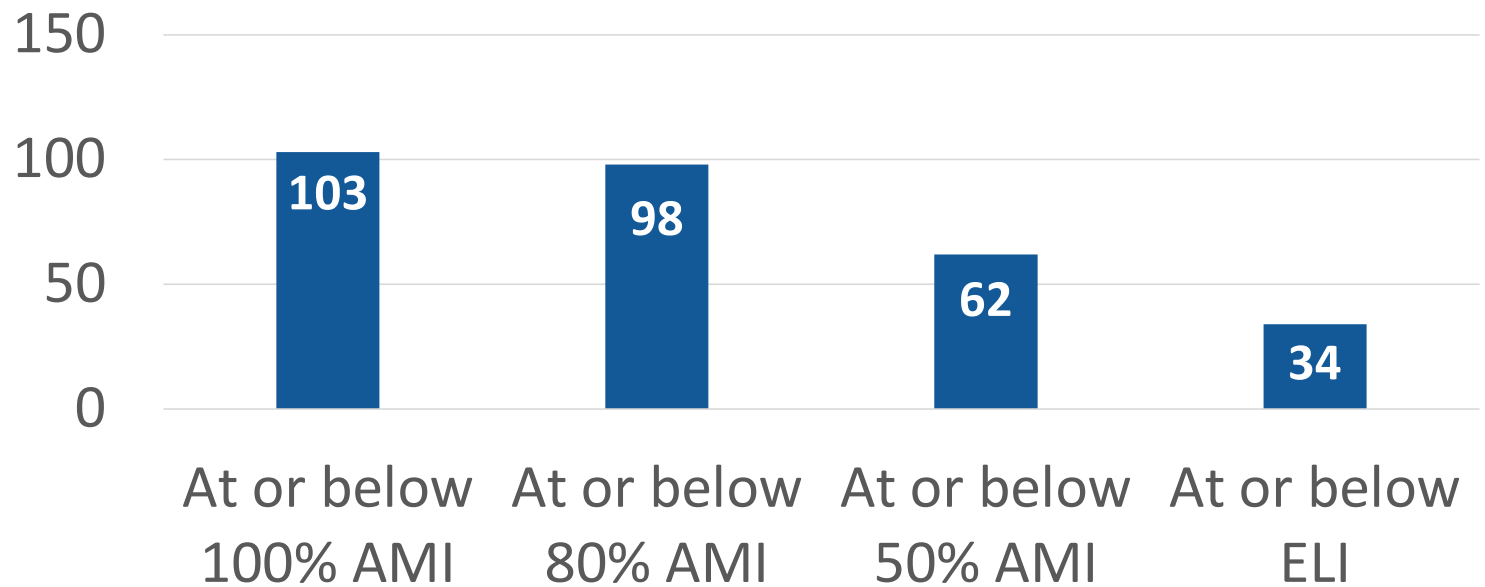
Affordable Housing

MSA	FY21 Hourly Wage Necessary for 2-BR FMR
Champaign-Urbana	\$16.69
Bloomington	\$16.50
Peoria	\$16.50
Rockford	\$15.37
Quad Cities	\$15.08

Unit at FMR	Work Hours Per Week at Minimum Wage
0-Bedroom	44
1-Bedroom	47
2-Bedroom	60
3-Bedroom	77
4-Bedroom	83

Source: National Low Income Housing Coalition

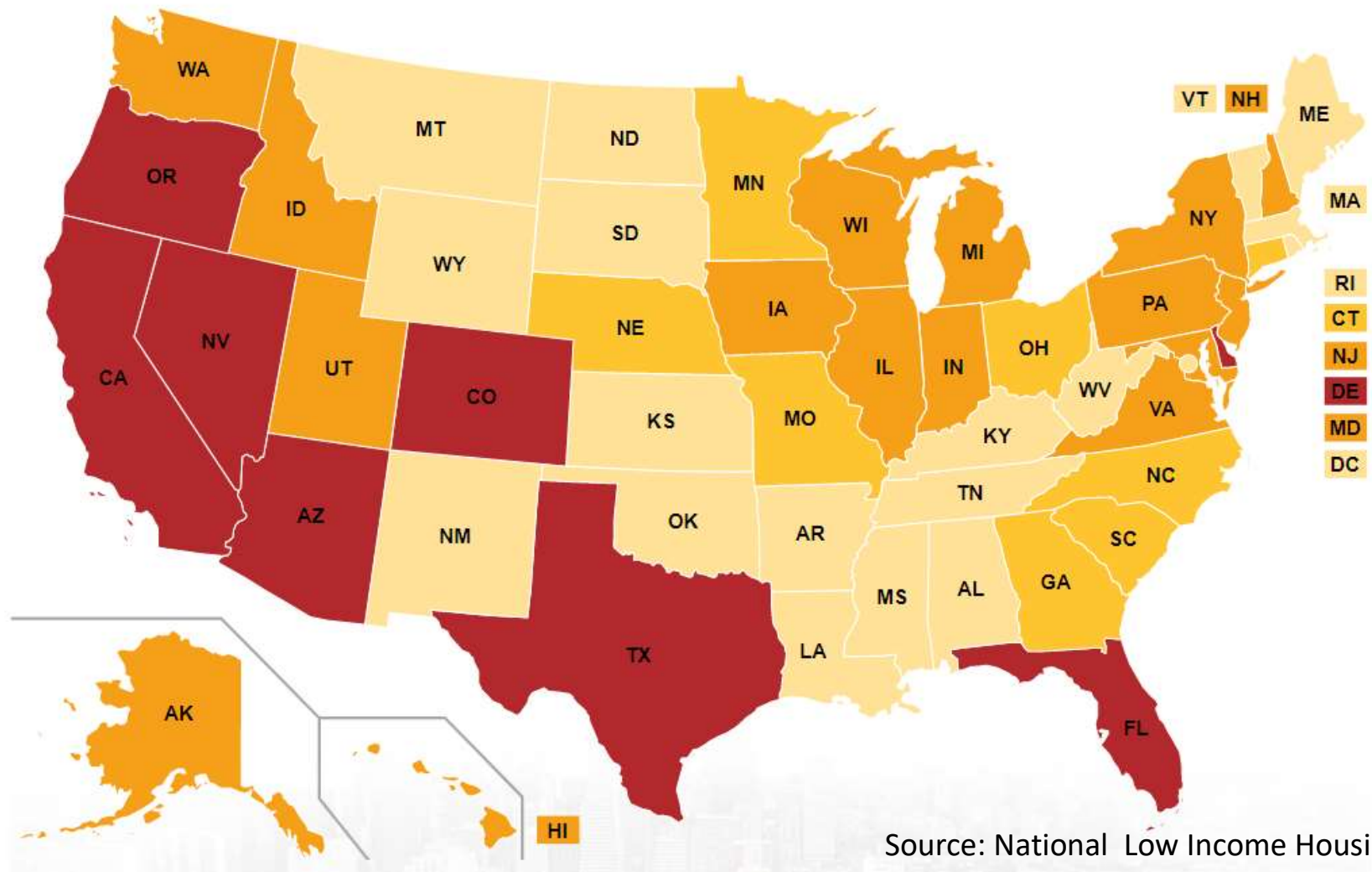
Affordable and Available Homes per 100 Renter Households in IL



Source: National Low Income Housing Coalition

©Home for All 2020

Affordable and Available Rental Homes per 100 Extremely Low Income Renter Households



Source: National Low Income Housing Coalition

Home for All

- The Continuum of Care
- Drivers of Homelessness
- **Scope of the Local Challenge**
- Existing Capacity
- Solutions

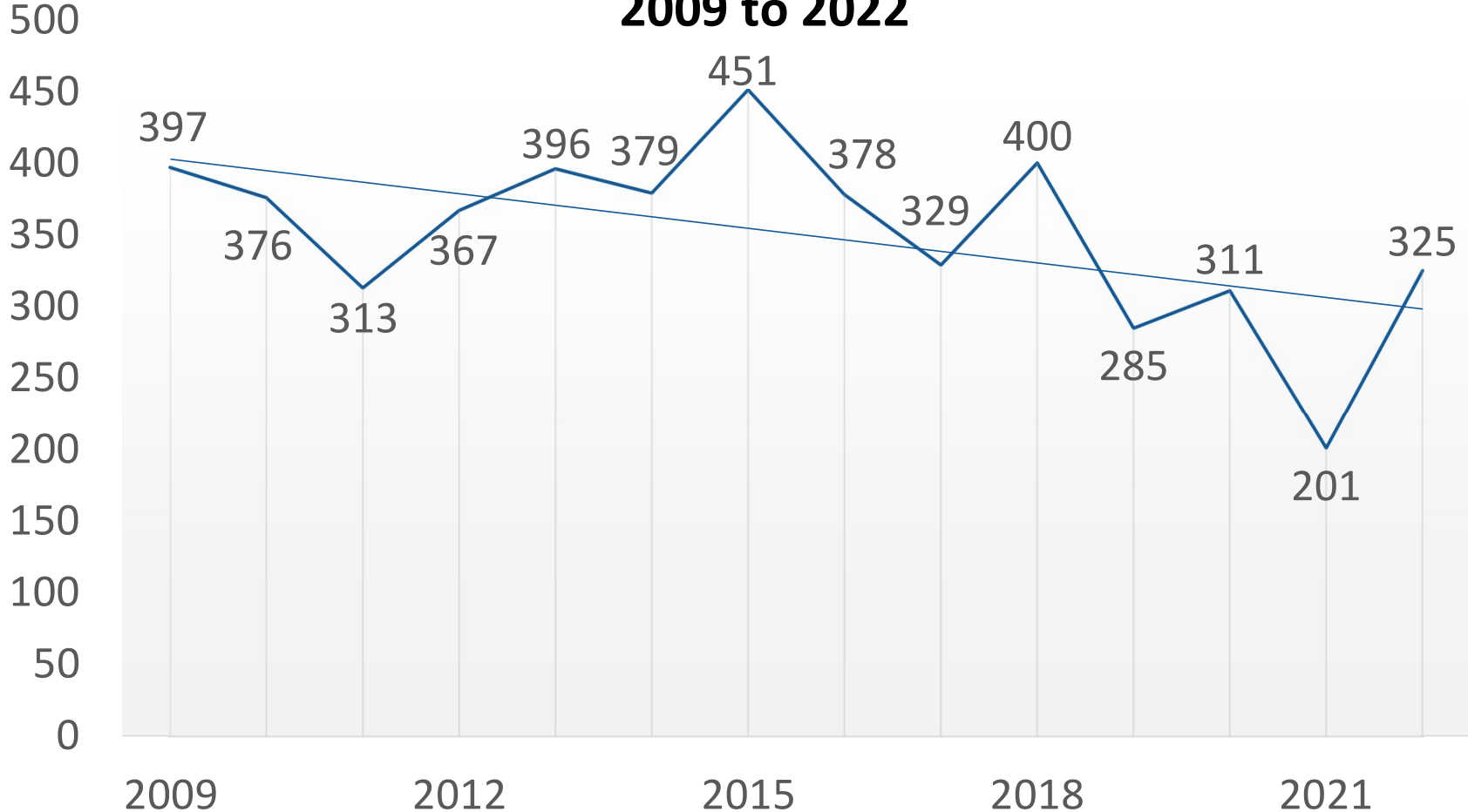


Point in Time Count 2022

- The Continuum is still finalizing data on the 2022 count
- Preliminary figures suggest a greater than 50% increase over 2021
- The impact of the eviction moratorium and additional housing-related resources had significant impact on homelessness



Point In Time Count 2009 to 2022





Who We Serve

- Clients Served in 2021
 - Unique Clients: 1,842
 - Unique Households: 1,388
- Currently Seeking CoC Housing Resources
 - Total Number of Individuals: 414
 - Households: 299
 - Including 42 households with children



Home for All

- The Continuum of Care
- Drivers of Homelessness
- Scope of the Local Challenge
- **Existing Capacity**
- Solutions





Funded Agencies

- Center for Prevention of Abuse
- Dream Center Peoria
- Goodwill Industries of Central Illinois
- Phoenix Community Development Services
- Peoria Opportunities Foundation
- Prairie State Legal Services
- The Salvation Army Pekin and Peoria



COVID Response

- Participation in the local Emergency Operations Center (EOC) – Housing Branch
- Response Planning with Provider Agencies
 - Testing
 - Vaccinations
 - PPE Sourcing
 - Alternate Housing Plans
 - Mobile Hygiene Unit: H.O.W.I.E.
 - Modified Prioritization
- COVID Related Funding Opportunities

Home for All

- The Continuum of Care
- Drivers of Homelessness
- Scope of the Local Challenge
- Existing Capacity
- **Solutions**



Solutions

- Focus on Quality Affordable Housing
- Expand Stock of Permanent Supportive Housing
- Deepen Integration with Cross-Systems Initiatives
- Address System Gaps



Accessing Resources

- Call 2-1-1 or visit 211hoi.org
- Present at any CoC Provider
- Share location and descriptive details of unsheltered homelessness with Street Outreach Team



THANK YOU

