

2022-
2023

Biennial Budget



CITY OF

PEORIA



OFFICE OF THE CITY MANAGER

December 8, 2021

Dear Mayor Ali and Members of the City Council:

Following the significant input of the City Council during the past few months, please accept this revision of the proposed 2022-2023 biennial budget. The following document incorporates the changes made by the City Council during the budget deliberations.

Expenses for fiscal year 2022 are recommended at \$288,909,732, an increase of 20.4% from the 2021 Projected Budget. Personnel expenses increase 8.0% or \$5,076,026 as staffing levels increase to address service demands. Contractual services increase 20.9% or \$12,696,255 as City begins numerous programs funded through American Rescue Plan Act (ARPA) funding. Employee Benefits increase by 1.1% or \$338,773, as public safety pension costs and health care costs grow. Capital expenses increased 171.6% or \$40,911,053 as the City catches up on deferred projects during the pandemic and uses recovery funds to address infrastructure needs. Debt service costs decrease -6.0% or \$1,235,991 as the debt for the Pere Marquette was refinanced lower debt service payments. Supplies decrease -5.3% or \$217,036. Total fund balances decrease \$6,947,770 for capital projects, but the General Fund balance increases \$75,720.

Expenses for fiscal year 2023 are recommended at \$270,330,523 a decrease of -6.4% from 2022. Personnel expenses increase 2.1% or \$1,459,789 due to planned salary increases. Employee Benefits increase 5.4% or \$1,740,745 as public safety pension costs and health care costs grow. Contractual services decrease -5.9% or \$4,323,139 as less federal grant funds are spent in 2023. Supplies increase 1.8% or \$72,069. Capital expenses decrease -29.5% or \$19,083,664 as spending returns to past spending levels. Debt service decreases -0.1% or \$29,170. Total fund balances decrease \$4,962,828 as capital spending continues, but the General Fund balance increases \$97,598.

COUNCIL DELIBERATIONS

The City Council deliberated for more than a month on the 2022-2023 Biennial Budget. During the deliberations, the Council voted not to extend the Public Safety Pension Fee which originally was included in the budget, increased capital expenditures for McKinley School demolition and Wisconsin Avenue work, funded parking improvements within the Warehouse District TIF, and included revenue increases and some expense cuts to balance the general fund. A spreadsheet of the budget motions passed by council are included after this letter. With these changes below is the updated budget tables for the 2022-2023 Biennial Budget:

Selected Major Revenue Sources 2022-2023:

The following table reflects the 2022-2023 Budget revenues by major revenue source.

	2021 Projected	2022 Budget	\$ Change	% Change	2023 Budget	\$ Change	% Change
Local Sources							
Local Taxes	94,767,379	94,104,600	(662,779)	-0.7%	94,541,398	436,798	0.5%
Licenses & Permits	3,252,525	3,286,700	34,175	1.1%	3,352,434	65,734	2.0%
Fines & Forfeitures	1,109,970	953,550	(156,420)	-14.1%	969,021	15,471	1.6%
Fees & User Charges	36,992,503	36,611,550	(380,953)	-1.0%	37,334,981	723,431	2.0%
Misc/Other Charges	15,356,072	15,282,069	(74,004)	-0.5%	15,901,774	619,705	4.1%
Federal Sources	13,911,385	23,482,280	9,570,895	68.8%	18,344,525	(5,137,755)	-21.9%
State Sources	63,174,756	60,241,257	(2,933,499)	-4.6%	59,363,192	(878,065)	-1.5%
Other Fin Sources	75,000	21,435,250	21,360,250	28480.3%	7,411,500	(14,023,750)	-65.4%
Transfers In	34,118,946	26,564,707	(7,554,239)	-22.1%	28,148,871	1,584,164	6.0%
Total Revenues	262,758,536	281,961,962	19,203,426	7.3%	265,367,695	(16,594,267)	-5.9%

Major Expenses Categories 2022-2023:

The following table reflects the total 2022-2023 Revised Budget expenditures by type of expense:

	2021 Projected	2022 Budget	\$ Change	% Change	2023 Budget	\$ Change	% Change
Operating Expenditures							
Personnel Services	63,311,727	68,387,753	5,076,026	8.0%	69,847,542	1,459,789	2.1%
Employee Benefits	31,927,314	32,266,087	338,773	1.1%	34,006,833	1,740,745	54%
Contractual Services	60,813,651	73,509,906	12,696,255	20.9%	69,186,767	(4,323,139)	-5.9%
Supplies and Materials	4,126,287	3,909,251	(217,036)	-5.3%	3,981,319	72,069	1.8%
Capital	23,843,261	64,754,314	40,911,053	171.6%	45,670,650	(19,083,664)	-29.5%
Debt Service	20,753,705	19,517,714	(1,235,991)	-6.0%	19,488,544	(29,170)	-0.1%
Transfers Out	35,118,946	26,564,707	(8,554,239)	-24.4%	28,148,869	1,584,162	6.0%
TOTAL EXPENDITURES	239,894,892	288,909,732	49,014,840	20.4%	270,330,523	(18,579,208)	-6.4%

Capital Improvement Program 2022-2026:

The table below shows the 2022 – 2026 CIP by the type of project, regardless of funding source:

Category	% of 2022	2022	2023	2024	2025	2026
Development	6.6%	\$ 4,031,296	\$ 1,000,00	\$ 1,000,000	\$ 1,000,000	\$ 1,000,000
Equipment	3.5%	\$ 2,141,188	\$ 1,729,400	\$ 3,608,403	\$ 1,016,000	\$ 1,032,000
Facilities	9.8%	\$ 5,982,500	\$ 0	\$ 3,189,500	\$ 0	\$ 0
Parking	2.9%	\$1,760,000	\$ 500,000	\$ 2,110,000	\$ 0	\$ 0
Sewers/Drainage	31.6%	\$ 19,182,000	\$ 18,752,500	\$16,772,000	\$15,890,000	\$ 14,857,000
Sidewalks	2.1%	\$ 1,250,000	\$ 990,000	\$ 990,000	\$990,000	\$ 800,000
Streets	32%	\$ 19,421,650	\$ 19,331,250	\$ 22,443,100	\$ 14,855,000	\$ 10,855,000
Traffic/Lighting	3.4%	\$ 2,070,000	\$ 1,727,500	\$ 737,500	\$ 2,567,500	\$ 1,610,000
Vehicles	8.0%	\$ 4,845,750	\$ 1,640,000	\$ 4,450,000	\$ 1,590,000	\$ 1,500,000
Budgeted Total		\$60,684,384	\$45,670,650	\$55,300,503	\$37,908,500	\$31,654,000

FUND BALANCES

Total fund balances decrease \$6,947,770 in 2022 and \$4,962,828 in 2023. The General Fund increases \$75,720 in 2022 and \$97,598 in 2023 to rebuild fund balances:

Fund	2021 End Balance	2022 Net Change	2022 End Balance	2023 Net Change	2023 End Balance
General	\$30,061,188	\$75,720	\$30,136,908	\$97,598	\$30,234,506
Pensions	(\$1,505,430)	(\$1,204,529)	(\$2,709,959)	(\$1,095,646)	(\$3,805,604)
OPEB	\$31,207,346	\$75,000	\$31,282,346	\$75,000	\$31,357,346
Healthcare	\$4,714,202	(\$971,838)	\$3,742,364	(\$1,035,430)	\$2,706,934
Library	\$4,027,087	\$9,498	\$4,036,585	\$9,688	\$4,046,273
CDBG / HOME	\$0	\$0	\$0	\$0	\$0
Trash Collection	(\$5,354,830)	\$379,464	(\$4,975,366)	\$387,053	(\$4,588,313)
Peoria Corp	\$0	\$0	\$0	\$0	\$0
Tourism Reserve	\$165,805	\$0	\$165,805	\$0	\$165,805
Roads	\$12,047,203	(\$3,913,820)	\$8,133,383	(\$5,236,244)	\$2,897,139
Capital	\$107,839	\$40,131	\$147,970	\$211,766	\$359,736
Sewer	\$6,708,067	\$2,993,157	\$9,701,223	\$2,626,762	\$12,327,986
Stormwater	\$4,670,114	(\$3,425,381)	\$1,244,733	(\$1,888,064)	(\$643,331)
TIFs	\$4,267,204	(\$749,445)	\$3,517,760	\$416,547	\$3,934,306
Riverfront	\$100,580	(\$136,885)	(\$36,305)	(\$139,622)	(\$175,927)
Solid Waste	\$399,984	(\$1,500)	\$398,484	(\$3,020)	\$395,464
Special Service Areas	\$530,016	\$170,705	\$700,721	\$171,710	\$872,431
Debt	\$3,010,351	(\$236,149)	\$2,774,202	\$439,069	\$3,213,271
TOTAL FUND BALANCE	\$95,082,835	(\$ 6,947,770)	\$ 88,135,066	(\$4,962,828)	\$83,172,234

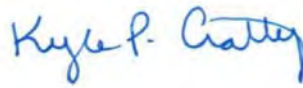
FUTURE CONSIDERATIONS

The steps taken in this budget will allow the City to replenish fund balances through 2023, although the amount placed into fund balance diminishes over time. The expense growth for public safety pensions simply consumes more General Fund resources over time. Council approved a \$4,000,000 one-time transfer in 2021 to help offset some future costs. The pressure on General Fund would necessitate additional cuts to services or additional revenues to meet this future obligation. We continue to reiterate that a comprehensive solution on public safety pensions needs to come from the General Assembly, otherwise it will continue to hamstring future City budgets.

Sincerely,



Patrick Urich
City Manager



Kyle Cratty
Finance Director

TOTAL BUDGET CHANGES	2022	2023	2024	2025
Increase (Decrease) in Fund Balance	(7,473,074)	(2,888,442)		
Revenue Addition (Cut)				
101 Home Rule Sales Tax	200,000	464,000		
101 Hotel Tax	20,789	78,828		
101 Restaurant Tax	50,060	108,432		
101 Package Liquor Tax	50,000	51,000		
101 Real Estate Transfer Tax	200,000	204,000		
101 Municipal Aggregation	200,000	204,000		
101 Municipal Sales / Local Use Tax	300,000	590,500		
101 State Grant - Mayor's Youth Group	125,000	125,000		
101 Donation	15,000			
101 State Grant	(125,000)	(125,000)		
208 Distressed Communities Grant	1,200,000			
374 Transfer Reduction	(5,470)	(8,037)		
399 Transfer Reduction	(218,283)	(7,698)		
401 American Rescue Plan FRF	2,068,403			
401 American Rescue Plan FRF		2,000,000		
401 Bond Proceeds	195,750			
401 Transfer In	110,000			
401 State Grant	250,000			
417 Bond Proceeds	5,070,000			
601 Transfer In From General	119,076	109,658		
601 IMRF Levy	(40,000)	(40,800)		
605 Pension Fee Sunset	(2,044,700)	(2,085,994)		
Total Revenue Additions (Cuts)	7,740,626	1,667,889	0	0
Expense Addition (Cut)				
101 Parking Labor	(162,000)	(165,240)		
101 Electric Street Lights	(200,000)	(204,000)		
101 Water	(20,000)	(20,400)		
101 Sewer	(65,000)	(66,300)		
101 Street Lights	(30,000)	(30,600)		
101 Paint	(100,000)	(102,000)		
101 Traffic Supplies	(198,000)	(201,960)		
101 General Fund Subsidies	160,000	160,000		
101 Transfer to IMRF	119,076	109,658		
101 Transfer Reduction	(160,708)	(7,194)		
101 Health Reduction	(100,000)	(100,000)		
101 Mayor's Youth Group	125,000	125,000		
101 Staffing Costs MYG	(50,000)	(50,000)		
101 Hazmat Gear	15,000			
101 Transfer Out	110,000			
208 Western Avenue	55,000	0		
214 Transfer Reduction	(58,639)	(2,068)		
374 2021 B Refunding	(5,470)	(8,039)		
399 2021 C Refunding	(218,283)	(7,700)		
401 Allen Road	1,058,403			
401 McKinley School Demolition	1,000,000			
401 Wisconsin Avenue		2,000,000		
401 Police Multipurpose Vehicle	345,750			
401 Police Technology	(40,000)			
401 Rock Island Trail	238,000			
401 Smart Street Light Pilot	250,000			
408 Wisconsin Avenue	1,000,000	2,000,000	4,000,000	3,500,000
408 Allen Road	(1,058,403)			

408 Glen and Sheridan Intersection				(1,460,000)
405 Downtown	1,500			
409 Midtown	1,500	1,666		
410 North Side Business Park	1,500	1,666		
413 Stadium	1,500	1,666		
416 Eagle View	1,500	1,666		
417 Warehouse	1,500	1,666		
417 Warehouse - Capital	5,070,000			
417 Warehouse - Debt Service		330,000		
418 HIZ	1,500	1,666		
418 Transfer Reduction	(4,405)	(6,876)		
419 East Village	1,500	1,666		
421 Downtown Conservation	1,500	1,666		
422 South Village TIF Contractual	150,000			
422 South Village	1,500	1,666		
605 Administrative Expense Reductions	(25,000)	(25,000)		
Total Expense Additions (Cuts)	7,215,321	3,742,275	4,000,000	2,040,000
Increase (Decrease) in Fund Balance	(6,947,770)	(4,962,828)	(4,000,000)	(2,040,000)

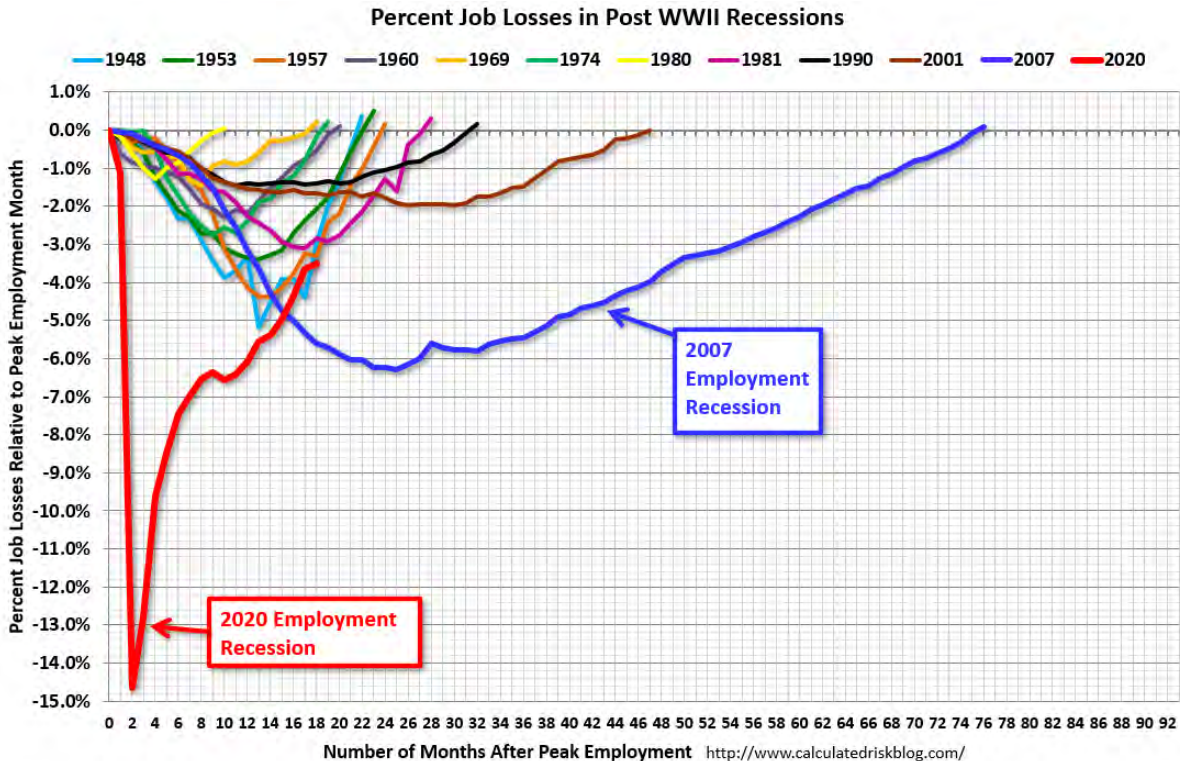
BUDGET IN BRIEF

ECONOMIC OUTLOOK

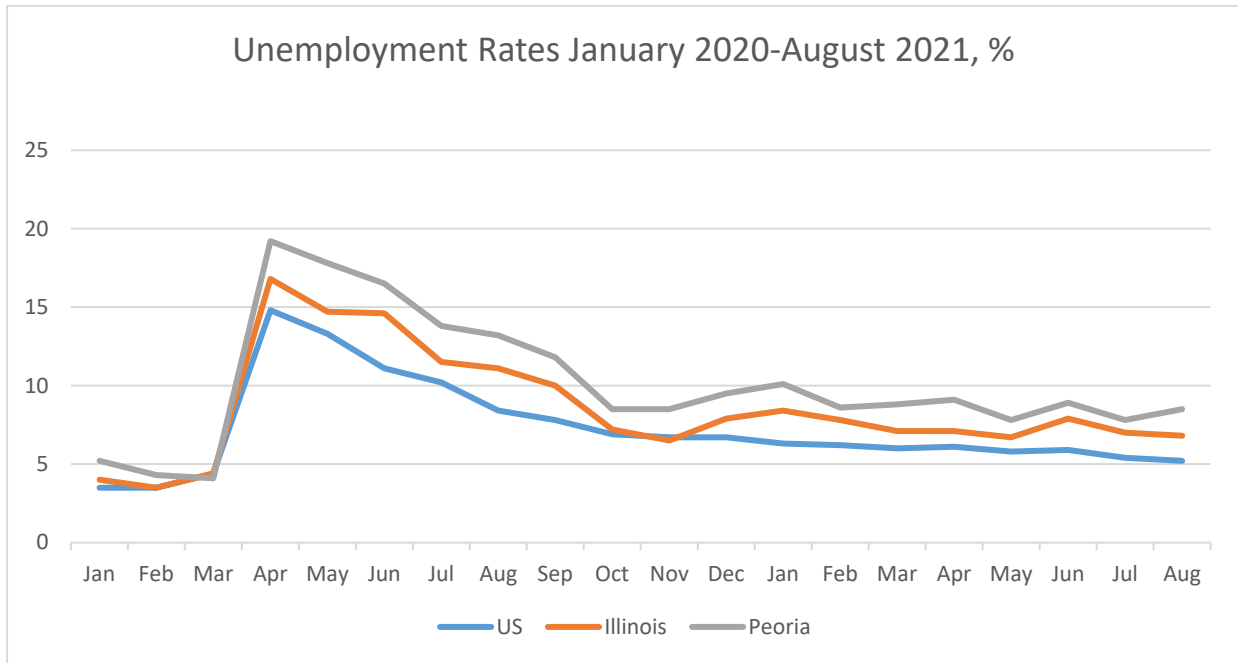
2021 has been a year of economic recovery following the collapse of the economy in 2020. The first six months of 2021 saw strong economic growth that was tempered somewhat by the emergence of the Delta variant of the COVID-19 Pandemic. In July of 2021, the International Monetary Fund issued their second World Economic Outlook of the year which indicated that the global economy is projected to grow 6.0 percent in 2021 and 4.9 percent in 2022.

Focusing on the nation, the National Association for Business Economics (NABE) Outlook Panel’s Survey estimates a 4.0% annualized growth rate in the third quarter of 2021 for real GDP. Overall, the panel’s view has become more tempered about 2021, as its median real GDP growth estimate for 2021 is 5.6%, compared to the 6.7% forecasted in May 2021. Inflation expectations have moved up significantly in the eyes of economists, but they anticipate inflation will ease in 2022. Most NABE economists expect that employment will return to pre-COVID-19 levels by the end of 2022.

The following chart from economics blog Calculated Risk, (<https://www.calculatedriskblog.com>) shows the percentage of job losses for every economic recession since the end of World War II. In terms of job losses, this is the worst recession for jobs since the Great Recession of 2007-2012.



The chart below reflects unemployment rates from January 2020 through August of 2021. The job losses and recovery can be seen at the national, state, and local levels. The national unemployment rate in August was 5.2%. In Illinois, the jobless rate sat at 6.8%. The city of Peoria was worse off than the state with an unemployment rate of 8.5% in August of 2020. However, compared to one year ago, the unemployment rate was 13.2%. The region has added back nearly 7,000 jobs in the last year, and employment in the city of Peoria has grown by more than 1,900 jobs.



Personal consumption is a major part of the economy. For Peoria, personal consumption helps sustain our economy. At a national level, the Consumer Confidence Index declined in September, following decreases in both July and August. Lynn Franco, Senior Director of Economic Indicators at The Conference Board, stated, “Concerns about the state of the economy and short-term growth prospects deepened, while spending intentions for homes, autos, and major appliances all retreated again.”

2021 ECONOMIC RECOVERY

Peoria is the beneficiary of a strong economic recovery coming out of 2020. In 2021, the Council met monthly to take actions to curtail spending due to the pandemic. Staff revenue estimates were conservative due to the uncertainty of how the pandemic would affect the economy and whether federal aid would materialize. One other conservative estimate was the impact of the state law that applied local sales tax rates to internet purchases. The following table shows the 2021 Revised Budget and the current 2021 budget projections.

Selected Major Revenue Sources, 2021 Budget to Projected Actuals:

	2021 Revised Budget	2021 Projected Actuals	% Change	\$ Change
Local Sources				
Property Tax Levy	30,926,519	30,926,519	0.0%	0
TIF Property Taxes	6,219,602	6,219,602	0.0%	0
Home Rule Sales Tax	22,876,000	27,972,780	22.3%	5,096,780
Sewer Fees	19,368,480	21,368,480	10.3%	2,000,000
Insurance Charges	12,929,149	12,929,149	0.0%	0
Utility Taxes	10,622,300	10,488,800	-1.3%	(133,500)
Refuse Collection Fee	9,570,846	9,900,000	3.4%	329,154
HRA Tax	9,793,375	8,776,547	-10.4%	(1,016,828)
Franchise Fees	3,296,100	3,625,820	10.0%	329,720
Licenses and Permits	3,144,300	3,252,525	3.4%	108,225
Gambling Revenues	2,273,300	2,273,300	0.0%	0
Public Safety Pension Fee	2,004,070	2,004,070	0.0%	0
Local Motor Fuel Taxes	1,800,000	1,800,000	0.0%	0
Parking Fees	1,634,983	1,260,453	-22.9%	(374,530)
Real Estate Transfer Tax	934,400	1,450,000	55.2%	515,600
Fines and Forfeitures	1,456,106	1,109,970	-23.8%	(346,136)
Package Liquor Tax	824,700	924,000	12.0%	99,300
<i>Total Local Sources</i>	<i>145,318,364</i>	<i>151,506,449</i>	<i>4.3%</i>	<i>6,188,085</i>
State Sources				
State Sales Tax	26,590,000	29,677,500	11.6%	3,087,500
Income Tax	10,350,000	14,690,000	41.9%	4,340,000
PPRT	6,055,704	11,546,926	90.7%	5,491,222
State Motor Fuel Taxes	4,520,000	4,526,150	0.1%	6,150
State Grants	2,772,735	2,673,580	-3.6%	(99,155)
<i>Total State Sources</i>	<i>50,449,884</i>	<i>63,174,756</i>	<i>25.2%</i>	<i>12,724,872</i>
Federal Sources				
<i>Total Federal Sources</i>	<i>15,779,661</i>	<i>13,911,385</i>	<i>-11.8%</i>	<i>(1,868,276)</i>
Bonds and Other Sources				
	75,000	75,000	0.0%	0
Total Revenues	211,622,909	228,667,590	8.1%	17,044,681

2021 revenues are estimated to be \$17,044,681 higher than the 2021 Revised Budget, an increase of 8.1%. **Local Sources** are anticipated to be \$6,188,085 (4.3%) higher than the revised budget. The largest increase was in **Home Rule Sales Tax**, up \$5,096,780 (22.3%) due to internet sales. This is significantly larger than the anticipated increase. The strong real estate market is reflected in the **Real Estate Transfer Tax** proceeds, up \$516,500 (55.2%) from the budget. **Sewer Fees** increase by \$2,000,000

(10.3%), reflecting the actual collections for Stormwater Utility Fees. Other revenues experiencing increases are: **Package Liquor Tax**, up \$99,300 (12.0%); **Franchise Fees**, up \$329,720 (10%); **Refuse Collection Fees**, up \$329,154 (3.4%); and **Licenses and Permits**, up \$108,225 (3.4%). Several local revenue streams are still negatively affected by the pandemic. **HRA Taxes** have been particularly slow to rebound. Civic Center performances, movie theaters, hotel stays, and dining are still not back at pre-pandemic levels, and the HRA tax collections are lower. Estimated collections for 2021 are \$8,776,547, down 10.4%. Downtown workers have not yet returned, and **Parking Fees** are projected \$374,530 lower, a reduction of 22.9%. **Fines and Forfeitures** are down \$346,136, a decrease of 23.8%. **Utility Taxes** are also down \$133,500, a decrease of 1.3%.

State Sources are anticipated to be \$12,724,872 higher than the revised budget, a robust increase of 25.2%. Leading the growth in state revenues is the share of **Personal Property Replacement Tax (PPRT)** allocated to Peoria. PPRT is estimated to be \$5,491,222 higher than the 2021 Revised Budget, an increase of 90.7%. This robust growth is partly a timing issue caused by last year's three-month delay in the due date for paying Corporate Income Tax, and income tax payments by corporations whose profits in 2021 were unusually high. Boosting PPRT further is the upcoming transfer from the Refund Fund. This more than doubled our October distribution but is not a permanent increase in this revenue stream.

Income Taxes are estimated to be \$4,340,000 higher than budget, an increase of 41.9%. This growth results from increases in all components of income taxes from individuals and corporations. The final tax payments for tax year 2020 were remarkable, especially for corporations. Quarterly estimated payments have shown noteworthy gain, and taxes withheld from salaries and wages have been strong compared with the same period last year when the stay-at-home orders were in place.

State Sales and Use Taxes are estimated to increase \$3,087,500 over the revised budget, an increase of 11.6%. Internet transactions have increased the Municipal Sales Tax component of this revenue stream. Offsetting this increase is a reduction in the growth of Local Use Taxes. The net increases due to the state law change have leveled the playing field for brick-and-mortar retailers and provide Peoria with much-needed fiscal relief.

Federal Sources are \$1,868,276 lower than the revised budget (-11.8%), which reflects the timing of federal grants. The passage of the \$1.9 trillion American Rescue Plan (ARPA) will distribute \$45,089,976 of Coronavirus State and Local Fiscal Recovery Funds to the City. The City Council voted in June to use \$10,301,585 of FRF to eliminate the need to issue working cash bonds in 2021 based upon the lost revenue calculation in 2020, and to curtail furloughs for affected non-union employees. \$36,788,391 remains to be obligated by December 31, 2024.

The robust revenue growth afforded the City the ability to eliminate an \$8,294,900 deficit in the Capital Fund and will move the General Fund considerably closer to the 25% Fund Balance Policy. With federal aid to citizens stopping and with the unique situation with corporate and individual income taxes ending, the State revenues need to be viewed as a high-water mark, not likely to continue. Revenue projections for 2022 consider this.

2022-2023 REVENUES

Overall, 2022 **Revenues** increase 8.3% or \$18,994,663 from the 2021 Projected Budget, mostly due to the second year of the CSO, and debt issuances. 2023 Revenues decrease -4.9% due to the Central Business District TIF expiring and no bond issues. The table below shows the projected increases and decreases in various revenue sources. Each is explained after the table.

Selected Major Revenue Sources 2021-2023:

	2021 Projected Actuals	2022 Budget	% Change	\$ Change	2023 Budget	% Change	\$ Change
Local Sources							
Property Tax Levy	30,926,519	31,273,531	1.1%	347,012	31,810,689	1.7%	537,158
TIF Property Taxes	6,219,602	6,317,935	1.6%	98,333	4,722,195	-25.3%	(1,595,740)
Home Rule Sales Tax	27,972,780	26,400,000	-5.6%	(1,572,780)	26,928,000	2.0%	528,000
Sewer Fees	21,368,480	22,671,352	6.1%	1,302,872	23,124,779	2.0%	453,427
Insurance Charges	12,929,149	12,702,082	-1.8%	(227,067)	13,337,186	5.0%	635,104
Utility Taxes	10,488,800	10,320,175	-1.6%	(168,625)	10,526,579	2.0%	206,404
Refuse Collection Fee	9,900,000	10,013,208	1.1%	113,208	10,213,472	2.0%	200,264
HRA Tax	8,776,547	9,084,940	3.5%	308,393	9,263,481	2.0%	178,541
Franchise Fees	3,625,820	3,447,750	-4.9%	(178,070)	3,516,705	2.0%	68,955
Licenses and Permits	3,252,525	3,286,700	1.1%	34,175	3,352,434	2.0%	65,734
Gambling Revenues	2,273,300	2,620,000	15.3%	346,700	2,672,400	2.0%	52,400
Public Safety Pension Fee	2,004,070	2,044,700	2.0%	40,630	2,085,594	2.0%	40,894
Local Motor Fuel Taxes	1,800,000	1,800,000	0.0%	0	1,836,000	2.0%	36,000
Parking Fees	1,260,453	1,333,990	5.8%	73,537	1,360,670	2.0%	26,680
Real Estate Transfer Tax	1,450,000	1,050,000	-27.6%	(400,000)	1,071,000	2.0%	21,000
Fines and Forfeitures	1,109,970	953,550	-14.1%	(156,420)	969,021	1.6%	15,471
Package Liquor Tax	924,000	900,000	-2.6%	(24,000)	918,000	2.0%	18,000
<i>Total Local Sources</i>	<i>151,506,449</i>	<i>151,587,320</i>	<i>0.1%</i>	<i>80,870</i>	<i>153,115,741</i>	<i>1.0%</i>	<i>1,528,422</i>
State Sources							
State Sales Tax	29,677,500	28,445,000	-4.2%	(1,232,500)	29,013,900	2.0%	568,900
Income Tax	14,690,000	13,950,000	-5.0%	(740,000)	14,229,000	2.0%	279,000
PPRT	11,546,926	9,012,980	-21.9%	(2,533,946)	9,193,240	2.0%	180,260
State Motor Fuel Taxes	4,526,150	4,713,742	4.1%	187,592	4,808,017	2.0%	94,275
State Grants	2,673,580	2,307,735	-13.7%	(365,845)	1,465,500	-36.5%	(842,235)
<i>Total State Sources</i>	<i>63,174,756</i>	<i>58,491,257</i>	<i>-7.4%</i>	<i>(4,683,499)</i>	<i>58,772,692</i>	<i>0.5%</i>	<i>281,435</i>
Federal Sources							
<i>Total Federal Sources</i>	<i>13,911,385</i>	<i>21,413,877</i>	<i>53.9%</i>	<i>7,502,492</i>	<i>16,344,525</i>	<i>-23.7%</i>	<i>(5,069,352)</i>
Bonds and Other Sources							
	75,000	16,169,500	21459.3%	16,094,500	7,411,500	-54.2%	-8,758,000
Total Revenues	228,667,590	247,661,953	8.3%	18,994,363	235,644,458	-4.9%	(12,017,495)

Local Sources are estimated to increase 0.1% or \$80,870 from the 2021 Projected Budget. **Property Taxes** are an indicator of community wealth. Assessed values (EAV) for 2022 are estimated to continue to increase 1% to \$1,959,026,373. While home sales have been particularly strong in 2021, the three-year moving average of sales has been a drag on assessed values. Due to lower property tax collections in 2021, property taxes are estimated to increase \$347,012 or 1.1% to \$31,273,531 in 2022. This is in line with the estimate in 2021.

TIF Taxes and **Special Service Area Taxes** are anticipated to increase 1.6% or \$98,333 from 2021. \$6,317,935 is anticipated to be collected in 2022. The Central Business District TIF expires in 2022. The large reduction in the 2023 budget of \$1,595,740 is due to the expiration of the Central Business District TIF.

2021 showed a considerable rise in sales taxes. **Home Rule Sales Taxes** increased 22% from the 2021 Revised Budget, an increase of 5,096,780. One major factor that contributed to this change was Illinois law expanded local option sales taxes to remote retailers on January 1, 2021. The secondary factor was consumer spending across the US economy was up during 2021. Home Rule Sales Taxes are anticipated to generate \$26,400,000 in 2022. This is down from 2021 collections of \$27,972,780 by 5.6% or \$1,572,780. This decrease is anticipated as the federal government pulls back on most of its stimulus programs.

Hotel, Restaurant and Amusement (H.R.A.) Taxes are a revenue source that declined considerably in 2021. H.R.A. Taxes decreased -\$1,106,828 or -10.4% from the 2021 projected actuals. After debt service for the Civic Center, this left very little funding for the Convention and Visitor's Bureau and almost none for the Civic Center in 2022. The revenues for 2022 are estimated to be \$9,084,940, up 3.5% or \$308,393 from 2021. **Real Estate Transfer Taxes** are anticipated to decrease 27% annually in 2022, down \$400,000 to \$1,050,000. **Local Motor Fuel Taxes** are anticipated to be flat in 2022 as compared to 2021 totaling \$1,800,000.

The pandemic also impacted **Gambling Revenues** drastically during 2020. However, the City has seen gambling revenue follow the budget in 2021. For 2022, gambling revenues are anticipated to increase 15.3% to \$2,620,000. This is \$346,700 higher than the 2021 projected actual gambling revenue estimate. **Package Liquor Taxes** are estimated to decrease 2.6% to \$900,000 in 2022. Illinois passed the Cannabis Regulation and Tax Act in 2019. With a full year of revenue collections in 2022, staff is estimating \$450,000 of **Cannabis Tax** revenue for 2022.

Franchise Fees are anticipated to be 4.9% or \$178,010 lower in 2022. Estimated Franchise Fees for 2022 are \$3,447,750. **Utility Taxes** are estimated to be 1.6% or \$168,625 lower in 2022. Utility Taxes are estimated to be \$10,320,175 for 2022. **Licenses and Permit** revenues are estimated to increase 1.1% or \$34,175 to \$3,286,700 in 2022. **Fines and Forfeitures** are estimated to decrease 14.1% in 2022, down to \$953,550 in 2022.

The Federal Government has ordered the city of Peoria to develop a long-term plan to reduce the incidence of overflows from combined storm/sanitary sewers, which discharge untreated sewage into the Illinois River during heavy rains and snowmelt events. The City is currently experiencing between 20-30 combined sewer overflow events per year. The City must bring that number down as close to zero as possible. The City has proposed to the Federal Government a solution that would be 100% green, utilizing the latest technologies to infiltrate the stormwater before it gets into the sewer system. The City has the right types of soils to infiltrate 37 million gallons in a triggering storm event. It is achievable to use green stormwater infrastructure to capture this runoff. The cost of this unfunded mandate range is \$109 million. At this time, it is anticipated that most of the capital construction costs of the combined sewer program will be funded through sewer rates. **Sewer Fees** in 2021 increased from \$5,802,678 in 2020 to \$7,368,480 in 2021, an increase of 27%. For 2022, it is estimated that these revenues would increase to \$8,844,779.

Council adopted the Stormwater Utility Fee in 2018. This utility fee removes the costs of wet weather management from the General Fund and bills property owners, even non-property tax-paying owners, a fee based upon their impervious area. Stormwater management fees are set to increase by ordinance in 2020 and 2021. The 2021 budget estimated \$12,000,000 of stormwater revenue, but stronger than anticipated collections show an increase of 16.7% or \$14,000,000 in 2021. Staff recommends that the 2022 budget holds the last Council-adopted increase in the **Stormwater Utility Fee** be frozen for 2022 at \$14,000,000., and that they increase by the adopted inflation rate in 2023. Combined sewer and stormwater revenues increase 20% for 2022.

Downtown parking revenues were affected by the pandemic. **Parking Fees** declined -22.9% or -\$374,530 for 2021. In 2022, parking revenues are estimated to increase 5.8% or \$73,537 as more people return downtown. The residential **Garbage Fee** will increase 1.1% to \$10,013,208 in 2022.

To help to offset the cost of public safety pensions, a per-parcel **Public Safety Pension Fee** was established by Council in 2019. Current estimates for the Public Safety Pension Fee for 2022 are \$2,044,700, an increase of 2.0%. The fee was set to sunset in 2021, however, staff is recommending continuing the fee to help offset the City's growing public safety pension costs. The City's **Insurance Charges** for operating the health care plan and worker's compensation are anticipated to decrease 1.8% in 2022 to \$12,702,082 due to an anticipated reduction in employees using the City's healthcare. The City's health care costs continue to moderate.

State Sources are estimated to decrease -7.4% in 2022, down \$4,683,499. **State Sales and Use Taxes** were up 11.6% during 2021, an increase of \$3,087,500 over 2020 collections. As with the Home Rule Sales Tax, State Sales and Use Taxes are estimated to decrease 4.2% or \$1,232,500 in 2022. Internet sales and the recovery from the pandemic drove the increases in 2021, however, the collection in 2021 is more than likely a peak collection period. Based upon projections from the Illinois Municipal League, **Income Taxes** will decrease -5.0%, down to \$13,950,000 from \$14,690,000 in 2021. **Personal Property Replacement Taxes** will decrease -21.9% to \$9,012,980 for 2022.

For 2021, **State Motor Fuel Taxes** are estimated to be \$4,713,742, an increase of 4.1%. **State Grant** reimbursements decline in 2022, a reduction of -13.7% or \$2,307,735 for 2022.

Federal Sources are anticipated to increase in 2022. The City was the recipient of \$47 million in American Rescue Plan (ARPA) Funding in 2021. The City allocated \$10.3 million in 2021 to eliminate the need to issue working cash bonds. The 2022 budget includes the use of \$9.2 million in recovery funds each year through 2024. The City’s budget will show the revenue for these funds as they are used. For 2022, Federal sources are projected to increase 53.9% or \$7,502,492. **CDBG** and **HOME** entitlement revenues are anticipated to remain strong.

Other Sources include **Bond Proceeds** and the **Sale of Property**. Due to the City receiving ARPA funding in 2021 the City did not issue working cash bonds. The 2022 budget includes \$9,824,500 in new debt issuances. The first year of the CSO improvements is slated for 2022 with the City seeking a second Illinois Environmental Protection Agency (IEPA) loan of \$6,270,000. The City also anticipates issuing \$9,824,500 for facility improvements.

EXPENSES

The overall appropriation increases 24.6% over the 2021 Projected Actuals to \$255,135,027, an increase of \$50,539,081. 2023 expenses decrease \$16,679,925 or -6.5% as federal spending and debt-supported capital does not continue.

Major Expenses Categories 2019-2021:

	2021 Proj. Budget	2022 Budget	% Change	\$ Change	2023 Budget	% Change	\$ Change
Operating Expenditures							
Personnel Services	63,311,727	68,312,753	7.9%	5,001,026	69,874,594	2.3%	1,561,842
Employee Benefits	31,927,314	32,251,087	1.0%	323,773	34,030,931	5.5%	1,779,844
Contractual Services	60,813,651	72,886,906	19.9%	12,073,255	69,729,236	-4.3%	(3,157,670)
Supplies and Materials	4,126,287	4,107,251	-0.5%	(19,036)	4,183,279	1.9%	76,029
<i>Total Operating Expenditures</i>	<i>160,178,980</i>	<i>177,557,997</i>	<i>10.8%</i>	<i>17,379,017</i>	<i>177,818,040</i>	<i>0.1%</i>	<i>260,043</i>
Capital	23,843,261	57,835,564	142.6%	33,992,303	41,670,650	-27.9%	(16,164,914)
Debt Service	20,753,705	19,741,466	-4.9%	(1,012,239)	18,966,412	-3.9%	(775,055)
TOTAL EXPENDITURES	204,775,946	255,135,027	24.6%	50,359,081	238,455,102	-6.5%	(16,679,925)

Personnel Services - the salaries and wages for all City employees (including the Library) - total \$68,312,753, an increase of 7.9% or \$5,001,026. With positions requests, which will be described below, total **Regular Pay** for City employees increases to \$53,672,032, an increase of 10.0% over 2021 projected

actuals. This is due in part to the significant amount of employee turnover due to the pandemic and the Early Retirement Incentive (ERI) offered. **Overtime** expenses increase 8.6% to \$5,787,184 to reflect current trends in overtime usage. As more staff is hired, this number will decrease. With the reduction of long-tenured employees, two areas of personnel costs are decreasing. Longevity Pay will be \$1,775,913, a reduction of -12.6%, and Termination Pay, the account that pays accrued benefits upon departure from the organization, will decrease -45% to \$1,100,000.

Benefits - Police Pension costs increase 7.4% from \$13,708,913 to \$14,553,557 in 2022. **Fire Pension** costs increase 6.0% from \$12,325,727 to \$13,234,528 in 2022. Staff recommends increasing the pension contributions, coupled with excellent investment performance by the Police and Fire Pension Boards, to drive down unfunded liabilities. The contributions are higher than the recommended contributions by the Illinois Department of Insurance and the statutory contribution determined by the actuary for the pension boards. **Health Care** costs are increase 5.6% to \$14,023,919. Total Benefits are 1.0% or \$323,773 higher than 2021 at \$32,251,087.

Supplies and Materials are slightly less than 2021. Supplies decrease in 2022 by \$19,036.

Contractual Services significantly increase in 2022 due to additional grant funding from the state and federal governments. In 2022, contractual services are estimated to be virtually flat, \$12,073,255 higher than 2021 projections, an increase of 19.9%.

Stop Loss and **TPA** administration costs are estimated to be at \$1,541,502, an increase of 49% over 2021. **City Health Insurance** contributions for employees increase 4.2% to \$6,700,000. **Parking Contract Labor** for the management of City parking facilities increases 20.3% to \$622,000. **Street Light** expenses increase 18.8% to \$950,000 as more lights are planned for installation. **Forestry** increases 110.0% to \$827,225 to accommodate resident expectations of public rights of way mowing and maintenance. **Weed and Litter** expenses on private lots increases 31.1% to \$600,000.

The largest increases in contractual services are due to the receipt of American Rescue Plan funding through the Coronavirus State and Local Fiscal Recovery Funds, and other state and federal grants. The following is the explanation of grant-funded recommendations.

Coronavirus State and Local Fiscal Recovery Funds

With the passage of the \$1.9 trillion American Rescue Plan, the Federal Government allocated \$350 Billion for state and local governments. Over the next two years, the city of Peoria will receive \$47,089,976 in Coronavirus State and Local Fiscal Recovery Funds (FRF). In late May, the City received the first \$23,544,988. The City Council voted in June to use \$10,301,585 of FRF to eliminate the need to issue working cash bonds in 2021, and to curtail furloughs for affected non-union employees. \$36,788,391 remains to be obligated by December 31, 2024.

Congress outlined specific funding objectives:

- Support urgent COVID-19 response efforts to continue to decrease the spread of the

virus and bring the pandemic under control;

- Replace lost public sector revenue to strengthen support for vital public services and help retain jobs;
- Support immediate economic stabilization for households and businesses; and
- Address systemic public health and economic challenges that have contributed to the unequal impact of the pandemic.

Within these objectives, Congress and the Treasury Department outlined several areas of allowable expenditures:

- Support Public Health Response;
- Address Negative Economic Impacts;
- Replace Public Sector Revenue Loss;
- Premium Pay for Workers;
- Water and Sewer Infrastructure; and
- Broadband Infrastructure.

Following an extensive public outreach, the City staff presented recommendations in early September on how to spend the Fiscal Recovery Funds. Council suggested that the City may want to consider front-loading more of the funding to increase the impact upon the community.

Staff recommends the following allocations of FRF for the first two years that correspond to the next biennial budget, 2022 and 2023:

RECOMMENDED SPENDING	2022	2023
INFRASTRUCTURE	\$ 3,160,000	\$ 3,160,000
NEIGHBORHOODS	\$ 2,500,000	\$ 2,500,000
ECONOMIC DEVELOPMENT	\$ 2,400,000	\$ 2,400,000
VIOLENCE REDUCTION	\$ 1,325,000	\$ 1,325,000
HEALTH EQUITY (MATCHED BY PEORIA COUNTY)	\$ 600,000	\$ 600,000
PROGRAM MARKETING/ FINANCE ADMINISTRATION	\$ 200,000	\$ 200,000
TOTAL	\$ 10,185,000	\$ 10,185,000

The quantitative preference of the respondents was to put additional resources into infrastructure. In reviewing the City’s infrastructure needs, for the next two years, the City could invest in sidewalks, street lighting, and mill and overlay projects in the City. Most of the work would be completed within the qualified census tracts that have been hardest hit by Covid-19. This use of funding would increase the City’s sidewalk investments by 20%, accelerate street lighting programs, and address needed street repairs. An effort to use “smart” technology with cameras and street lighting could work to address illegal dumping and to increase public safety.

The Treasury Department has indicated that housing services to support healthy living environments and neighborhoods conducive to mental and physical wellness are eligible uses of FRF. Several programs have

been identified that will support healthier living environments in the City's neighborhoods, particularly those disproportionately impacted by Covid-19. Staff recommends \$2,500,000 annually for neighborhoods for 2022 and 2023. The FRF can be used to support small businesses with loans, grants, in-kind assistance, and counseling programs, and to speed the recovery of impacted industries. To that end, staff recommends an annual investment of \$2,400,000 to support small businesses and impacted industries. The social determinants of health are the social and environmental conditions that affect health outcomes, specifically economic stability, health care access, social context, neighborhoods and built environment, and education access. The County of Peoria has committed \$2,400,000 to focus on the social determinants of health by implementing evidence-based practices within Peoria's qualified census tracts (QCT) to improve health outcomes by improving those social and environmental conditions. Staff recommends matching this investment to establish a Health Equity Fund to work towards improved health outcomes for Peorians. The Treasury Department has specifically authorized evidence-based community violence intervention programs to prevent violence and mitigate the increase in violence during the pandemic as an allowable use of FRF. To that end, staff recommends that \$1,325,000 annually be used to fund community violence intervention programs that have been proven to be effective at reducing violence.

Former Tabor Property

The city of Peoria Community Development Department has been awarded two grants for the former Tabor Property, five contiguous parcels located at 3540-3600 SW Adams Street and South Lydia Street. The City acquired this property many years ago knowing that it would take additional grant funds to address the contamination and environmental issues before it could be returned to productive use. The first grant awarded was an EPA Cleanup Grant for \$500,000, with \$100,000 in matching TIF funds. These funds will specifically address the contaminations in the soil from prior commercial uses. The grant was awarded in 2020, but we were waiting on the additional Rebuild funds to get started as we received notification of that award before we started our cleanup efforts.

The second grant was a State of Illinois Department of Commerce and Economic Opportunity Shovel Ready Grant for \$950,000. There will also be \$150,000 in matching TIF funds for this portion. The bulk of these funds will be dedicated to rehabbing the existing 10,000 square foot property on-site to make it ready for a future business along with other site improvements. The City of Peoria Community Development Department will be utilizing a consultant to manage both grants.

HOME – ARP

The American Rescue Plan (ARP) included funding for cities that already received HOME Investment Partnership funding through the Department of Housing and Urban Development (HUD) to receive additional funding for a new type of HOME program. The HOME – ARP program through HUD is similar to the regular HOME program but is targeted towards serving individuals experiencing homelessness. A proposed project for HOME funding is the renovation of the former Methodist College building at 415 NE Marks Court for a permanent supportive housing development headed by Phoenix Community Development Services. The project will create 55 units of permanent housing for formerly homeless

individuals and families that require additional onsite case management. The project will be a mix of 1 bedroom, 2 bedroom, and 3 bedroom units to increase the housing available for families. Phoenix has applied to the Illinois Housing Development Authority (IHDA) for funding with the City contributing the \$2 million local match required for the project if approved.

CDBG-CV

The CARES Act provided additional Community Development Block Grant (CDBG) COVID (CV) funds to prevent, prepare for, or respond to coronavirus. The city of Peoria received nearly \$1,900,000. The funds were required to be spent on eligible CDBG activities and meet a tieback requirement to how the activity prevents, prepares for, or responds to coronavirus.

Initially, some funding was spent on a small business assistance program for businesses impacted by COVID and household/utility assistance programs for households impacted by COVID. Proposed projects with the remaining funds include a workforce development location by Phoenix Community Development Services for individuals experiencing homelessness. The project includes the rehabilitation of a commercial building at 234 NE Madison. The programming offered would include a café/restaurant that would double as a job training organization as well as traditional workforce development activities. CDBG-CV funds can pay for the rehabilitation of the portion of the building used for the job training activities. Approximately \$330,000 in CDBG-CV funds and \$350,000 in regular CDBG funds would be provided for the project.

The other proposed project utilizing CDBG-CV funds is the upgrades and site improvements to Trewyn Park by the Peoria Park District. The project would include replacing the basketball courts, creating a walking path, site improvements to stop erosion, and other park upgrades. By providing the additional CDBG funding, this project can be moved up in priority and scope by the Peoria Park District. HUD notes in fact sheets that the upgrading of outdoor spaces ties back to the prevention of COVID by allowing for outdoor activities. The project would utilize \$600,000 in CDBG-CV funds.

Land Bank

The Illinois Housing Development Authority (IHDA) provided grant funding for communities to create local land banks. The City initially received a grant for \$150,000 to complete the due diligence necessary to create a land bank. In 2021, IHDA granted an additional \$216,000 for staffing and operating the land bank. The City of Peoria Land Bank is a function of the Community Development Department with direction from the City Manager and governed by an appointed board. The Land Bank is working with Peoria County to expand intergovernmental cooperation, allowing the Land Bank to use all tools and strategies available to reduce blight, increase property values, increase public safety, and create safe and new housing opportunities for all residents of Peoria.

The land management process includes:

- Identifying and obtaining properties before they deteriorate to the point of demolition.
- Land assembly for larger redevelopment projects.

- Improving the County Trustee Auction Process.
- Increasing the number of properties on the tax rolls.
- Maximizing resources to ensure adequate maintenance of publicly controlled parcels to avoid negatively impacting surrounding property values.
- Ensuring everyone understands the role housing plays in the public safety of a community.

The grant pays for the salary of the Land Manager and the costs incurred through Land Bank activities.

Subsidies to other entities included in the 2022-2023 budget include: funding for the Convention and Visitors Bureau (\$542,500); Civic Center (\$341,756); Arts Partners (\$100,000); Downtown Development Corporation (\$100,000), Greater Peoria Economic Development Council, (\$75,000); Peoria County Animal Control Services (\$278,470). Additional TIF Subsidies in 2022 total \$3,025,368. The Central Business District TIF expires at the end of 2021. The last year of distributions will be in 2022. \$1,690,000 in subsidies will expire as this TIF closes. **Library** operations increase 0.02%, or \$17,016 in 2022.

Capital expenses increase 142.6% to \$57,835,564 in 2022. Capital expenses declined -57.12% to \$18,333,342 in 2020 as the Council sought to be prudent about spending during the pandemic, and the Council approved \$23,843,261 in capital expenses in 2021. The City can increase capital spending and catch up on needed road and stormwater projects that were deferred due to the pandemic. The first year of combined sewer overflow expenses will be incurred during 2022. Staff is proposing the consolidation of fire fleet purchases and facility-related improvements into a general obligation bond. This will limit the need for spending on these items in 2023, thus reducing the capital spend in year 2 of this biennial budget to \$41,670,650, a reduction of -27.9%.

The deferral of capital spending was largely undertaken in stormwater, the elimination of a new Fire Station 16, and not starting the combined sewer overflow projects since a consent decree was not signed until 2021. The proposed CIP aims to increase spending in infrastructure projects and begin drawing down capital budget reserves for projects that will improve our community.

The table below shows the 2022 – 2026 CIP by the type of project, regardless of funding source:

Category	% 2022	2022	2023	2024	2025	2026
Development	7.0%	\$4,031,296	\$ 1,000,000	\$1,000,000	\$1,000,000	\$1,000,000
Equipment	3.8%	\$2,181,118	\$ 1,729,400	\$3,608,403	\$1,016,000	\$1,032,000
Facilities	8.6%	\$4,982,500	\$ 0	\$3,189,500	\$-	\$-
Parking	3.0%	\$1,760,000	\$ 500,000	\$2,110,000	\$-	\$-
Sewers/Drainage	33.2%	\$19,182,000	\$ 18,752,500	\$16,772,000	\$15,890,000	\$14,857,000
Sidewalks	2.2%	\$1,250,000	\$ 990,000	\$990,000	\$990,000	\$800,000
Streets	31.3%	\$18,128,650	\$ 15,331,250	\$18,443,100	\$12,815,000	\$10,855,000
Traffic/Lighting	3.1%	\$1,820,000	\$ 1,727,500	\$737,500	\$2,567,500	\$1,610,000
Vehicles	7.8%	\$4,500,000	\$ 1,640,000	\$4,450,000	\$1,590,000	\$1,500,000
Grand Total	100.0%	\$57,835,564	\$ 41,670,650	\$51,300,503	\$35,868,500	\$31,654,000

In 2023, **78.8%** of all funds are focused on projects that directly impact citizens. The remaining 20.2% (in the categories of Equipment, Facilities, and Vehicles) makes the work that staff delivers to citizens every day more effective and efficient.

Major projects recommended for funding in 2020 include:

Capital Project	Amount
Combined Sewer Overflow Year 1	\$ 6,365,000
Glen Avenue from War Memorial Dr to University St	\$ 4,305,000
Deerbook Drive Green Street	\$ 3,445,000
Adams and Jefferson Signal Upgrade/ One-Way to Two Way Conversion	\$ 2,830,000
Western Ave from Adams St to Lincoln Ave	\$ 2,805,000
Fire Fleet Replacement	\$ 2,700,000
Allen Rd Reconstruction from War Drive to Northmoor	\$ 2,420,000
Lester B. Bergsten PW Building	\$ 2,250,000
Fleet Recapitalization	\$ 1,800,000
Stormwater Infrastructure Improvements	\$ 1,500,000
Harrison School Demolition	\$ 1,400,000
Roadway Infrastructure Projects	\$ 1,400,000
Glen Ave Reconstruction from Sheridan Rd to Knoxville Ave	\$ 1,368,000
Drainage Repair Program	\$ 1,180,000
Culvert at Abington St. and Madison Ave.	\$ 1,080,000
Sidewalk and ADA Ramp Projects	\$ 1,050,000
Demolition & Clearance	\$ 1,000,000
Storm Sewer Lining & Repairs	\$ 1,000,000
Prospect Road from Knoxville Ave to Belmont Place Mill and Overlay	\$ 950,000
Flood Wall Protection at Riverfront	\$ 870,000
Pavement Preservation- Implementation	\$ 860,000
Combined Sewer Outfall Televising	\$ 855,000
Downtown Wayfinding Implementation	\$ 696,000
Parking Deck - Jefferson Street	\$ 660,000
Street Lighting New - Nebraska Avenue from Knoxville Avenue to Wisconsin Avenue	\$ 657,500
CPAT Building	\$ 625,000
Stormwater Utility Grant Program	\$ 555,000
Roadway Asset Management	\$ 550,000
Concrete Lined Drainage Channel Repairs (Florence-Merle-Richwoods)	\$ 519,000
Parking Deck - One Tech Parking Deck	\$ 500,000
Smart Street Light Pilot Project	\$ 500,000
Tabor Property – Brownfield Clean Up	\$ 500,000

Debt Service decreases -5.4% or \$1,039,239 to \$19,714,466 in 2022. The city of Peoria has been aggressive in analyzing its debt portfolio and capitalizing on savings whenever possible. This has been extremely critical as the City has navigated the last two years during the pandemic. In late 2020, the City restructured its principal payments in January 2021 to provide the City with additional financial flexibility. Also during 2020, the City refunded its 2011A and 2012B bonds with an estimated savings of over \$700,000 over the life of that debt issuance which will be paid off in 2028.

During the spring of 2021, the City refunded its 2010D HRA Tax backed debt with a savings of over \$1.3 million over the life of the remaining debt which is paid off in 2026. The City plans on completing two additional refundings for the beginning of 2022. With the legislative extension of the Hospitality TIF, the City was afforded the ability to refund the 2012A bonds. This extension allows the City to extend the payment period of the debt out to 2045, but also saves the City approximately \$2.2 million over the life of the debt. The second refunding will be of the 2011B, 2013A, and 2014A bonds which will have an approximate savings of \$1.5 million over the life of the maturity ending in 2034. In total, these 4 bond issuances have lowered the City's debt payment by close to \$1 million annually.

STAFFING

The City Council approved 615 positions as of January 1, 2021. The City Council adopted an early retirement incentive (ERI) window from August 1, 2020, through July 31, 2021. Of 55 eligible employees, 40 opted to retire. Last year in this budget message it was stated "To make the IMRF ERI pay for itself, the City cannot and should not fill every position that leaves." With a stronger economic recovery and greater liquidity, the City can use existing Other Post Employment Benefit (OPEB) reserves to pay off the 2021 ERI liability and earn a higher return for the OPEB reserves than current interest rates. Thus, the City saves millions on repaying this benefit obligation, while earning more money for the OPEB liability.

Unlike the last several years, the City can restore some of the staffing reductions that have occurred due to the economy and due to the pandemic recovery. Overall, staffing for 2022-2023 is recommended at 653 positions, an increase of 38 positions, or 6.1%.

City Headcount	2013	2014	2015	2016	2017	2018	2019	2020	2021	2022
Elected Offices										
City Council	1	1	1	1	1	-	1	1	1	1
City Clerk	4	4	4	4	4	4	4	4	4	4
City Treasurer	6	6	6	6	6	6	6	5	5	5
<i>Election Commission</i>	3	3	-	-	-	-	-	-	-	-
City Administration										
<i>City Manager</i>	4	4	10	10	10	9	9	6	6	7
<i>Finance</i>	14	14	15	15	15	15	16	14	14	15
<i>Diversity and Inclusion</i>						1	4	3	3	3
<i>Human Resources</i>	6	6	6	6	6	6	6	5	5	8
<i>Information Systems</i>	14	14	14	13	13	12	12	10	11	15
<i>Legal</i>	7	7	7	7	7	6	6	5	5	8.5
Line Departments										
<i>Police</i>	248	254	254	257	257	248	249	240	240	242
<i>Fire</i>	211	211	212	213	214	206	189	177	177	178
<i>Public Works</i>	80	79	85	84	88	94	90	80	80	86
<i>Community Development</i>	38	38	38	38	38	34	34	30	30	41.5
<i>Emergency Communications</i>	36	36	36	36	33	32	32	34	34	38
Total Headcount	755	677	688	690	692	673	658	614	615	653

City Manager’s Office - The additional position recommended is an **Economic Development Admin** to assist with the anticipated increase in paperwork due to the American Rescue Plan funding for economic development. This position would also provide additional administrative support for the CMO and Mayor and Council Office.

Finance – Two additional **Accountant** positions were added to assist in managing financial records during 2022. Payroll was transferred from Finance to Human Resources, reducing two positions in Finance. A **Management Analyst** position will assist the Finance Department and entire organization with Monthly Departmental Reporting, financial reporting assistance for Departments, management performance reporting for the organization, and additional financial analysis.

Human Resources – As a result of significant cuts to the number of employees in the HR department, existing staff has absorbed more duties over the past ten years. In addition, earlier this year, the payroll function was moved from Finance to HR, resulting in more work for existing staff. A **Payroll Supervisor** and **Payroll Technician** are now part of HR. While members of the staff have assumed more duties, the HR Director is the only person on staff who has the expertise to handle classification and compensation issues. This situation is not sustainable, resulting in the need for the addition of a **Classification and Compensation Specialist** to the department.

Information Systems – The Information Systems Department currently has seven full time staff and one augmented staff. Early retirements and departures left the department challenged to keep up with demands. The following positions are recommended in this budget.

The CIO and manager spend a considerable amount of time researching and entering invoices and purchase orders into Tyler. Many invoices originate in other departments, so it takes additional time to research their validity. A new **Administrative Assistant** will allow management to better focus on critical issues. This person will also be able to run reports and requests of the management team as needed. Lastly, this person will be tasked to provide support to ECC management by entering invoices and purchase orders into Tyler as well.

Currently, the customer support function is staffed with a manager and two technicians. Two additional **PC Support Technicians** will allow the department to address PC support request in a timely manner throughout the City facilities.

Information systems is currently staffed with one network administrator. The department needs an expert in network security who is accountable for insuring we have measures in place to protect our data. A **Manager of Security, Network, and Infrastructure** will protect our computer network by troubleshooting issues and monitoring potential threats. They will promote digital security and produce network and security policies for staff and any outside agency or contractors who use our network. This person would be responsible for the network administrator and the Database Administrator. This position replaces a vacant IS Project Leader position. A **Database Administrator** will be responsible for the infrastructure and architecture for all database systems and related subsystems. This includes the definition of backup strategies and maintenance plans, patch management procedures and disaster recovery procedures and processes. In addition, this role is responsible for system performance maintenance and data integrity. We host ADSI (software for Police, Fire, & ECC) for several agencies within Peoria County and including Peoria County. We also host other applications such as GIS and Tyler Financial System. This position replaces a vacant Network Specialist position.

The Enterprise Applications Solutions function is currently staffed with an analyst and one contract analyst. A **Program Manager** would be tasked with managing multiple projects for the department. They would be tasked with delegating work to the Business Analysts and working with the managers of Customer Service and Network & Infrastructure Security to successful complete projects. This person would also be tasked with working with the CIO and managers to develop and maintain city-wide IT policies and procedures. This position replaces the vacant Telecommunications Administrator. A new **Business Systems Analyst** will be responsible for understanding our software and helping city staff by developing business strategies that maximize productivity and communication. They will do this by talking with management to determine department needs and coordinating with the IS team to create or update software based on those needs and training staff on how to use the software effectively in their daily jobs.

The goal for the Information Systems Department is to build a team that:

- has a robust and efficient helpdesk;
- proactively plans and schedules software and hardware upgrades;
- focuses on the integrity and security of our data;
- can launch projects successfully; and
- is innovative and at the table of technology initiatives in other departments.

Legal – A **Court Process Assistant** was added in 2022 to address the administrative support needs of the staff attorneys and Acting Corporation Counsel and to assist with the administrative hearing officer caseloads. A **Legal Assistant** was previously approved for one year to assist with land banking efforts. The position has been shared with Community Development. The position will be responsible for supporting land banking efforts, including petitions for abandoned properties and demolitions, as well as performing insurance recovery on behalf of various city departments.

Two additional positions are recommended. A **FOIA Legal Assistant/Paralegal** would work with the City Clerk to take all FOIA requests filed with their office and obtain responsive documents from each department. Each department would still need a FOIA officer who can gather/compile all responsive records, but those records would be sent to the FOIA Legal Assistant who can review and redact and/or withhold as necessary as well as providing one unified response on behalf of the City (except for PD). This position would also provide legal support to the FOIA officer in the PD when they have questions/concerns about the process or redactions.

A **Senior Attorney** would be embedded at the Police Department for two years. The salary will be covered by a reduction of a Lieutenant in the Police Department. The two-year trial basis allows for an experienced legal practitioner to assist the PD in the implementation of the crime reform bill and crime reduction efforts. A trial period will allow both PD and Legal to determine if the position can function effectively for both departments.

Police – The Police Department had more than 15 police officer positions vacant and unfunded over the last several years. With retirements, the number of vacant positions sits at 27. Currently, the department is allocated 30 slots in the Police Training Institute (PTI) during 2022. This recommended budget anticipates the hiring of 30 police officers during 2022, staggered to meet the open slots at PTI. It is important to stress that 30 hires will not immediately increase the police presence on the street. From hiring, through PTI, and then Field Training, a newly hired officer needs 10 months before being able to serve on the street alone.

An additional **Evidence Technician** will keep up with the additional demands being placed upon the evidence room in the Police Department. A **Junior Grants Coordinator** position will work with the Police Technology Administrator in the Support Services Division. This position will handle the day-to-day tasks required to acquire, manage and coordinate grant funding for the Police Department and would be

responsible for reporting to and assisting the Police Technology Administrator. This would increase the number of hours available to research, apply for and acquire additional funding sources through Federal, State, Local and private grants under the newly created position. A **Safety Network (S-NET) Coordinator** position will assist the City with the violence reduction efforts the City will undertake through the American Rescue Plan funding. As previously stated, a Lieutenant position was eliminated from the budget to fund a Senior Attorney in the Legal Department.

Fire – As part of the budget process last year, the Council reduced two engine companies in the Fire Department. As part of the settlement of the unfair labor practice with Local 50, the City agreed to restore one fire engine into service through at least March 31, 2021. Due to the economic recovery, this machine never had to be taken out of service. The American Rescue Plan increased funding in the Staffing for Adequate Fire and Emergency Response (SAFER) to \$560 million, a 58% increase from \$355 million this year. It is recommended that the City apply for a SAFER grant to restore the engine company during the upcoming grant application window in early 2022. With a staffing reduction due to the pandemic and a documented decrease in confining fires to the room or object of origin during this past year, Peoria should have a very compelling application. A successful SAFER Grant would provide the City with federal funding for an engine company for three years, and the City would be required to retain the hired staff for an additional year. Through overtime in 2022 and until the SAFER grant application would be determined, the City can restore an engine that would provide the needed support to the current staff in the field.

The Fire Academy currently has a Division Chief of Training and a Training Supervisor that oversee all training aspects of the Fire Department. Over the last few years, this area of the Fire Department has gone without an **Administrative Specialist**, leaving the Training Supervisor to accomplish these tasks. This has hurt the department's ability to accomplish necessary training for new recruits and continuing education for current firefighters. An Administrative Specialist at the Fire Academy will schedule and monitor the required training through the Office of the State Fire Marshal (OSFM), maintain personnel files, schedule training for outside agencies, maintain the Fire Academy as an OSFM testing site, process requests of OSFM certifications, schedule annual CPAT testing, and process all OSFM fireground certifications mandated in 2022.

Public Works – Within the Engineering Division an **Engineering Technician II** position will assist with right of way permitting. If they have extra capacity, they would be trained to be a backup for the Engineering Technician assigned to the televising truck and for the Traffic Technician. This provides flexibility for cross-training and backups for all technicians. This would also reduce reliance on contractors for permitting support.

With the addition of a **Lead Parking Technician** and an additional **Parking Technician**, the department will be able to efficiently cover more territory in the city, enforce state and local parking laws, and manage and install parking meter devices. This will also increase revenue and allow the City to assign one of the parking techs to third shift to cover residential parking enforcement in downtown and the Warehouse District.

Two additional **Maintenance Workers** are needed to run the vacator-jet regularly and to support the camera crew in identifying underground stormwater system assets. By identifying the assets, we can identify the condition of the stormwater sewer drainage pipes to provide maintenance repair, therefore reducing the cost of replacing the pipes and preventing the safety risk of sinkholes. A **Facilities Painter** was eliminated due to covid. Bringing a facilities painter back would allow us to perform facilities painting, riverfront ornamental iron painting, removing graffiti, and painting light poles without hiring a contractor or pulling a painter from the paint truck.

In addition to the full-time employees, additional part-time temporary summer employees will assist the department in providing additional stormwater maintenance, forestry maintenance, concrete work, pavement preservation, and street repair. Additional winter season temps will be snowstorm support staff allowing the City to increase snow routes from 17 to 21.

Community Development - The Community Development Department has seen significant turnover in the last two years due to COVID staff reductions, staff departures, and the Early Retirement Incentive. After the budget reductions related to COVID, the Community Development Department was authorized to have 30 FTEs. In 2021, the authorized full-time employee strength grew from 30 to 33.5 employees. The 3.5 positions that were added:

- **Land Manager** and **Legal Assistant** – Funded through the IHDA Land Bank Grant, the Land Manager is overseeing the land management process and the Legal Assistant has been shared with the Legal Department.
- **Associate Grants Coordinator** – Funded with increased levels of Federal Funding (HOME, CDBG, ESG).
- **Electrical Inspector** – Funded from the general fund but based on vacancies of higher-paid employees retiring and \$40,000 budget to contract the electrical inspections and plan review.

In addition, the Code Enforcement Division was authorized for eight full-time Code Enforcement Inspectors. Of those eight inspectors, two employees retired, and one employee left. To address the community need, the Division hired six temporary **Code Enforcement Aides** in April. The 2022 proposal includes converting the six temporary code enforcement aides to full-time and hiring an additional **Senior Code Enforcement Inspector**. This would give the Code Enforcement Division 12 Inspectors for 2022, two more employees than the Division was authorized for pre-pandemic.

A **Housing Coordinator** would be a central person to assist in developing housing policies and develop relationships with stakeholders through the housing industry. The position would serve as the staff liaison to the new Housing Commission with a focus on developing an overall affordable housing strategy for the city of Peoria. This position would also serve as the liaison for landlords, realtors, developers, and others for input on the strategy and potential partnerships with current or future federal funding. The position would continue to build relationships with Prairie State Legal Services and work on tenant education throughout the community.

The Grants Division with the Community Development Department is funded through HUD funds that have specific requirements of what they can and cannot work on. While the Division has the technical skills and expertise to assist in additional grant applications for the City of Peoria, they lack the additional time needed and the flexibility of their funding source. While multiple Departments in the City handle their own grants, there are often grant opportunities that require the City to apply as an entity where one Department does not have specific ownership. This work often falls back onto the Community Development Department even when the Grant has nothing to do with the services they deliver. Adding a **Grant Writer** position to the Community Development Department would allow the City to position itself to apply for additional competitive grants and provide some additional technical assistance to other Departments when they have grant opportunities that are exploring.

To administer multiple neighborhood revitalization programs from the American Rescue Plan funds, the Community Development Department is requesting three positions. The positions would be temporary positions to last through the administration of the programs/funds. Based on the annual federal grants and existing funding that has been made available during the pandemic, existing staff has very little capacity to administer any additional programs which is why the new positions are necessary.

Community Service Inspector - This position would help manage and coordinate the additional demolitions and housing programs. The East Bluff TIF Housing Program has demonstrated how time-intensive the work is to ensure quality from the contractors involved in the program. The additional demolitions will also require oversight to ensure accurate estimates and proper completion of the demolition process. In addition, the programs need closely monitored to ensure funds are being spent appropriately.

Project Coordinator - This position will handle the administrative side of all the programs including application intake, invoicing and payments, contract monitoring, etc. In addition, the position will aid the Neighborhood Enhancement Coordinator in the marketing and advertising of the programs to ensure all residents of Peoria know what is available. The position will also help with tracking and monitoring progress to measure the success of the programs.

Associate Neighborhood Enhancement Coordinator - This position will administer the neighborhood mini-grant program and work with various neighborhood groups and leaders to maximize the success of the programs. The position will advertise and market the available neighborhood revitalization programs throughout the community

Emergency Communications – The ECC would see the staffing increase from 34 to 38 with four unfunded **Emergency Communications Telecommunicators** proposed for hire in 2022.

FUND BALANCES

The economic recovery has assisted the City in replenishing fund balances. Currently, the projected unobligated fund balance in the General Fund at the end of 2022 will be \$18,132,508 or 19.0% of operating expenses. The 2022-2023 biennial budget for 2021 spends \$7,473,074, of fund balances on capital expenses. In 2023, the City will draw down another \$2,888,441 of funds for assistance in our community. The following table reflects fund balances for all City funds from the end of 2021 to the end of 2023:

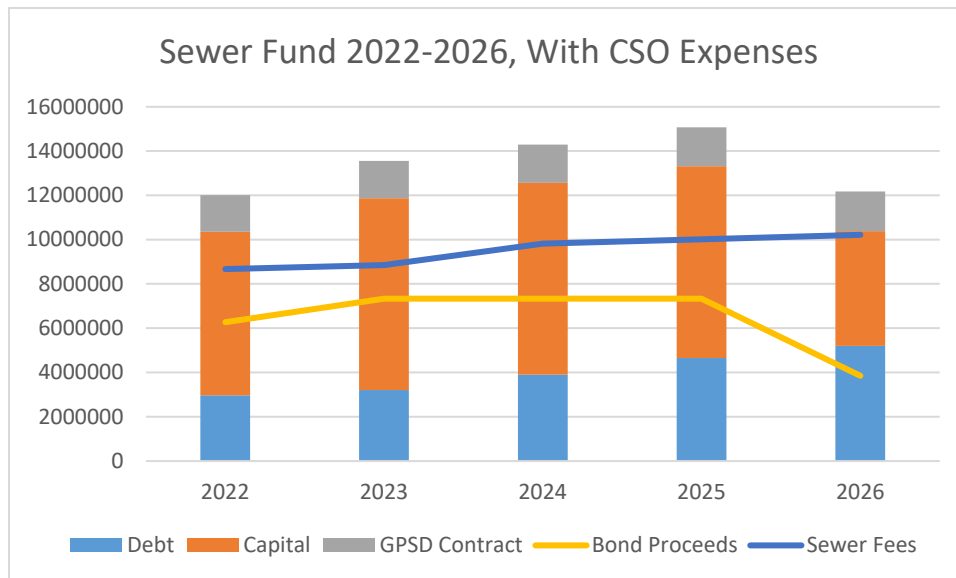
	2021	2022	2022	2023	2023
	End Balance	Net Change	End Balance	Net Change	End Balance
General	\$30,061,188	(\$1,516,761)	\$28,544,427	(\$2,156,198)	\$26,388,229
Pensions	(\$3,345,469)	\$736,095	(\$2,609,374)	\$896,091	(\$1,713,283)
OPEB	\$31,207,346	\$75,000	\$31,282,346	\$75,000	\$31,357,346
Healthcare	\$4,714,202	(\$971,838)	\$3,742,364	(\$1,035,430)	\$2,706,934
Library	\$4,027,087	\$9,498	\$4,036,585	\$9,688	\$4,046,273
CDBG / HOME	\$0	\$0	\$0	\$0	\$0
Trash Collection	(\$5,354,830)	\$379,464	(\$4,975,366)	\$387,053	(\$4,588,313)
Peoria Corp	\$0	\$0	\$0	\$0	\$0
EDA RLF	(\$73,893)	(\$51,897)	(\$125,790)	\$0	(\$125,790)
Tourism Reserve	\$165,805	\$0	\$165,805	\$0	\$165,805
Roads	\$12,047,203	(\$5,117,223)	\$6,929,980	(\$3,236,244)	\$3,693,736
Capital	\$107,839	\$268,131	\$375,970	\$211,766	\$587,736
Sewer	\$6,708,067	\$2,934,518	\$9,642,585	\$2,624,694	\$12,267,279
Stormwater	\$4,670,114	(\$3,425,381)	\$1,244,733	(\$1,888,064)	(\$643,331)
TIFs	\$4,267,204	(\$589,400)	\$3,677,804	\$755,067	\$4,432,871
Riverfront	\$100,580	(\$136,885)	(\$36,305)	(\$139,622)	(\$175,927)
Solid Waste	\$399,984	(\$1,500)	\$398,484	(\$3,020)	\$395,464
SSAs	\$530,016	\$170,705	\$700,721	\$171,710	\$872,431
Debt	\$3,010,351	(\$236,149)	\$2,774,202	\$439,069	\$3,213,271
Fund Balance	\$93,242,796	(\$7,473,074)	\$85,769,173	(\$2,888,440)	\$82,880,733

FUTURE CONSIDERATIONS – A FIVE YEAR BUDGET PROJECTION

The following section will provide a 5-year budget estimate with two significant obligations built in for the City to address. While this is just an estimate of the next 5 years, the expense and revenue trends will provide a baseline for future spending decisions.

The first obligation is the unfunded federal mandate and Consent Decree to address the City’s combined sewer overflow. The Federal Government has ordered the City of Peoria to develop a long-term plan to reduce the incidence of overflows from combined storm/sanitary sewers, which discharge untreated sewage into the Illinois River during heavy rains and snow melt events. The City is currently experiencing between 20-30 combined sewer overflow (CSO) events per year. The City must bring that number down as close to zero as possible. The City has proposed to the Federal Government a solution that would be 100% green, utilizing the latest technologies to infiltrate the stormwater before it gets into the sewer system. The City has the right types of soils to infiltrate 37 million gallons in a triggering storm event. It is achievable to use green stormwater infrastructure to capture this runoff.

This Consent Decree was finalized in late 2020. This legal requirement will cost the City \$109 million over the next 18 years as the City complies with the Clean Water Act. In 2021, the City secured state revolving loan funding at the lowest interest rate to finance the projects needed to meet the milestones established by the Federal Government. The upside of this mandate is that by using green infrastructure to comply, the City will gain the added benefit of fixing existing infrastructure, and the program will be a benefit to local contractors and labor. In the following projections, the funding for the CSO fix begins in 2022 and proceeds through 2025.

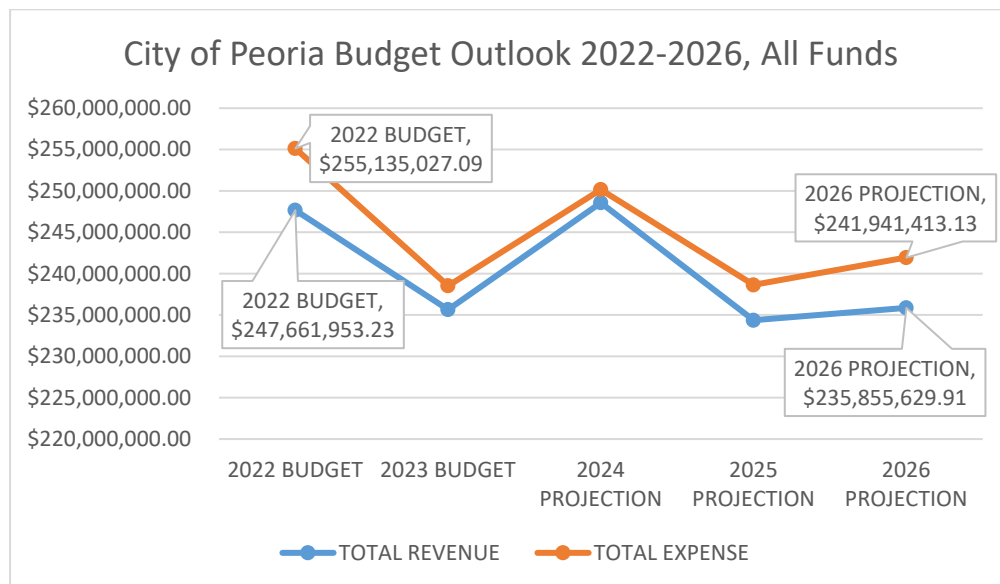


The chart above shows the growth in the Sewer Fund to cover the capital investment needed for the CSO. Beginning in 2022, the City will need to issue \$6.2 million of debt to start the first phase of the CSO. Over

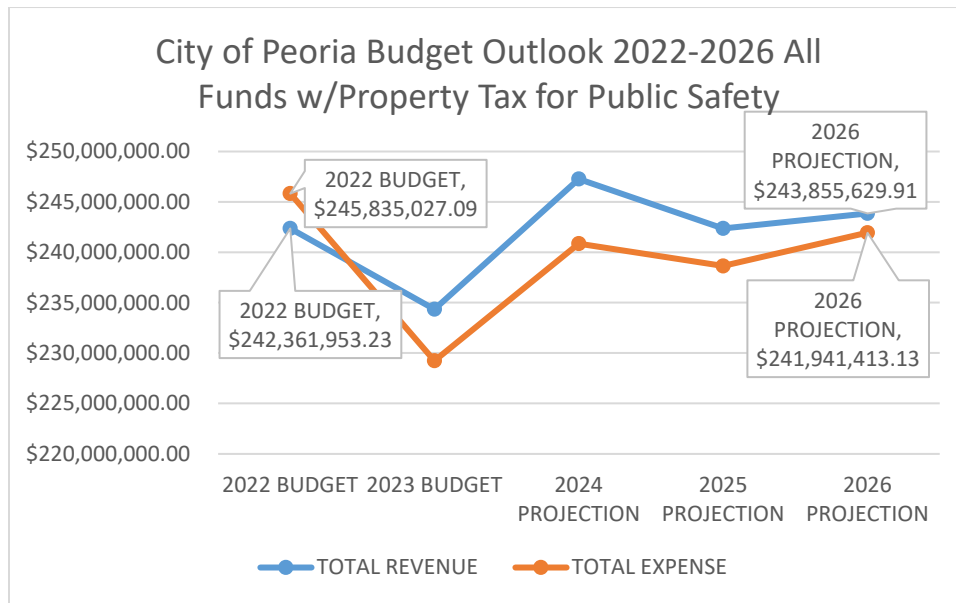
the first four years, the City will issue \$25 million of debt. Debt service increases in the Sewer Fund from \$3.2 million to \$5.2 million. The plan approved by Council includes funding the capital construction for the CSO with sewer fees and maintaining the infrastructure with stormwater fees. Based upon current sewer rates, no rate increase is planned for CSO work for the first 4 years. After this initial period, Sewer Fees will need to increase from \$8.67 million to \$10.2 million in order to pay the debt service on the CSO debt. It is estimated that sewer rates will likely increase four-fold over the 18 years needed to meet the CSO unfunded mandate.

The second financial obligation is meeting the funding requirements for public safety pensions. In 2020, the City transferred \$3,137,871 from the General Fund to police and fire pensions. In 2021, the transfer increases to \$5,306,339. The planned transfers in this biennial budget are \$6,427,623 in 2022 and \$7,624,956 in 2023. This is the equivalent of 42 police and fire positions with full benefits. Without another revenue source, this transfer will consume all General Fund resources over time. The need to transfer funds from the General Fund reflects a lack of other revenues to support public safety pensions. To avoid an increase in property taxes, the City established a Public Safety Pension Fee, which was set to expire in 2021. This spending plan includes the recommendation to continue the fee. The estimated growth in public safety pensions is crowding out resources for current public services. In 2022, the City will spend \$27.8 million on public safety pensions, or 18% of every local tax dollar the City collects. By 2026, the City will spend \$32.2 million or 21% of every local tax dollar the City collects.

The following chart shows the City Five-Year Budget with the current spending trends, revenue trends and the implementation of the CSO, but no additional funding sources for public safety pensions. Revenues decline from \$247.7 million in 2022 to \$235.9 million in 2026 mostly due to one-time revenues in 2022-204. However, expenses decline from \$255.1 million in 2022 to \$241.9 million in 2026). The City will spend nearly \$22 million of cash over the next 5 years with no change. Mostly notably, over the next 5 years the City does not have a surplus budget.



The General Assembly places rate limitations on many property tax levies. However, the levies to pay for retirement do not have any rate limitation. The City Council can set the levies to meet the needs of each of the retirement funds – police, fire or IMRF. The following chart shows what the City budget would resemble if the pensions were funded with property taxes, and no additional reductions were made to operations. Revenues, excluding recovery funds, would grow from \$242.4 million in 2022 to \$243.9 million in 2026. Expenses would decrease from \$245.8 million in 2022 to \$241.9 million in 2026, primarily from less capital spending coming out of the pandemic.



Instead of spending nearly \$24 million of cash over the next 5 years, the City would be increasing their fund balances to the policy levels sought by the Council. The City would increase General Fund balances by \$11.8 million and overall fund balances by \$13.7 million. Unrestricted fund balances would be \$32.4 million, 27% of General Fund revenues, slightly above the Council’s reserve policy for General Fund.

This is the essence of the structural imbalance that the City is facing. Ensuring that public services are delivered and keeping tax rates as low as possible is a laudable policy goal. But also ensuring that public services will continue to be maintained and that meeting the obligations to our public safety employees is important as well. The levy that would be needed to not have to cut public safety positions or other vital services amounts to \$4 million per year from 2022-2023. By 2024, the City would not have to increase taxes for pensions, but the City is also not out of the woods. With over \$330 million of unfunded pension liabilities, and a looming deadline of 2040 to fund almost all that liability, the City will need to raise taxes to fund pensions for the next generation.

CITY OF PEORIA
NEXT YEAR / CURRENT YEAR BUDGET ANALYSIS
2022-2023 RECOMMENDED BUDGET

FINAL



TOTAL EXPENSES		2020 ACTUAL	2021 ORIG BUD	2021 REVISED BUD	2021 ACTUAL	2021 PROJECTION	2022 CMO	PCT CHANGE	2023 CMO	PCT CHANGE
TOTAL	PERSONNEL EXP	65,517,855	65,515,378	65,831,339	47,582,722	63,311,727	68,387,753	8.0%	69,847,542	2.1%
TOTAL	BENEFITS EXP	5,910,823	31,969,314	31,969,314	22,308,422	31,927,314	32,266,087	1.1%	34,006,833	5.4%
TOTAL	CONTRACTUAL EXP	65,479,462	57,715,991	60,671,036	46,090,009	60,813,651	73,509,906	20.9%	69,186,767	-5.9%
TOTAL	SUPPLIES EXP	3,097,963	4,120,051	4,155,165	3,654,719	4,126,287	3,909,251	-5.3%	3,981,319	1.8%
TOTAL	CAPITAL EXP	9,486,993	25,306,894	24,583,582	13,394,822	23,843,261	64,754,314	171.6%	45,670,650	-29.5%
TOTAL	DEPRECIATION EXP	23,717,339	-	-	-	-	-	0.0%	-	0.0%
TOTAL	DEBT SERVICE	1,240,430	20,753,705	20,753,705	24,548,301	20,753,705	19,517,714	-6.0%	19,488,544	-0.1%
TOTAL	EXPENSES	174,450,866	205,381,333	207,964,141	157,578,995	204,775,946	262,345,025	28.1%	242,181,654	-7.7%
TOTAL	TRANSFERS OUT	18,419,911	26,584,946	26,584,946	3,652,295	35,118,946	26,564,707	-24.4%	28,148,869	6.0%
TOTAL	USES	192,870,777	231,966,279	234,549,087	161,231,290	239,894,892	288,909,732	20.4%	270,330,523	-6.4%

**CITY OF PEORIA
NEXT YEAR / CURRENT YEAR BUDGET ANALYSIS
2022-2023 RECOMMENDED BUDGET**

FINAL



	2020 ACTUAL	2021 ORIG BUD	2021 REVISED BUD	2021 ACTUAL	2021 PROJECTION	2022 CMO	PCT CHANGE	2023 CMO	PCT CHANGE
CITY COUNCIL									
PERSONNEL EXP	382,348	320,807	322,642	237,524	300,487	408,896	36.1%	340,574	-16.7%
BENEFITS EXP	2,104,798	5,338,614	5,380,614	3,865,050	4,190,567	4,107,235	-2.0%	4,189,380	2.0%
CONTRACTUAL EXP	22,323,122	14,180,570	14,180,570	11,798,324	14,180,570	14,894,330	5.0%	15,596,623	4.7%
SUPPLIES EXP	11,648	420,250	420,250	349,017	420,250	15,250	-96.4%	15,623	2.4%
CAPITAL EXP	133,755	-	-	221,528	-	19,535,368	0.0%	7,586,000	-61.2%
DEPRECIATION EXP	2,548,627	-	-	-	-	-	0.0%	-	0.0%
TOTAL CITY COUNCIL	27,504,297	20,260,241	20,304,076	16,471,444	19,091,875	38,961,079	104.1%	27,728,200	-28.8%
CITY MANAGER									
PERSONNEL EXP	839,313	813,609	860,963	533,149	709,823	905,415	27.6%	874,116	-3.5%
BENEFITS EXP	-	23,626	23,626	-	23,626	-	-100.0%	-	#DIV/0!
CONTRACTUAL EXP	2,125,818	1,908,579	3,586,129	2,672,097	3,296,129	2,977,164	-9.7%	1,378,043	-53.7%
SUPPLIES EXP	7,267	6,400	3,850	6,450	3,850	7,150	85.7%	7,293	2.0%
TOTAL CITY MANAGER	2,972,398	2,752,214	4,474,568	3,211,696	4,033,428	3,889,729	-3.6%	2,259,452	-41.9%

CITY OF PEORIA
NEXT YEAR / CURRENT YEAR BUDGET ANALYSIS
2022-2023 RECOMMENDED BUDGET

FINAL



	2020 ACTUAL	2021 ORIG BUD	2021 REVISED BUD	2021 ACTUAL	2021 PROJECTION	2022 CMO	PCT CHANGE	2023 CMO	PCT CHANGE
HUMAN RESOURCES									
PERSONNEL EXP	1,762,610	1,927,750	1,927,496	2,385,098	2,587,046	1,758,168	-32.0%	1,793,943	2.0%
BENEFITS EXP	- 12,952,227	217,000	175,000	136,208	175,000	207,000	18.3%	211,140	2.0%
CONTRACTUAL EXP	11,964,459	10,461,719	10,461,719	7,033,575	10,395,819	10,945,875	5.3%	11,166,793	2.0%
SUPPLIES EXP	14,992	27,102	27,102	17,030	27,102	27,102	0.0%	27,644	2.0%
TOTAL HUMAN RESOURCES	789,834	12,633,571	12,591,317	9,571,911	13,184,967	12,938,145	-1.9%	13,199,519	2.0%
FINANCE	2020 ACTUAL	- 2,171,852 -	2021 REVISED BUD	2021 ACTUAL	2021 PROJECTION	2022 CMO	PCT CHANGE	2023 CMO	PCT CHANGE
PERSONNEL EXP	1,031,879	968,333	995,286	762,865	1,023,011	1,134,303	10.9%	1,156,989	2.0%
CONTRACTUAL EXP	130,014	249,670	249,670	171,265	189,500	176,375	-6.9%	220,492	25.0%
SUPPLIES EXP	78,361	100,050	100,050	13,793	98,350	105,300	7.1%	107,406	2.0%
TOTAL FINANCE	1,240,255	1,318,053	1,345,006	947,924	1,310,861	1,415,978	8.0%	1,484,887	4.9%

CITY OF PEORIA
NEXT YEAR / CURRENT YEAR BUDGET ANALYSIS
2022-2023 RECOMMENDED BUDGET

FINAL



	2020 ACTUAL	2021 ORIG BUD	2021 REVISED BUD	2021 ACTUAL	2021 PROJECTION	2022 CMO	PCT CHANGE	2023 CMO	PCT CHANGE
LEGAL									
PERSONNEL EXP	411,718	445,958	459,455	269,854	359,805	732,797	103.7%	747,453	2.0%
CONTRACTUAL EXP	1,568,441	2,124,900	2,124,900	1,056,614	2,124,900	2,118,100	-0.3%	2,160,462	2.0%
SUPPLIES EXP	2,689	6,700	6,700	4,680	6,700	6,700	0.0%	6,834	2.0%
TOTAL LEGAL	1,982,848	2,577,558	2,591,055	1,331,149	2,491,405	2,857,597	14.7%	2,914,749	2.0%
CITY CLERK									
PERSONNEL EXP	314,072	313,029	321,417	221,825	295,767	309,928	4.8%	316,127	2.0%
CONTRACTUAL EXP	15,223	17,602	17,602	16,424	17,602	45,871	160.6%	47,298	3.1%
SUPPLIES EXP	6,490	6,800	6,800	6,683	6,800	7,257	6.7%	7,402	2.0%
TOTAL CITY CLERK	335,785	337,431	345,819	244,933	320,169	363,056	13.4%	370,827	2.1%

CITY OF PEORIA
NEXT YEAR / CURRENT YEAR BUDGET ANALYSIS
2022-2023 RECOMMENDED BUDGET

FINAL



	2020 ACTUAL	2021 ORIG BUD	2021 REVISED BUD	2021 ACTUAL	2021 PROJECTION	2022 CMO	PCT CHANGE	2023 CMO	PCT CHANGE
INFORMATION SYSTEMS									
PERSONNEL EXP	883,877	823,933	839,131	483,460	699,265	1,097,052	56.9%	1,117,656	1.9%
CONTRACTUAL EXP	960,711	1,242,400	1,242,400	1,042,893	2,012,900	1,467,650	-27.1%	1,497,003	2.0%
SUPPLIES EXP	41,802	8,200	8,200	3,418	8,200	8,700	6.1%	8,874	2.0%
CAPITAL EXP	62,500	-	-	-	-	-	0.0%	-	0.0%
TOTAL INFORMATION SYSTEMS	1,948,890	2,074,533	2,089,731	1,529,771	2,720,365	2,573,402	-5.4%	2,623,533	1.9%
CITY TREASURER									
PERSONNEL EXP	442,079	394,670	400,843	276,319	376,798	387,790	2.9%	395,545	2.0%
CONTRACTUAL EXP	2,073	4,215	4,215	3,410	4,215	3,118	-26.0%	3,180	2.0%
SUPPLIES EXP	604	2,500	2,500	795	2,500	3,691	47.6%	3,765	2.0%
TOTAL CITY TREASURER	444,756	401,385	407,558	280,525	383,513	394,599	2.9%	402,491	2.0%

**CITY OF PEORIA
NEXT YEAR / CURRENT YEAR BUDGET ANALYSIS
2022-2023 RECOMMENDED BUDGET**

FINAL



ECC	2020 ACTUAL	2021 ORIG BUD	2021 REVISED BUD	2021 ACTUAL	2021 PROJECTION	2022 CMO	PCT CHANGE	2023 CMO	PCT CHANGE
PERSONNEL EXP	2,644,509	2,832,940	2,854,702	1,953,050	2,609,832	2,882,562	10.5%	2,940,214	2.0%
CONTRACTUAL EXP	241,333	213,108	213,108	188,922	213,108	226,393	6.2%	230,921	2.0%
SUPPLIES EXP	6,319	7,750	7,750	2,624	7,750	7,750	0.0%	7,905	2.0%
TOTAL ECC	2,892,161	3,053,798	3,075,560	2,144,597	2,830,690	3,116,705	10.1%	3,179,040	2.0%
COMMUNITY DEVT	2020 ACTUAL	2021 ORIG BUD	2021 REVISED BUD	2021 ACTUAL	2021 PROJECTION	2022 CMO	PCT CHANGE	2023 CMO	PCT CHANGE
PERSONNEL EXP	2,238,565	1,926,259	1,965,981	1,506,920	2,036,777	2,900,512	42.4%	2,958,523	2.0%
BENEFITS EXP	447,956	196,921	196,921	-	196,921	-	-100.0%	-	0.0%
CONTRACTUAL EXP	4,635,652	2,960,903	4,091,086	3,018,650	3,891,086	10,877,486	179.5%	6,848,807	-37.0%
SUPPLIES EXP	31,971	136,490	136,490	32,462	136,490	100,600	-26.3%	102,612	2.0%
CAPITAL EXP	- 8,713	-	600,000	170,456	-	5,706,140	0.0%	-	-100.0%
DEPRECIATION EXP	26,956	-	-	-	-	-	0.0%	-	0.0%
TOTAL COMMUNITY DEVT	7,372,388	5,220,573	6,990,478	4,728,488	6,261,275	19,584,739	212.8%	9,909,941	-49.4%

CITY OF PEORIA
NEXT YEAR / CURRENT YEAR BUDGET ANALYSIS
2022-2023 RECOMMENDED BUDGET

FINAL



	2020 ACTUAL	2021 ORIG BUD	2021 REVISED BUD	2021 ACTUAL	2021 PROJECTION	2022 CMO	PCT CHANGE	2023 CMO	PCT CHANGE
PUBLIC SAFETY									
PERSONNEL EXP	33,582	-	-	-	-	-	0.0%	-	0.0%
BENEFITS EXP	10,590	-	-	16,187	-	-	0.0%	-	0.0%
CONTRACTUAL EXP	206,947	-	-	-	-	-	0.0%	-	0.0%
SUPPLIES EXP	-	120,000	120,000	100,769	120,000	-	-100.0%	-	0.0%
CAPITAL EXP	153,088	46,000	46,000	43,997	46,000	-	-100.0%	-	0.0%
DEPRECIATION EXP	18,184	-	-	-	-	-	0.0%	-	0.0%
TOTAL PUBLIC SAFETY	422,391	166,000	166,000	160,953	166,000	-	-100.0%	-	0.0%
POLICE									
PERSONNEL EXP	24,857,004	25,349,010	25,392,754	18,084,540	23,647,778	25,663,474	8.5%	26,176,743	2.0%
BENEFITS EXP	14,303,950	13,710,686	13,710,686	9,261,875	13,710,686	14,539,980	6.0%	15,412,121	6.0%
CONTRACTUAL EXP	2,236,727	1,503,195	1,503,195	1,135,852	1,503,195	1,632,915	8.6%	1,665,573	2.0%
SUPPLIES EXP	379,789	591,942	608,128	474,976	608,128	412,037	-32.2%	417,208	1.3%
CAPITAL EXP	358,535	145,750	145,750	75,990	145,750	-	-100.0%	-	
DEPRECIATION EXP	205,431	-	-	-	-	-	0.0%	-	0.0%
TOTAL POLICE	42,341,436	41,300,583	41,360,513	29,033,233	39,615,538	42,248,406	6.6%	43,671,646	3.4%

CITY OF PEORIA
NEXT YEAR / CURRENT YEAR BUDGET ANALYSIS
2022-2023 RECOMMENDED BUDGET

FINAL



	2020 ACTUAL	2021 ORIG BUD	2021 REVISED BUD	2021 ACTUAL	2021 PROJECTION	2022 CMO	PCT CHANGE	2023 CMO	PCT CHANGE
FIRE									
PERSONNEL EXP	19,424,156	18,661,680	18,693,491	13,590,291	18,513,515	19,853,717	7.2%	20,394,458	2.7%
BENEFITS EXP	13,042,660	12,475,867	12,475,867	8,552,045	12,475,867	13,403,930	7.4%	14,186,090	5.8%
CONTRACTUAL EXP	1,466,761	561,678	561,678	417,893	561,678	659,166	17.4%	672,329	2.0%
SUPPLIES EXP	433,277	517,317	538,495	569,945	502,317	425,246	-15.3%	433,751	2.0%
CAPITAL EXP	335,187	1,208,250	1,733,190	1,241,850	1,185,250	-	-100.0%	-	0.0%
DEPRECIATION EXP	686,991	-	-	-	-	-	0.0%	-	0.0%
TOTAL FIRE	35,389,032	33,424,792	34,002,721	24,372,023	33,238,627	34,342,059	3.3%	35,686,628	3.9%
PUBLIC WORKS									
PERSONNEL EXP	6,558,302	6,770,105	6,820,357	4,646,061	6,226,485	6,495,356	4.3%	6,700,263	3.2%
BENEFITS EXP	- 11,593,937	6,600	6,600	125,291	6,600	7,942	20.3%	8,101	2.0%
CONTRACTUAL EXP	13,286,453	16,042,222	16,114,834	12,207,667	16,103,019	17,380,805	7.9%	17,524,778	0.8%
SUPPLIES EXP	1,984,785	2,100,250	2,100,250	2,014,658	2,100,250	2,669,968	27.1%	2,720,253	1.9%
CAPITAL EXP	8,238,039	23,805,894	21,957,642	11,526,174	23,513,308	39,342,806	67.3%	37,911,250	-3.6%
DEPRECIATION EXP	17,620,234	-	-	-	-	-	0.0%	-	0.0%
TOTAL PUBLIC WORKS	36,093,875	48,725,071	46,999,683	30,519,852	47,949,662	65,896,877	37.4%	64,864,645	-1.6%

CITY OF PEORIA
NEXT YEAR / CURRENT YEAR BUDGET ANALYSIS
2022-2023 RECOMMENDED BUDGET

FINAL



	2020 ACTUAL	2021 ORIG BUD	2021 REVISED BUD	2021 ACTUAL	2021 PROJECTION	2022 CMO	PCT CHANGE	2023 CMO	PCT CHANGE
DIVERSITY & INCLUSION									
PERSONNEL EXP	332,774	320,525	330,051	96,293	274,190	313,282	14.3%	319,548	2.0%
CONTRACTUAL EXP	26,563	26,704	26,704	1,669	26,704	26,204	-1.9%	26,728	2.0%
SUPPLIES EXP	5,677	1,800	1,800	2,835	1,800	3,000	66.7%	3,060	2.0%
TOTAL DIVERSITY & INCLUSION	365,013	349,029	358,555	100,797	302,694	342,486	13.1%	349,336	2.0%
CULTURE & RECREATION									
PERSONNEL EXP	-	84,500	84,500	66,657	88,876	84,500	-4.9%	86,190	2.0%
CONTRACTUAL EXP	816,947	3,480,679	3,555,379	3,222,716	3,555,379	7,356,089	106.9%	7,372,826	0.2%
SUPPLIES EXP	1,296	2,500	2,800	1,235	2,800	2,500	-10.7%	2,550	2.0%
TOTAL CULTURE & RECREATION	818,244	3,567,679	3,642,679	3,290,608	3,647,055	7,443,089	104.1%	7,461,566	0.2%

CITY OF PEORIA
NEXT YEAR / CURRENT YEAR BUDGET ANALYSIS
2022-2023 RECOMMENDED BUDGET

FINAL



	2020	2021	2021	2021	2021	2022	PCT	2023	PCT
	ACTUAL	ORIG BUD	REVISED BUD	ACTUAL	PROJECTION	CMO	CHANGE	CMO	CHANGE
LIBRARY									
PERSONNEL EXP	3,361,067	3,562,270	3,562,270	2,468,817	3,562,270	3,460,000	-2.9%	3,529,200	2.0%
BENEFITS EXP	547,033	-	-	351,766	-	-	0.0%	-	0.0%
CONTRACTUAL EXP	3,018,425	2,642,847	2,642,847	1,755,540	2,642,847	2,627,364	-0.6%	2,679,911	2.0%
SUPPLIES EXP	90,997	64,000	64,000	53,622	73,000	107,000	46.6%	109,140	2.0%
CAPITAL EXP	214,603	101,000	101,000	114,826	101,000	170,000	68.3%	173,400	2.0%
DEPRECIATION EXP	2,610,917	-	-	-	-	-	0.0%	-	0.0%
TOTAL LIBRARY	9,843,041	6,370,117	6,370,117	4,744,571	6,379,117	6,364,364	-0.2%	6,491,651	2.0%
DEBT SERVICE									
CONTRACTUAL EXP	453,793	95,000	95,000	346,496	95,000	95,000	0.0%	95,000	0.0%
DEBT SERVICE	1,240,430	20,753,705	20,753,705	24,548,301	20,753,705	19,517,714	-6.0%	19,488,544	-0.1%
TOTAL DEBT SERVICE	1,694,223	20,848,705	20,848,705	24,894,797	20,848,705	19,612,714	-5.9%	19,583,544	-0.1%
TOTAL EXPENSES	174,450,866	205,381,333	207,964,141	157,578,995	204,775,946	262,345,025	28.1%	242,181,654	-7.7%
TOTAL TRANSFERS OUT	18,419,911	26,584,946	26,584,946	3,652,295	35,118,946	26,564,707	-24.4%	28,148,869	6.0%
TOTAL USES	192,870,777	231,966,279	234,549,087	161,231,290	239,894,892	288,909,732	20.4%	270,330,523	-6.4%

CITY OF PEORIA
NEXT YEAR / CURRENT YEAR BUDGET ANALYSIS
2022 2023 RECOMMENDED BUDGET

FINAL



TOTAL REVENUES		2020 ACTUAL	2021 ORIG BUD	2021 REVISED BUD	2021 ACTUAL	2021 PROJECTION	2022 BUDGET	PCT CHANGE	2023 BUDGET	PCT CHANGE
TOTAL	LOCAL TAXES	(84,980,539)	(89,876,307)	(89,876,307)	(74,829,674)	(94,767,379)	(94,104,600)	-0.7%	(94,541,398)	0.5%
TOTAL	LICENSES & PERMITS	(3,362,327)	(3,144,300)	(3,144,300)	(2,666,542)	(3,252,525)	(3,286,700)	1.1%	(3,352,434)	2.0%
TOTAL	FINES & FORFEITURES	(1,236,984)	(1,439,920)	(1,456,106)	(946,137)	(1,109,970)	(953,550)	-14.1%	(969,021)	1.6%
TOTAL	FEES & USER CHARGES	(35,120,085)	(35,521,479)	(35,521,479)	(30,851,438)	(36,992,503)	(36,611,550)	-1.0%	(37,334,981)	2.0%
TOTAL	MISC / OTHER CHARGES	(19,005,077)	(15,285,913)	(15,320,172)	(12,720,629)	(15,356,072)	(15,282,069)	-0.5%	(15,901,774)	4.1%
TOTAL	LOCAL SOURCES	(143,705,012)	(145,267,919)	(145,318,364)	(122,014,419)	(151,478,449)	(150,238,469)	-0.8%	(152,099,607)	1.2%
TOTAL	FEDERAL SOURCES	(8,559,953)	(2,648,517)	(15,779,661)	(27,448,432)	(13,911,385)	(23,482,280)	68.8%	(18,344,525)	-21.9%
TOTAL	STATE SOURCES	(50,673,502)	(50,249,884)	(50,449,884)	(51,365,950)	(63,174,756)	(60,241,257)	-4.6%	(59,363,192)	-1.5%
TOTAL	OTHER FIN SOURCES	(8,058)	(10,075,000)	(75,000)	(20,021,256)	(75,000)	(21,435,250)	28480.3%	(7,411,500)	-65.4%
TOTAL	REVENUE	(202,946,525)	(208,241,320)	(211,622,909)	(220,850,058)	(228,639,590)	(255,397,255)	11.7%	(237,218,824)	-7.1%
TOTAL	TRANSFERS IN	(18,827,678)	(26,584,946)	(26,584,946)	(3,721,756)	(34,118,946)	(26,564,707)	-22.1%	(28,148,871)	6.0%
TOTAL	SOURCES	(221,774,203)	(234,826,266)	(238,207,855)	(224,571,814)	(262,758,536)	(281,961,962)	7.3%	(265,367,695)	-5.9%

CITY OF PEORIA
NEXT YEAR / CURRENT YEAR BUDGET ANALYSIS
2022 2023 RECOMMENDED BUDGET

FINAL



TOTAL REVENUES - DETAIL	2020 ACTUAL	2021 ORIG BUD	2021 REVISED BUD	2021 ACTUAL	2021 PROJECTION	2022 CMO	PCT CHANGE	2023 CMO	PCT CHANGE
LOCAL TAXES									
TAXES - PROPERTY / CUR	(32,009,679)	(30,926,519)	(30,926,519)	(28,766,513)	(30,926,519)	(31,233,531)	1.0%	(31,769,889)	1.7%
TAXES - PROPERTY / IN	(76,995)	(72,700)	(72,700)	(42,453)	(72,700)	(73,420)	1.0%	(74,888)	2.0%
TAXES - PROPERTY	(5,420,993)	(6,219,602)	(6,219,602)	(4,402,907)	(6,219,602)	(6,317,935)	1.6%	(4,722,195)	-25.3%
TAXES - HOME RULE SALE	(21,682,307)	(22,876,000)	(22,876,000)	(19,272,032)	(27,972,780)	(26,600,000)	-4.9%	(27,392,000)	3.0%
TAXES - SPECIAL SVC AR	(314,330)	(237,311)	(237,311)	(278,304)	(237,311)	(336,000)	41.6%	(336,000)	0.0%
TAXES - PACKAGE LIQUOR	(951,253)	(824,700)	(824,700)	(713,061)	(924,000)	(950,000)	2.8%	(969,000)	2.0%
TAXES - AMUSEMENT	(837,700)	(989,500)	(989,500)	(696,271)	(905,000)	(1,010,000)	11.6%	(1,030,200)	2.0%
TAXES - HOTEL	(1,814,705)	(3,086,375)	(3,086,375)	(1,688,854)	(2,276,547)	(2,378,689)	4.5%	(2,480,728)	4.3%
TAXES - RESTAURANT	(4,485,961)	(5,717,500)	(5,717,500)	(4,195,551)	(5,595,000)	(5,767,100)	3.1%	(5,939,813)	3.0%
TAXES - REAL ESTATE TR	(1,232,883)	(934,400)	(934,400)	(1,193,325)	(1,450,000)	(1,250,000)	-13.8%	(1,275,000)	2.0%
OFF TRACK BETTING REVE	(8,230)	-	-	(21,282)	-	-	#DIV/0!	-	#DIV/0!
TAXES - GAMBLING BOAT	(823,705)	(1,450,000)	(1,450,000)	(791,203)	(1,450,000)	(1,600,000)	10.3%	(1,632,000)	2.0%
TAXES - JOINT RIVERFRO	(91,523)	(173,300)	(173,300)	(87,911)	(173,300)	(120,000)	-30.8%	(122,400)	2.0%
TAXES - VIDEO GAMING	(462,913)	(650,000)	(650,000)	(657,894)	(650,000)	(900,000)	38.5%	(918,000)	2.0%
FRANCHISE FEE - CABLE	(1,280,030)	(1,326,500)	(1,326,500)	(959,176)	(1,490,000)	(1,500,000)	0.7%	(1,530,000)	2.0%
FRANCHISE FEE - GAS	(313,560)	(322,100)	(322,100)	(235,170)	(326,620)	(330,150)	1.1%	(336,753)	2.0%
FRANCHISE FEE - TELECO	(500,838)	(496,900)	(496,900)	(388,364)	(463,600)	(465,000)	0.3%	(474,300)	2.0%

CITY OF PEORIA
NEXT YEAR / CURRENT YEAR BUDGET ANALYSIS
2022 2023 RECOMMENDED BUDGET

FINAL



TOTAL REVENUES - DETAIL	2020 ACTUAL	2021 ORIG BUD	2021 REVISED BUD	2021 ACTUAL	2021 PROJECTION	2022 CMO	PCT CHANGE	2023 CMO	PCT CHANGE
FRANCHISE FEE - ELECTR	(1,014,000)	(1,014,000)	(1,014,000)	(760,500)	(1,050,000)	(1,014,000)	-3.4%	(1,034,280)	2.0%
FRANCHISE FEE - PEG	(195,292)	(32,000)	(32,000)	(190,886)	(191,000)	(32,000)	-83.2%	(32,640)	2.0%
FRANCHISE FEE - OTHER	(94,940)	(104,600)	(104,600)	(78,216)	(104,600)	(106,600)	1.9%	(108,732)	2.0%
TAXES - UTIL / ELECTRI	(3,996,520)	(4,242,000)	(4,242,000)	(3,055,285)	(4,242,000)	(4,200,000)	-1.0%	(4,284,000)	2.0%
TAXES - UTIL / TELEPHO	(2,445,265)	4,346,600	(2,697,800)	(1,896,130)	(2,546,800)	(2,495,875)	-2.0%	(2,545,793)	2.0%
TAXES - UTIL / WATER	(1,916,244)	(1,738,200)	(1,738,200)	(1,263,015)	(1,700,000)	(1,680,000)	-1.2%	(1,713,600)	2.0%
TAXES - UTIL / NATURAL	(1,848,348)	(1,944,300)	(1,944,300)	(1,654,268)	(2,000,000)	(1,944,300)	-2.8%	(1,983,186)	2.0%
TAXES - LOCAL MOTOR FU	(1,162,327)	(1,800,000)	(1,800,000)	(1,541,103)	(1,800,000)	(1,800,000)	0.0%	(1,836,000)	2.0%
TOTAL LOCAL TAXES	(84,980,539)	(89,876,307)	(89,876,307)	(74,829,674)	(94,767,379)	(94,104,600)	-0.7%	(94,541,398)	0.5%
LICENSES & PERMITS									
LICENSE - AMUSEMENT	(11,635)	(15,300)	(15,300)	(12,515)	(17,000)	(17,500)	2.9%	(17,850)	2.0%
LICENSE - OCCUPATIONAL	(125,388)	(159,400)	(159,400)	(30,200)	(115,000)	(120,000)	4.3%	(122,400)	2.0%
LICENSE - LIQUOR	(392,175)	(393,900)	(393,900)	(256,261)	(393,900)	(395,000)	0.3%	(402,900)	2.0%
LICENSE - VIDEO GAMING	(404,000)	(354,000)	(354,000)	(444,875)	(439,000)	(440,000)	0.2%	(448,800)	2.0%
LICENSE - CANNABIS	(5,000)	-	-	(3,750)	-	-	#DIV/0!	-	#DIV/0!
LICENSE - OTHER	(1,460)	(6,600)	(6,600)	(1)	(6,600)	(6,600)	0.0%	(6,732)	2.0%
PERMITS - BUILDINGS	(1,284,125)	(1,126,700)	(1,126,700)	(863,174)	(1,122,425)	(1,125,000)	0.2%	(1,147,500)	2.0%

CITY OF PEORIA
NEXT YEAR / CURRENT YEAR BUDGET ANALYSIS
2022 2023 RECOMMENDED BUDGET

FINAL



TOTAL REVENUES - DETAIL	2020 ACTUAL	2021 ORIG BUD	2021 REVISED BUD	2021 ACTUAL	2021 PROJECTION	2022 CMO	PCT CHANGE	2023 CMO	PCT CHANGE
PERMITS - ELECTRICAL	-	-	-	(20)	-	-	#DIV/0!	-	#DIV/0!
PERMITS - SIDEWALK / D	(352,479)	(30,700)	(30,700)	(192,337)	(195,000)	(205,000)	5.1%	(209,100)	2.0%
PERMITS - SOIL EROSION	(4,000)	(3,000)	(3,000)	(3,100)	(20,000)	(4,000)	-80.0%	(4,080)	2.0%
PERMITS - UTILITY	(325,628)	(650,000)	(650,000)	(443,800)	(525,000)	(550,000)	4.8%	(561,000)	2.0%
PERMITS - FIRE PREVENT	(13,980)	(13,300)	(13,300)	(16,020)	(16,000)	(16,000)	0.0%	(16,320)	2.0%
PERMITS - FIRE SUPPRES	(10,200)	(10,100)	(10,100)	(9,200)	(10,100)	(10,100)	0.0%	(10,302)	2.0%
PERMITS - HAZARDOUS MA	(431,757)	(378,800)	(378,800)	(390,670)	(390,000)	(395,000)	1.3%	(402,900)	2.0%
PERMITS - OTHER	(500)	(2,500)	(2,500)	(620)	(2,500)	(2,500)	0.0%	(2,550)	2.0%
TOTAL LICENSES & PERMITS	(3,362,327)	(3,144,300)	(3,144,300)	(2,666,542)	(3,252,525)	(3,286,700)	1.1%	(3,352,434)	2.0%
FINES & FORFEITURES									
FINES - DEMOLITIONS	(17,656)	(75,800)	(75,800)	(163,752)	(185,000)	(140,000)	-24.3%	(142,800)	2.0%
FINES - WEEDS	(564,314)	(363,600)	(363,600)	(144,533)	(180,000)	(225,000)	25.0%	(229,500)	2.0%
FINES - CRIMINAL HOUSI	1,194	-	-	(3,823)	-	-	#DIV/0!	-	#DIV/0!
FINES - TRAFFIC	(383,884)	(505,000)	(505,000)	(350,744)	(410,000)	(430,000)	4.9%	(435,000)	1.2%
FINES - DRUG REIMBURSE	(31,280)	-	(16,186)	(117,730)	(118,000)	-	-100.0%	-	#DIV/0!
FINES - DUI SENATE BIL	(28,064)	-	-	(15,577)	-	-	#DIV/0!	-	#DIV/0!
FINES - FALSE ALARMS	(5,170)	(26,300)	(26,300)	(250)	(21,150)	(23,150)	9.5%	(23,613)	2.0%
FINES - OTHER	(207,810)	(469,220)	(469,220)	(149,728)	(195,820)	(135,400)	-30.9%	(138,108)	2.0%

CITY OF PEORIA
NEXT YEAR / CURRENT YEAR BUDGET ANALYSIS
2022 2023 RECOMMENDED BUDGET

FINAL



TOTAL REVENUES - DETAIL		2020 ACTUAL	2021 ORIG BUD	2021 REVISED BUD	2021 ACTUAL	2021 PROJECTION	2022 CMO	PCT CHANGE	2023 CMO	PCT CHANGE
TOTAL	FINES & FORFEITURES	(1,236,984)	(1,439,920)	(1,456,106)	(946,137)	(1,109,970)	(953,550)	-14.1%	(969,021)	1.6%
FEES & USER CHARGES										
	FEES - LEGAL	(1,473)	(1,500)	(1,500)	(838)	(1,500)	(1,500)	0.0%	(1,530)	2.0%
	FEES - PLANNING	(35,483)	(42,100)	(42,100)	(8,775)	(15,000)	(25,000)	66.7%	(25,000)	0.0%
	FEES - EDUCATION	(7,095)	-	-	-	-	-	#DIV/0!	-	#DIV/0!
	FEES - RECREATION	(1,477)	-	-	-	-	-	#DIV/0!	-	#DIV/0!
	FEES - RENTAL REGISTRA	(888,354)	(885,800)	(885,800)	(673,640)	(890,000)	(890,000)	0.0%	(907,800)	2.0%
	FEES - EEO CERTIFICATI	(10,450)	(12,400)	(12,400)	(7,050)	(12,400)	(12,400)	0.0%	(12,648)	2.0%
	FEES - ECONOMIC DEVELO	(3,982)	(35,400)	(35,400)	(161,514)	(20,000)	(27,000)	35.0%	(27,540)	2.0%
	FEES - FORECLOSURE	(105,040)	(300,000)	(300,000)	(57,056)	(107,000)	(200,000)	86.9%	(204,000)	2.0%
	FEES - OTHER	(726,300)	(737,400)	(737,400)	(559,596)	(440,000)	(450,000)	2.3%	(450,700)	0.2%
	FEES - POLICE DISPATCH	(438,148)	(429,300)	(429,300)	(315,235)	(421,000)	(425,000)	1.0%	(433,500)	2.0%
	FEES - POLICE - OTHER	(297,690)	(220,400)	(220,400)	(244,839)	(265,000)	(270,000)	1.9%	(275,400)	2.0%
	FEES - FIRE TRAINING R	(17,788)	(6,100)	(6,100)	(8,979)	(9,000)	(10,000)	11.1%	(10,200)	2.0%
	FEES - FIRE - OUTSIDE	(7,200)	(8,100)	(8,100)	(9,025)	(10,000)	(10,500)	5.0%	(10,710)	2.0%
	FEES - FIRE - OUTSIDE	750	(2,000)	(2,000)	(720)	(2,000)	(2,000)	0.0%	(2,040)	2.0%
	FEES - FIRE - ST MARSH	-	(2,000)	(2,000)	-	(2,000)	(2,000)	0.0%	(2,040)	2.0%

CITY OF PEORIA
NEXT YEAR / CURRENT YEAR BUDGET ANALYSIS
2022 2023 RECOMMENDED BUDGET

FINAL



TOTAL REVENUES - DETAIL	2020 ACTUAL	2021 ORIG BUD	2021 REVISED BUD	2021 ACTUAL	2021 PROJECTION	2022 CMO	PCT CHANGE	2023 CMO	PCT CHANGE
FEES - FIRE - OTHER	(43,156)	(46,500)	(46,500)	(37,071)	(46,500)	(47,500)	2.2%	(48,450)	2.0%
FEES - PSFT - PENSION	(1,752,708)	(2,004,070)	(2,004,070)	(74,794)	(2,004,070)	-	-100.0%	-	#DIV/0!
FEES - HAZMAT REIMB -	(4,436)	(8,100)	(8,100)	(2,571)	(8,100)	(8,100)	0.0%	(8,262)	2.0%
FEES - STATE ROADS/TR	(202,394)	(206,000)	(206,000)	(252,764)	(210,000)	(212,000)	1.0%	(216,240)	2.0%
FEES - GPSD SEWER USER	(7,509,100)	(7,368,480)	(7,368,480)	(5,315,398)	(7,368,480)	(8,671,352)	17.7%	(8,844,779)	2.0%
FEES - REFUSE COLLECTI	(9,206,267)	(9,570,846)	(9,570,846)	(8,841,908)	(9,900,000)	(10,013,208)	1.1%	(10,213,472)	2.0%
FEES - STORM WATER UTI	(12,307,004)	(12,000,000)	(12,000,000)	(13,107,823)	(14,000,000)	(14,000,000)	0.0%	(14,280,000)	2.0%
FEES - SWU APPLICATION	(340)	-	-	(290)	-	-	#DIV/0!	-	#DIV/0!
FEES - SWU PENALTIES	(477,707)	-	-	(500,049)	-	-	#DIV/0!	-	#DIV/0!
FEES - SWU BILLING CRE	130,085	-	-	261,117	-	-	#DIV/0!	-	#DIV/0!
PRKG - FAYETTE/MONROE	(19,618)	(35,385)	(35,385)	(14,298)	(18,825)	(21,000)	11.6%	(21,420)	2.0%
PRKG - CITY CENTER PLA	(12,027)	(15,750)	(15,750)	(685)	(15,750)	(15,750)	0.0%	(16,065)	2.0%
PRKG - JEFFERSON DK/DA	(42,363)	(59,430)	(59,430)	(30,094)	(39,000)	(42,000)	7.7%	(42,840)	2.0%
PRKG - JEFFERSON DK/MO	(203,675)	(266,700)	(266,700)	(108,439)	(145,000)	(175,000)	20.7%	(178,500)	2.0%
PRKG - JEFFERSON DK/EV	(28,180)	(30,300)	(30,300)	(959)	(25,000)	(30,000)	20.0%	(30,600)	2.0%
PRKG - SPALDING/MADISO	(2,470)	(5,250)	(5,250)	(5,461)	(4,500)	(4,900)	8.9%	(4,998)	2.0%
PRKG - TWIN TOWERS/DAI	(27,034)	(35,910)	(35,910)	(23,679)	(31,000)	(33,000)	6.5%	(33,660)	2.0%
PRKG - TWIN TOWERS/MON	(334,079)	(372,015)	(372,015)	(205,191)	(272,000)	(280,000)	2.9%	(285,600)	2.0%

CITY OF PEORIA
NEXT YEAR / CURRENT YEAR BUDGET ANALYSIS
2022 2023 RECOMMENDED BUDGET

FINAL



TOTAL REVENUES - DETAIL	2020 ACTUAL	2021 ORIG BUD	2021 REVISED BUD	2021 ACTUAL	2021 PROJECTION	2022 CMO	PCT CHANGE	2023 CMO	PCT CHANGE
PRKG - TWIN TOWERS/EVE	(4,321)	(5,100)	(5,100)	-	(5,100)	(5,100)	0.0%	(5,202)	2.0%
PRKG - NIAGARA DK/DAIL	(30,487)	(38,430)	(38,430)	(18,879)	(25,350)	(28,500)	12.4%	(29,070)	2.0%
PRKG - NIAGARA DK/MONT	(72,852)	(96,915)	(96,915)	(53,532)	(73,900)	(79,000)	6.9%	(80,580)	2.0%
PRKG - NIAGARA DECK/EV	(1,170)	(1,200)	(1,200)	-	(1,200)	(1,200)	0.0%	(1,224)	2.0%
PRKG - ON-STREET METER	(88,780)	(227,938)	(227,938)	(61,628)	(92,938)	(90,000)	-3.2%	(91,800)	2.0%
PRKG - METER HOODS	(3,232)	(21,000)	(21,000)	(1,104)	(6,000)	(10,000)	66.7%	(10,200)	2.0%
PRKG - LOADING ZONES	(200)	(1,575)	(1,575)	(625)	(1,575)	(1,575)	0.0%	(1,607)	2.0%
PRKG - TECH DECK/DAILY	(39,927)	(84,355)	(84,355)	(28,335)	(38,000)	(42,000)	10.5%	(42,840)	2.0%
PRKG - TECH DECK/EVENT	(1,700)	(1,890)	(1,890)	-	(1,890)	(1,890)	0.0%	(1,928)	2.0%
PRKG - TECH DECK/MONTH	(189,158)	(226,065)	(226,065)	(310,204)	(370,000)	(375,000)	1.4%	(382,500)	2.0%
PRKG - CAT-JEFF/WALNUT	(1,220)	(1,575)	(1,575)	-	(1,575)	(1,575)	0.0%	(1,607)	2.0%
PRKG - EDGWTR/LIBERTY	(41,263)	(51,450)	(51,450)	(23,365)	(30,500)	(34,000)	11.5%	(34,680)	2.0%
PRKG - MICHEL WEST LOT	(24,901)	(20,000)	(20,000)	(18,486)	(24,600)	(25,000)	1.6%	(25,500)	2.0%
PRKG - FEES	(38,672)	(36,750)	(36,750)	(27,656)	(36,750)	(37,500)	2.0%	(38,250)	2.0%
TOTAL FEES & USER CHARGES	(35,120,085)	(35,521,479)	(35,521,479)	(30,851,438)	(36,992,503)	(36,611,550)	-1.0%	(37,334,981)	2.0%
MISC / OTHER CHARGES									#DIV/0!
INS PREM - RETIREES	(1,861,543)	(2,340,600)	(2,340,600)	(1,497,451)	(2,340,600)	(2,063,490)	-11.8%	(2,166,665)	5.0%

CITY OF PEORIA
NEXT YEAR / CURRENT YEAR BUDGET ANALYSIS
2022 2023 RECOMMENDED BUDGET

FINAL



TOTAL REVENUES - DETAIL	2020 ACTUAL	2021 ORIG BUD	2021 REVISED BUD	2021 ACTUAL	2021 PROJECTION	2022 CMO	PCT CHANGE	2023 CMO	PCT CHANGE
INS PREM - MEDICARE AD	(1,024,934)	(874,800)	(874,800)	(657,999)	(874,800)	(873,592)	-0.1%	(917,272)	5.0%
INS PREM - LIBRARY	(886,015)	(933,100)	(933,100)	(676,534)	(933,100)	(890,000)	-4.6%	(934,500)	5.0%
INS PREM - TOWNSHIP	(96,212)	(179,400)	(179,400)	(70,286)	(179,400)	(110,000)	-38.7%	(115,500)	5.0%
INS PREM - COBRA	(7,516)	-	-	(13,194)	-	-	#DIV/0!	-	#DIV/0!
INS PREM - PSEBA W/C	(210,481)	(312,800)	(312,800)	(149,357)	(312,800)	(225,000)	-28.1%	(236,250)	5.0%
INS PREM - EMPLOYEES	(1,504,880)	(1,858,900)	(1,858,900)	(1,087,263)	(1,858,900)	(1,570,000)	-15.5%	(1,648,500)	5.0%
GRANT - NON-GOVERNMENT	(28,000)	(30,300)	(30,300)	(144,000)	(30,300)	(15,000)	-50.5%	-	-100.0%
REIMB - PAYROLL	(1,145,836)	(23,200)	(23,200)	(799,976)	(23,200)	(23,200)	0.0%	(23,664)	2.0%
REIMB - FUEL / GASOLIN	(19,298)	(30,300)	(30,300)	(21,789)	(30,300)	(30,300)	0.0%	(30,906)	2.0%
REIMB - LEGAL SUBROGAT	(25,702)	(101,000)	(101,000)	(64,237)	(100,000)	(101,000)	1.0%	(103,020)	2.0%
REIMB - TELEPHONE	(37)	(500)	(500)	-	(500)	(500)	0.0%	(510)	2.0%
REIMB - DATA PROCESSIN	(600)	(50,600)	(50,600)	(450)	(600)	(600)	0.0%	(612)	2.0%
REIMB - HEALTH INSURAN	(1,059,882)	(40,000)	(40,000)	(592,755)	(40,000)	(40,000)	0.0%	(42,000)	5.0%
REIMB - OTHER	2,371,549	(41,034)	(41,034)	(521,998)	(41,034)	(1,000)	-97.6%	(1,020)	2.0%
REIMB - PROPERTY OWNER	(105,513)	(95,000)	(129,259)	(213,375)	(129,259)	-	-100.0%	-	#DIV/0!
REIMB - FRINGE BENEFIT	-	(196,921)	(196,921)	-	(196,921)	(210,705)	7.0%	(214,919)	2.0%
REIMB - INTERGOVERNMEN	(83,797)	(464,000)	(464,000)	(140,525)	(464,000)	(466,998)	0.6%	(476,338)	2.0%
REIMB - INTERGOV CAPIT	-	-	-	-	-	-	#DIV/0!	-	#DIV/0!

CITY OF PEORIA
NEXT YEAR / CURRENT YEAR BUDGET ANALYSIS
2022 2023 RECOMMENDED BUDGET

FINAL



TOTAL REVENUES - DETAIL	2020 ACTUAL	2021 ORIG BUD	2021 REVISED BUD	2021 ACTUAL	2021 PROJECTION	2022 CMO	PCT CHANGE	2023 CMO	PCT CHANGE
REIMB - POLICE SERVICE	(58,668)	(59,300)	(59,300)	-	(59,300)	(70,000)	18.0%	(71,400)	2.0%
REIMB - OTHER AGENCIES	(134,991)	-	-	(150,858)	-	-	#DIV/0!	-	#DIV/0!
REIMB - HEALTH INS SUB	-	(10,000)	(10,000)	-	(10,000)	(10,000)	0.0%	(10,500)	5.0%
REIMB - WORKERS COMPEN	-	-	-	(5,877)	-	-	#DIV/0!	-	#DIV/0!
REIMB - EMPLOYER HEALT	(7,044,412)	(6,429,549)	(6,429,549)	(4,423,360)	(6,429,549)	(6,970,000)	8.4%	(7,318,500)	5.0%
INTEREST - CASH/INVEST	(548,353)	(395,125)	(395,125)	(119,984)	(338,125)	(258,750)	-23.5%	(260,865)	0.8%
INTEREST - LOANS	(41,049)	(16,000)	(16,000)	(28,399)	(16,000)	(16,000)	0.0%	(16,320)	2.0%
INTEREST - SPECIAL ASS	(583)	(5,224)	(5,224)	(4,124)	(5,224)	(5,300)	1.5%	(5,406)	2.0%
INTEREST - PROPERTY TA	(3,248)	-	-	-	-	-	#DIV/0!	-	#DIV/0!
RENT	(203,013)	(206,700)	(206,700)	(167,200)	(205,500)	(211,600)	3.0%	(215,832)	2.0%
OTH REV - DONATIONS /	(756,240)	(3,500)	(3,500)	(10,542)	(3,500)	(52,656)	1404.4%	(3,570)	-93.2%
OTH REV - DEPARTMENTAL	(418,693)	(10,100)	(10,100)	(2,676)	(10,100)	(10,100)	0.0%	(10,302)	2.0%
OTHER REVENUE	(12,749)	(25,800)	(25,800)	(12,749)	(25,800)	(25,800)	0.0%	(26,316)	2.0%
OTH REV - COLLECTIONS	(855)	-	-	-	-	-	#DIV/0!	-	#DIV/0!
OTH REV - MUNICIPAL AG	(280,879)	(267,900)	(267,900)	(485,987)	(341,000)	(467,000)	37.0%	(476,340)	2.0%
OTH REV - OTHER	(3,193,292)	(169,575)	(169,575)	(272,182)	(241,575)	(448,478)	85.6%	(457,448)	2.0%
OTH REV - CAPITAL RELA	(32,552)	-	-	(257,077)	-	-	#DIV/0!	-	#DIV/0!

CITY OF PEORIA
NEXT YEAR / CURRENT YEAR BUDGET ANALYSIS
2022 2023 RECOMMENDED BUDGET

FINAL



TOTAL REVENUES - DETAIL		2020 ACTUAL	2021 ORIG BUD	2021 REVISED BUD	2021 ACTUAL	2021 PROJECTION	2022 CMO	PCT CHANGE	2023 CMO	PCT CHANGE
LOAN PRINCIPAL		(479,702)	(114,685)	(114,685)	(128,427)	(114,685)	(115,000)	0.3%	(117,300)	2.0%
LOAN INTEREST		(107,102)	-	-	-	-	-	#DIV/0!	-	#DIV/0!
TOTAL	MISC / OTHER CHARGES	(19,005,077)	(15,285,913)	(15,320,172)	(12,720,629)	(15,356,072)	(15,282,069)	-0.5%	(15,901,774)	4.1%
TOTAL	LOCAL SOURCES	(143,705,012)	(145,267,919)	(145,318,364)	(122,014,419)	(151,478,449)	(150,238,469)	-0.8%	(152,099,607)	1.2%
STATE SOURCES										
TAXES - ST SALES & USE		(25,975,827)	(26,590,000)	(26,490,000)	(22,391,277)	(29,677,500)	(28,525,000)	-3.9%	(29,380,000)	3.0%
TAXES - UT CANNABIS		(99,791)	-	(100,000)	(114,355)	-	(220,000)	#DIV/0!	(224,400)	2.0%
TAXES - INCOME TAX		(12,664,618)	(10,350,000)	(10,350,000)	(11,728,801)	(14,690,000)	(13,950,000)	-5.0%	(14,229,000)	2.0%
TAXES - PERSONAL PROP		(7,440,926)	(6,055,704)	(6,055,704)	(10,987,899)	(11,546,926)	(9,012,980)	-21.9%	(9,193,240)	2.0%
TAXES - AUTO RENTAL/LE		(68,337)	(60,600)	(60,600)	(57,481)	(60,600)	(61,800)	2.0%	(63,036)	2.0%
TAXES - ST MOTOR FUEL		(2,454,590)	(2,650,000)	(2,650,000)	(2,141,874)	(2,594,500)	(2,724,145)	5.0%	(2,778,628)	2.0%
TAXES - SMFT TRANSP RE		(1,721,154)	(1,870,000)	(1,870,000)	(1,379,749)	(1,931,650)	(1,989,597)	3.0%	(2,029,389)	2.0%
ST SHARED REVENUE - LI		(143,759)	(100,845)	(100,845)	-	(100,845)	(150,000)	48.7%	(153,000)	2.0%
GRANT - STATE OPERATIN		(63,895)	-	(200,000)	(21,903)	-	(740,000)	#DIV/0!	(900,000)	21.6%
GRANT - STATE CAPITAL		(37,927)	(2,568,235)	(2,568,235)	(2,542,613)	(2,568,235)	(2,863,235)	11.5%	(408,000)	-85.8%
GRANT - STATE / POLICE		(2,679)	(4,500)	(4,500)	-	(4,500)	(4,500)	0.0%	(4,500)	0.0%
TOTAL	STATE SOURCES	(50,673,502)	(50,249,884)	(50,449,884)	(51,365,950)	(63,174,756)	(60,241,257)	-4.6%	(59,363,192)	-1.5%

CITY OF PEORIA
NEXT YEAR / CURRENT YEAR BUDGET ANALYSIS
2022 2023 RECOMMENDED BUDGET

FINAL



TOTAL REVENUES - DETAIL	2020 ACTUAL	2021 ORIG BUD	2021 REVISED BUD	2021 ACTUAL	2021 PROJECTION	2022 CMO	PCT CHANGE	2023 CMO	PCT CHANGE
FEDERAL SOURCES									
GRANT - CDBG ENTITLEME	(2,166,227)	(1,766,783)	(1,895,425)	(612,931)	(1,895,425)	(5,218,530)	175.3%	(3,820,320)	-26.8%
GRANT - FEDERAL OPERAT	(6,019,646)	(881,734)	(13,884,236)	(26,650,278)	(12,015,960)	(17,483,350)	45.5%	(13,728,197)	-21.5%
GRANT - FEDERAL CAPITA	(374,080)	-	-	(185,223)	-	(780,400)	#DIV/0!	(796,008)	2.0%
TOTAL FEDERAL SOURCES	(8,559,953)	(2,648,517)	(15,779,661)	(27,448,432)	(13,911,385)	(23,482,280)	68.8%	(18,344,525)	-21.9%
OTHER FIN SOURCES									
BOND PRINCIPAL	-	(10,000,000)	-	(17,400,000)	-	(16,290,250)	#DIV/0!	(7,335,000)	-55.0%
LOAN PROCEEDS	-	-	-	(862,355)	-	(5,070,000)	#DIV/0!	-	-100.0%
UMAMORTIZED BOND PRINC	-	-	-	(1,755,560)	-	-	#DIV/0!	-	#DIV/0!
SALE OF FIXED ASSETS	(7,508)	-	-	(3,210)	-	-	#DIV/0!	-	#DIV/0!
SALE OF OTHER PROPERTY	(550)	(75,000)	(75,000)	(131)	(75,000)	(75,000)	0.0%	(76,500)	2.0%
TOTAL OTHER FIN SOURCES	(8,058)	(10,075,000)	(75,000)	(20,021,256)	(75,000)	(21,435,250)	28480.3%	(7,411,500)	-65.4%
TOTAL REVENUE	(202,946,525)	(208,241,320)	(211,622,909)	(220,850,058)	(228,639,590)	(255,397,255)	11.7%	(237,218,824)	-7.1%
TRANSFERS IN									
OPTR - GENERAL	(5,421,627)	(14,285,873)	(14,285,873)	(1,365,676)	(21,819,873)	(14,460,064)	-33.7%	(15,415,843)	6.6%
OPTR - LIBRARY	(881,416)	(888,231)	(888,231)	(516,173)	(888,231)	(920,000)	3.6%	(938,400)	2.0%
OPTR - CDBG	(96,967)	-	-	-	-	-	#DIV/0!	-	#DIV/0!

CITY OF PEORIA
NEXT YEAR / CURRENT YEAR BUDGET ANALYSIS
2022 2023 RECOMMENDED BUDGET

FINAL



TOTAL REVENUES - DETAIL	2020 ACTUAL	2021 ORIG BUD	2021 REVISED BUD	2021 ACTUAL	2021 PROJECTION	2022 CMO	PCT CHANGE	2023 CMO	PCT CHANGE
OPTR - SEWER	(1,938,548)	(3,234,690)	(3,234,690)	(657,314)	(3,234,690)	(2,907,445)	-10.1%	(3,199,151)	10.0%
OPTR - SPORTS COMPLEX	(635,335)	(633,135)	(633,135)	(159,068)	(633,135)	(635,535)	0.4%	(632,335)	-0.5%
OPTR - HOLIDAY INN SSA	(165,390)	(167,750)	(167,750)	(41,375)	(167,750)	(164,945)	-1.7%	(167,140)	1.3%
OPTR - LIBRARY D SVC	-	-	-	(28,563)	-	-	#DIV/0!	-	#DIV/0!
OPTR - DEBT SERVICE MA	(2,000,000)	(1,000,000)	(1,000,000)	-	(1,000,000)	(2,000,000)	100.0%	(2,000,000)	0.0%
OPTR - CAPITAL	(1,646,235)	(2,614,796)	(2,614,796)	(365,026)	(2,614,796)	(2,558,051)	-2.2%	(3,165,224)	23.7%
OPTR - DOWNTOWN TIF	(553,320)	-	-	(8,695)	-	-	#DIV/0!	-	#DIV/0!
OPTR - NORTHSIDE TIF	(49)	-	-	-	-	-	#DIV/0!	-	#DIV/0!
OPTR - LOCAL MOTOR FUE	(369,683)	(363,895)	(363,895)	(9,948)	(363,895)	(361,250)	-0.7%	(55,925)	-84.5%
OPTR - MIDTOWN PLAZA T	(70,000)	-	-	-	-	-	#DIV/0!	-	#DIV/0!
OPTR - HOSPITALITY IMP	(2,165,213)	(1,949,838)	(1,949,838)	(569,919)	(1,949,838)	(1,214,567)	-37.7%	(1,212,472)	-0.2%
OPTR - 2018A GO BOND	(86,840)	-	-	-	-	-	#DIV/0!	-	#DIV/0!
OPTR - 2018B GO BOND	(1,150,324)	-	-	-	-	-	#DIV/0!	-	#DIV/0!
OPTR - 2019 GO BOND	(407,766)	-	-	-	-	-	#DIV/0!	-	#DIV/0!
OPTR - RIVERFRONT	-	(49,420)	(49,420)	-	(49,420)	-	-100.0%	-	#DIV/0!
OPTR - SOLID WASTE	(76,000)	(76,000)	(76,000)	-	(76,000)	(76,000)	0.0%	(77,520)	2.0%
OPTR - STORM WATER	(1,162,965)	(1,321,318)	(1,321,318)	-	(1,321,318)	(1,266,850)	-4.1%	(1,284,862)	1.4%

CITY OF PEORIA
 NEXT YEAR / CURRENT YEAR BUDGET ANALYSIS
 2022 2023 RECOMMENDED BUDGET

FINAL



TOTAL REVENUES - DETAIL		2020 ACTUAL	2021 ORIG BUD	2021 REVISED BUD	2021 ACTUAL	2021 PROJECTION	2022 CMO	PCT CHANGE	2023 CMO	PCT CHANGE
TOTAL	TRANSFERS IN	(18,827,678)	(26,584,946)	(26,584,946)	(3,721,756)	(34,118,946)	(26,564,707)	-22.1%	(28,148,871)	6.0%
TOTAL SOURCES		(221,774,203)	(234,826,266)	(238,207,855)	(224,571,814)	(262,758,536)	(281,961,962)	7.3%	(265,367,695)	-5.9%

CITY OF PEORIA
 BUDGET BY FUND TYPE - 2022
 2022-2023 RECOMMENDED BUDGET

FINAL



	GENERAL	PENSIONS	OPEB	HEALTHCARE FUND	LIBRARY	CDBG/HOME	REFUSE COLLECTION FUND	PEORIA CORPS GRANT FUND	EDA RLF FUND	TRF
SOURCES										
LOCAL SOURCES										
CURRENT LEVY	0	18,996,319			6,621,612					
OTHER LOCAL SOURCES	56,901,079	0	75,000	12,752,082	37,000	0	10,233,684			240,000
STATE SOURCES	45,687,300	5,529,730			635,250					
FEDERAL SOURCES	6,216,000				0	8,646,686			0	
OTHER FINANCING SOURCES										
OTHER	15,000									
BOND PROCEEDS	0				0					
AVAILABLE SOURCES	108,819,379	24,526,049	75,000	12,752,082	7,293,862	8,646,686	10,233,684	0	0	240,000
TRANSFER FROM OTHER FUNDS	576,000	7,700,715	0	300,000			0			
TOTAL SOURCES	109,395,379	32,226,764	75,000	13,052,082	7,293,862	8,646,686	10,233,684	0	0	240,000
USES										
PERSONNEL SERVICES	60,265,143				3,460,000	895,330	61,420		48,051	
CONTRACTUAL SERVICES	14,741,323	0			2,627,364	7,385,356	9,792,800		3,846	
SUPPLIES & MATERIALS	3,407,040				107,000	16,000				
SUPPORT TO OTHER AGENCIES	5,519,256					350,000				240,000
EMPLOYEE BENEFITS	10,926,832	31,875,320		14,023,920						
TOTAL OPERATING EXPENDITURES	94,859,595	31,875,320	0	14,023,920	6,194,364	8,646,686	9,854,220	0	51,897	240,000
CAPITAL					170,000	0				
DEBT SERVICE		1,555,973								
TOTAL EXPENDITURES	94,859,595	33,431,293	0	14,023,920	6,364,364	8,646,686	9,854,220	0	51,897	240,000
TRANSFERS TO OTHER FUNDS	14,460,064				920,000	0	0			
TOTAL USES	109,319,659	33,431,293	0	14,023,920	7,284,364	8,646,686	9,854,220	0	51,897	240,000
INCR(DEC)R IN FUND BALANCE	75,720	(1,204,529)	75,000	(971,838)	9,498	0	379,464	0	(51,897)	0
TOTAL FUND BALANCE 1-1-2022 *	30,061,188	(1,505,430)	31,207,346	4,714,202	4,027,087	0	(5,354,830)	0	(73,893)	165,805
TOTAL FUND BALANCE 12-31-2022	30,136,908	(2,709,959)	31,282,346	3,742,364	4,036,585	0	(4,975,366)	0	(125,790)	165,805

CITY OF PEORIA
 BUDGET BY FUND TYPE - 2022
 2022-2023 RECOMMENDED BUDGET

FINAL



	ROADS	CAPITAL	SEWER	STORMWATER	TIF PROJECT FUNDS	RIVERFRONT	SOLID WASTE	SSAs	DEBT	TOTAL
SOURCES										
LOCAL SOURCES										
CURRENT LEVY	1,200,000								4,415,600	31,233,531
OTHER LOCAL SOURCES	3,905,300	6,980,456	8,671,352	14,000,000	5,310,990	120,150	415,000	1,442,845	2,000	121,086,938
STATE SOURCES	6,332,377	740,000			75,000					58,999,657
FEDERAL SOURCES		7,839,193								22,701,880
OTHER FINANCING SOURCES										
OTHER		0								15,000
BOND PROCEEDS		10,020,250	6,270,000	0	5,070,000					21,360,250
AVAILABLE SOURCES	11,437,677	25,579,899	14,941,352	14,000,000	10,455,990	120,150	415,000	1,442,845	4,417,600	255,397,255
TRANSFER FROM OTHER FUNDS	2,475,000	110,000			0	0			15,402,992	26,564,707
TOTAL SOURCES	13,912,677	25,689,899	14,941,352	14,000,000	10,455,990	120,150	415,000	1,442,845	19,820,592	281,961,962
USES										
PERSONNEL SERVICES		93,860	0	2,136,056	273,750					67,233,611
CONTRACTUAL SERVICES		1,480,790	1,625,750	2,043,514	536,750	257,035			95,000	40,589,528
SUPPLIES & MATERIALS			30,000	181,961						3,742,001
SUPPORT TO OTHER AGENCIES					2,760,368	0	340,500	471,660		9,681,784
EMPLOYEE BENEFITS										56,826,072
TOTAL OPERATING EXPENDITURES	0	1,574,650	1,655,750	4,361,531	3,570,868	257,035	340,500	471,660	95,000	178,072,997
CAPITAL	17,465,247	21,517,067	7,385,000	11,797,000	6,420,000					64,754,314
DEBT SERVICE		0							17,961,741	19,517,714
TOTAL EXPENDITURES	17,465,247	23,091,717	9,040,750	16,158,531	9,990,868	257,035	340,500	471,660	18,056,741	262,345,025
TRANSFERS TO OTHER FUNDS	361,250	2,558,051	2,907,445	1,266,850	1,214,567	0	76,000	800,480	2,000,000	26,564,707
TOTAL USES	17,826,497	25,649,768	11,948,195	17,425,381	11,205,435	257,035	416,500	1,272,140	20,056,741	288,909,732
INCR(DECR) IN FUND BALANCE	(3,913,820)	40,131	2,993,157	(3,425,381)	(749,445)	(136,885)	(1,500)	170,705	(236,150)	(6,947,770)
TOTAL FUND BALANCE 1-1-2022 *	12,047,203	107,839	6,708,067	23,707,306	4,267,204	100,580	399,984	530,016	3,010,351	114,120,028
TOTAL FUND BALANCE 12-31-2022	8,133,383	147,970	9,701,223	20,281,925	3,517,760	(36,305)	398,484	700,721	2,774,202	107,172,258

CITY OF PEORIA
 BUDGET BY FUND TYPE - 2023
 2022-2023 RECOMMENDED BUDGET

FINAL



	GENERAL	PENSIONS	OTHER POST EMPLOYMENT BENEFITS	HEALTHCARE FUND	LIBRARY	CDBG/HOME	REFUSE COLLECTION FUND	PEORIA CORPS GRANT FUND	EDA RLF FUND	TOURISM RESERVE FUND
SOURCES										
LOCAL SOURCES										
CURRENT LEVY	0	19,376,245			6,754,044					
OTHER LOCAL SOURCES	58,409,995	0	75,000	13,389,686	40,800	0	10,438,358			244,800
STATE SOURCES	46,885,456	5,640,325			644,895					
FEDERAL SOURCES	6,217,620				0	4,634,897			0	
OTHER FINANCING SOURCES										
OTHER										
BOND PROCEEDS	0				0					
AVAILABLE SOURCES	111,513,071	25,016,570	75,000	13,389,686	7,439,739	4,634,897	10,438,358	0	0	244,800
TRANSFER FROM OTHER FUNDS	587,520	8,911,710	0	300,000			0			
TOTAL SOURCES	112,100,591	33,928,280	75,000	13,689,686	7,439,739	4,634,897	10,438,358	0	0	244,800
USES										
PERSONNEL SERVICES	61,611,493				3,529,200	913,237	62,648		0	
CONTRACTUAL SERVICES	13,836,977	0			2,679,911	3,414,640	9,988,656		0	
SUPPLIES & MATERIALS	3,463,385				109,140	16,320				
SUPPORT TO OTHER AGENCIES	6,519,256					290,700				244,800
EMPLOYEE BENEFITS	11,156,041	33,623,550		14,725,116						
TOTAL OPERATING EXPENDITURES	96,587,151	33,623,550	0	14,725,116	6,318,251	4,634,897	10,051,304	0	0	244,800
CAPITAL					173,400	0				
DEBT SERVICE		1,400,376								
TOTAL EXPENDITURES	96,587,151	35,023,925	0	14,725,116	6,491,651	4,634,897	10,051,304	0	0	244,800
TRANSFERS TO OTHER FUNDS	15,415,842				938,400	0	0			
TOTAL USES	112,002,992	35,023,925	0	14,725,116	7,430,051	4,634,897	10,051,304	0	0	244,800
INCR(DECR) IN FUND BALANCE	97,599	(1,095,646)	75,000	(1,035,430)	9,688	0	387,053	0	0	0
TOTAL FUND BALANCE 1-1-2022 *	30,136,908	(2,709,959)	31,282,346	3,742,364	4,036,585	0	(4,975,366)	0	(125,790)	165,805
TOTAL FUND BALANCE 12-31-2022	30,234,506	(3,805,604)	31,357,346	2,706,934	4,046,273	0	(4,588,312)	0	(125,790)	165,805

CITY OF PEORIA
 BUDGET BY FUND TYPE - 2023
 2022-2023 RECOMMENDED BUDGET

FINAL



	ROADS	CAPITAL	SEWER	STORMWATER	TIF PROJECT FUNDS	RIVERFRONT	SOLID WASTE	SPECIAL SERVICE AREAS	DEBT	TOTAL
SOURCES										
LOCAL SOURCES										
CURRENT LEVY	1,224,000								4,415,600	31,769,889
OTHER LOCAL SOURCES	2,274,906	7,069,926	8,844,779	14,280,000	3,713,070	122,553	415,000	1,442,845	2,000	120,763,718
STATE SOURCES	5,654,525	900,000			76,500					59,801,700
FEDERAL SOURCES		6,696,000								17,548,517
OTHER FINANCING SOURCES										
OTHER		0								0
BOND PROCEEDS		0	7,335,000	0	0					7,335,000
AVAILABLE SOURCES	9,153,431	14,665,926	16,179,779	14,280,000	3,789,570	122,553	415,000	1,442,845	4,417,600	237,218,825
TRANSFER FROM OTHER FUNDS	2,475,000	0			0	0			15,874,641	28,148,871
TOTAL SOURCES	11,628,431	14,665,926	16,179,779	14,280,000	3,789,570	122,553	415,000	1,442,845	20,292,241	265,367,695
USES										
PERSONNEL SERVICES		95,737	0	2,178,778	279,225					68,670,318
CONTRACTUAL SERVICES		1,607,200	1,637,865	2,084,384	390,494	262,175			95,000	35,997,302
SUPPLIES & MATERIALS			51,000	182,540						3,823,905
SUPPORT TO OTHER AGENCIES					1,160,834	0	340,500	471,660		9,027,750
EMPLOYEE BENEFITS										59,504,706
TOTAL OPERATING EXPENDITURES	0	1,702,937	1,688,865	4,445,702	1,830,553	262,175	340,500	471,660	95,000	177,022,460
CAPITAL	16,808,750	9,586,000	8,665,000	10,437,500	0					45,670,650
DEBT SERVICE		0			330,000				17,758,168	19,488,544
TOTAL EXPENDITURES	16,808,750	11,288,937	10,353,865	14,883,202	2,160,553	262,175	340,500	471,660	17,853,168	242,181,654
TRANSFERS TO OTHER FUNDS	55,925	3,165,224	3,199,152	1,284,862	1,212,471	0	77,520	799,475	2,000,000	28,148,870
TOTAL USES	16,864,675	14,454,160	13,553,017	16,168,064	3,373,024	262,175	418,020	1,271,135	19,853,168	270,330,524
INCR(DEC)R IN FUND BALANCE	(5,236,244)	211,766	2,626,762	(1,888,064)	416,547	(139,622)	(3,020)	171,710	439,072	(4,962,830)
TOTAL FUND BALANCE 1-1-2022 *	8,133,383	147,970	9,701,223	20,281,925	3,517,760	(36,305)	398,484	700,721	2,774,202	107,172,258
TOTAL FUND BALANCE 12-31-2022	2,897,139	359,736	12,327,986	18,393,861	3,934,306	(175,927)	395,464	872,431	3,213,274	102,209,428

CITY OF PEORIA
TIF PROJECT FUND SUMMARY - 2022
2022-2023 RECOMMENDED BUDGET

FINAL



	CENTRAL BUSINESS DISTRICT	DOWNTOWN CONSERVATION	DOWNTOWN STADIUM	EAGLEVIEW	EAST VILLAGE GROWTH CELL	HOSPITALITY IMPROVEMENT ZONE	MIDTOWN	NORTHSIDE BUSINESS PARK	SOUTH VILLAGE	WAREHOUSE	TOTAL
SOURCES											
LOCAL SOURCES											
CURRENT LEVY											0
OTHER LOCAL SOURCES	1,670,725	123,451	306,000	123,600	395,710	1,212,563	70,636	192,000	134,105	1,082,200	5,310,990
STATE SOURCES						75,000					75,000
FEDERAL SOURCES											0
OTHER FINANCING SOURCES											0
OTHER											0
BOND PROCEEDS										5,070,000	5,070,000
AVAILABLE SOURCES	1,670,725	123,451	306,000	123,600	395,710	1,287,563	70,636	192,000	134,105	6,152,200	10,455,990
TRANSFER FROM OTHER FUNDS											0
TOTAL SOURCES	1,670,725	123,451	306,000	123,600	395,710	1,287,563	70,636	192,000	134,105	6,152,200	10,455,990
USES											
PERSONNEL SERVICES		55,242		28,061	45,331			44,106	11,878	89,131	273,750
CONTRACTUAL SERVICES	2,250	67,000	2,250	22,250	212,250	2,250	2,250	22,250	202,000	52,000	586,750
SUPPLIES & MATERIALS											0
SUPPORT TO OTHER AGENCIES	1,620,139	25,000	305,500		130,700	35,000		39,100		554,929	2,710,368
EMPLOYEE BENEFITS											0
TOTAL OPERATING EXPENDITURES	1,622,389	147,242	307,750	50,311	388,281	37,250	2,250	105,456	213,878	696,060	3,570,868
CAPITAL	750,000			400,000	0			200,000	0	5,070,000	6,420,000
DEBT SERVICE											0
TOTAL EXPENDITURES	2,372,389	147,242	307,750	450,311	388,281	37,250	2,250	305,456	213,878	5,766,060	9,990,868
TRANSFERS TO OTHER FUNDS						1,214,567	0				1,214,567
TOTAL USES	2,372,389	147,242	307,750	450,311	388,281	1,251,817	2,250	305,456	213,878	5,766,060	11,205,435
INCR(DECR) IN FUND BALANCE	(701,664)	(23,791)	(1,750)	(326,711)	7,429	35,746	68,386	(113,456)	(79,773)	386,140	(749,445)
TOTAL FUND BALANCE 1-1-2022 *	1,179,864	237,090	(73)	637,360	818,516	(2,271,503)	76,189	624,414	1,252,573	1,712,775	4,267,204
TOTAL FUND BALANCE 12-31-2022	478,200	213,298	(1,823)	310,648	825,946	(2,235,757)	144,575	510,958	1,172,800	2,098,915	3,517,760

CITY OF PEORIA
TIF PROJECT FUND SUMMARY - 2023
2022-2023 RECOMMENDED BUDGET

FINAL



	CENTRAL BUSINESS DISTRICT	DOWNTOWN CONSERVATION	DOWNTOWN STADIUM	EAGLEVIEW	EAST VILLAGE GROWTH CELL	HOSPITALITY IMPROVEMENT ZONE	MIDTOWN	NORTHSIDE BUSINESS PARK	SOUTH VILLAGE	WAREHOUSE	TOTAL
SOURCES											
LOCAL SOURCES											
CURRENT LEVY											0
OTHER LOCAL SOURCES	0	125,920	312,120	126,072	403,624	1,236,814	72,049	195,840	136,787	1,103,844	3,713,070
STATE SOURCES						76,500					76,500
FEDERAL SOURCES											0
OTHER FINANCING SOURCES											0
OTHER											0
BOND PROCEEDS											0
AVAILABLE SOURCES	0	125,920	312,120	126,072	403,624	1,313,314	72,049	195,840	136,787	1,103,844	3,789,570
TRANSFER FROM OTHER FUNDS											0
TOTAL SOURCES	0	125,920	312,120	126,072	403,624	1,313,314	72,049	195,840	136,787	1,103,844	3,789,570
USES											
PERSONNEL SERVICES		56,347		28,622	46,237			44,988	12,116	90,914	279,225
CONTRACTUAL SERVICES	0	67,166	2,166	22,066	212,366	6,666	2,166	22,566	52,166	53,166	440,494
SUPPLIES & MATERIALS											0
SUPPORT TO OTHER AGENCIES	0	25,000	311,610		133,314	35,000		39,882		566,028	1,110,834
EMPLOYEE BENEFITS											0
TOTAL OPERATING EXPENDITURES	0	148,513	313,776	50,688	391,917	41,666	2,166	107,436	64,282	710,107	1,830,553
CAPITAL	0			0	0			0	0		0
DEBT SERVICE										330,000	330,000
TOTAL EXPENDITURES	0	148,513	313,776	50,688	391,917	41,666	2,166	107,436	64,282	1,040,107	2,160,553
TRANSFERS TO OTHER FUNDS						1,212,471	0				1,212,471
TOTAL USES	0	148,513	313,776	50,688	391,917	1,254,137	2,166	107,436	64,282	1,040,107	3,373,024
INCR(DECR) IN FUND BALANCE	0	(22,593)	(1,656)	75,384	11,707	59,177	69,883	88,404	72,505	63,737	416,547
TOTAL FUND BALANCE 1-1-2022 *	478,200	213,298	(1,823)	310,648	825,946	(2,235,757)	144,575	510,958	1,172,800	2,098,915	3,517,760
TOTAL FUND BALANCE 12-31-2022	478,200	190,705	(3,479)	386,032	837,653	(2,176,580)	214,458	599,362	1,245,305	2,162,651	3,934,306

CITY OF PEORIA
NEXT YEAR / CURRENT YEAR BUDGET ANALYSIS - GENERAL FUND
2022 2023 RECOMMENDED BUDGET

FINAL



	2020 ACTUAL	2021 ORIG BUD	2021 REVISED BUD	2021 ACTUAL	2021 PROJECTION	2022 CMO	PCT CHANGE	2023 CMO	PCT CHANGE
REVENUES									
LOCAL TAXES	(40,767,553)	(43,841,500)	(43,841,500)	(35,143,572)	(48,732,572)	(47,323,534)	-2.9%	(48,644,999)	-2.0%
LICENSES & PERMITS	(3,362,779)	(3,144,300)	(3,144,300)	(2,666,542)	(3,252,525)	(3,286,700)	1.1%	(3,352,434)	3.1%
FINES & FORFEITURES	(1,281,636)	(1,354,500)	(1,370,686)	(912,859)	(1,024,550)	(933,550)	-8.9%	(948,621)	-7.4%
FEES & USER CHARGES	(3,544,261)	(4,125,145)	(4,125,145)	(2,923,695)	(3,262,415)	(3,476,990)	6.6%	(3,546,030)	8.7%
MISC / OTHER CHARGES	(920,055)	(1,450,921)	(1,450,921)	(1,264,845)	(1,543,821)	(1,895,305)	22.8%	(1,917,911)	11.0%
LOCAL SOURCES	(49,876,285)	(53,916,366)	(53,932,552)	(42,911,514)	(57,815,883)	(56,916,079)	-1.6%	(58,409,995)	
STATE SOURCES	(40,850,526)	(37,266,378)	(37,266,378)	(39,538,088)	(50,185,100)	(45,687,300)	-9.0%	(46,885,456)	-7.8%
FEDERAL SOURCES	(4,970,486)	(80,276)	(11,766,961)	(24,993,971)	(10,398,685)	(6,216,000)	-40.2%	(6,217,620)	-40.2%
OTHER FIN SOURCES	-	(10,000,000)	-	-	-	-	#DIV/0!	-	0.0%
TOTAL REVENUES	(95,697,298)	(101,263,020)	(102,965,891)	(107,443,572)	(118,399,668)	(108,819,379)	-8.1%	(111,513,071)	2.5%
TRANSFERS IN	(762,965)	(576,000)	(576,000)	(12,500)	(576,000)	(576,000)	0.0%	(587,520)	2.0%
TOTAL SOURCES	(96,460,263)	(101,839,020)	(103,541,891)	(107,456,072)	(118,975,668)	(109,395,379)	-8.1%	(112,100,591)	-7.2%
EXPENSES									
PERSONNEL EXP	59,396,026	58,431,493	58,728,127	43,084,649	56,810,150	61,435,143	8.1%	62,789,593	10.4%
BENEFITS EXP	(9,488,606)	374,913	374,913	354,693	332,913	374,909	12.6%	382,407	14.9%
CONTRACTUAL EXP	32,655,371	24,152,612	25,614,862	19,898,839	26,313,362	29,642,502	12.7%	29,943,094	15.8%
SUPPLIES EXP	2,837,876	2,858,301	2,872,237	2,791,630	2,870,537	3,407,040	18.7%	3,472,057	28.0%
CAPITAL EXP	106,677	-	-	7,900	-	-	#DIV/0!	-	0.0%
TOTAL EXPENSES	85,507,344	85,817,319	87,590,139	66,137,711	86,326,962	94,859,595	9.9%	96,587,151	1.8%
TRANSFERS OUT	5,421,627	14,285,872	14,285,872	1,365,676	21,819,872	14,460,064	-33.7%	15,415,842	-29.8%
TOTAL USES	90,928,971	100,103,191	101,876,011	67,503,387	108,146,834	109,319,659	1.1%	112,002,992	4.1%

CITY OF PEORIA
DEBT SERVICE SCHEDULE
2022 2023 RECOMMENDED BUDGET

FINAL



2022	General Fund		Capital	Stormwater	Sewer	Local	HIZ	Warehouse	SSA	SSA	Library	IMRF	TOTAL
	HRA Tax	Electricity	Utility Tax	Utility Fee		MFT	TIF	TIF	Louisville	Holiday Inn			
2010 A			265,200										265,200
2012 A / 2021B Refunded	293,416						1,214,566						1,507,982
2013 D						305,325							305,325
2015 B			336,192		1,064,608								1,400,800
2015 C									635,535				635,535
2015 D										164,945			164,945
2016 A			891,988		251,587								1,143,575
2016 B											2,415,600		2,415,600
2016 C					209,411								209,411
2018 A			95,322		193,534								288,856
2018 B			142,185	227,496	227,496						113,749		710,925
2019			533,060		633,203								1,166,263
2020A	154,620		68,495	5,338	63,414						2,670		294,538
2020B	659,033		61,829		50,587								771,450
2021	5,623,400												5,623,400
Peoria County - Allen/Willow						55,925							55,925
INB Loan - Street Lighting Project		207,872											207,872
2021 C	452,337		128,467		213,335								794,139
IMRF Repayment												1,555,973	1,555,973
													-
Total 2022 Debt Service	7,182,806	207,872	2,522,739	232,834	2,907,175	361,250	1,214,566		635,535	164,945	2,532,019	1,555,973	19,517,712

CITY OF PEORIA
DEBT SERVICE SCHEDULE
2022 2023 RECOMMENDED BUDGET

FINAL



2023	General Fund		Capital	Stormwater	Sewer	Local MFT	HIZ TIF	Warehouse TIF	SSA	SSA	Library	IMRF	TOTAL
	HRA Tax	Electricity	Utility Tax	Utility Fee					Louisville	Holiday Inn			
2012 A / 2021B Refunded	292,909						1,212,470						1,505,379
2013 D													-
2015 B			338,112		1,070,688								1,408,800
2015 C									632,335				632,335
2015 D										167,140			167,140
2016 A			884,579		249,497								1,134,075
2016 B											2,461,350		2,461,350
2016 C					210,511								210,511
2018 A			94,794		192,462								287,256
2018 B			142,285	227,656	227,656						113,829		711,425
2019			526,090		624,923								1,151,013
2020A	246,487		109,192	8,510	101,092						4,256		469,538
2020B	661,596		62,070		50,784								774,450
2021	4,825,800												4,825,800
2022													-
Peoria County - Allen/Willow						55,925							55,925
INB Loan - Street Lighting Project		207,872											207,872
2021 C	999,808		283,953		471,539								1,755,300
IMRF Repayment												1,400,376	1,400,376
TIF Loan								330,000					330,000
Total 2023 Debt Service	7,026,600	207,872	2,441,074	236,166	3,199,152	55,925	1,212,470	330,000	632,335	167,140	2,579,435	1,400,376	19,488,544

**OPERATING TRANSFERS
2022**

FUND	TRANSFERS IN	TRANSFERS OUT
------	--------------	---------------

GENERAL

LIBRARY	\$200,000	\$0
CAPITAL	\$0	\$110,000
ROADS	\$0	\$475,000
RIVERFRONT	\$0	\$0
STORM WATER	\$300,000	\$0
SOLID WASTE	\$76,000	\$0
FICA/MEDICARE	\$0	\$0
IMRF	\$0	\$119,076
POLICE & FIRE PENSION	\$0	\$6,427,623
BOND & INTEREST	\$0	\$7,328,365
TOTAL	\$576,000	\$14,460,064

LIBRARY

GENERAL	\$0	\$200,000
IMRF	\$0	\$720,000
TOTAL	\$0	\$920,000

HEALTHCARE

STORM WATER	\$300,000	\$0
--------------------	------------------	------------

ROADS

GENERAL	\$475,000	\$0
BOND & INTEREST	\$2,000,000	\$361,250
TOTAL	\$2,475,000	\$361,250

CAPITAL

GENERAL	\$110,000	\$0
ROADS	\$0	\$0
RIVERFRONT	\$0	\$0
BOND PROJECT FUND	\$0	\$0
BOND & INTEREST	\$0	\$2,558,051
TOTAL	\$110,000	\$2,558,051

SEWER

BOND & INTEREST	\$0	\$2,907,445
----------------------------	------------	--------------------

STORM WATER

GENERAL	\$0	\$300,000
PENSIONS	\$0	\$434,016
HEALTH CARE	\$0	\$300,000

**OPERATING TRANSFERS
2022**

FUND	TRANSFERS IN	TRANSFERS OUT
BOND & INTEREST	\$0	\$232,834
TOTAL	\$0	\$1,266,850

TIF PROJECT FUNDS

BOND & INTEREST	\$0	\$1,214,567
TOTAL	\$0	\$1,214,567

PENSIONS

GENERAL	\$6,546,699	\$0
LIBRARY	\$720,000	\$0
STORM WATER	\$434,016	\$0
TOTAL	\$7,700,715	\$0

FICA/MEDICARE

General	\$0	\$0
----------------	------------	------------

SSAs

BOND & INTEREST	\$0	\$800,480
----------------------------	------------	------------------

SOLID WASTE

GENERAL	\$0	\$76,000
----------------	------------	-----------------

BOND & INTEREST

GENERAL	\$7,328,365	\$0
CAPITAL	\$2,558,051	\$0
SEWER	\$2,907,445	\$0
STORM WATER	\$232,834	\$0
ROADS	\$361,250	\$2,000,000
SSAs	\$800,480	\$0
TIF PROJECT FUNDS	\$1,214,567	\$0
RIVERFRONT	\$0	\$0
TOTAL	\$15,402,992	\$2,000,000

TOTAL TRANSFERS	\$26,564,707	\$26,564,707
------------------------	---------------------	---------------------

**OPERATING TRANSFERS TIF PROJECT FUNDS
2022**

FUND	TRANSFERS IN	TRANSFERS OUT
-------------	---------------------	----------------------

HOSPITALITY IMPROVEMENT ZONE TIF PROJECT

BOND & INTEREST	\$0	\$1,214,567
TOTAL	\$0	\$1,214,567

BOND & INTEREST

HOSPITALITY IMPROVEMENT ZONE TIF PROJECT	\$1,214,567	\$0
TOTAL	\$1,214,567	\$0

TOTAL TRANSFERS	\$1,214,567	\$1,214,567
------------------------	--------------------	--------------------

Community Investment Plan (FY22 - 26)

2022 Budget Call Summary, by Project Status



Project Name	Past	2022	2023	2024	2025	2026	Future
Approved							
Adams and Jefferson Signal Upgrade/ One-Way to Two Way Conversion	\$ 2,070,000	\$ 2,830,000	\$ 5,620,000	\$ 3,725,000	\$ 0	\$ 0	\$ 0
AED Monitors/Defibrillators	\$ 529,000	\$ 65,000	\$ 65,000	\$ 65,000	\$ 65,000	\$ 67,000	\$ 67,000
Allen Rd Reconstruction from War Drive to Northmoor	\$ 0	\$ 2,420,000	\$ 2,410,000	\$ 0	\$ 0	\$ 0	\$ 0
Bannon House	\$ 140,000	\$ 30,000	\$ 0	\$ 0	\$ 0	\$ 0	\$ 0
Bicycle Plan Implementation Program	\$ 280,000	\$ 65,000	\$ 65,000	\$ 65,000	\$ 65,000	\$ 65,000	\$ 65,000
Channel Stabilization - Springdale Cemetery Supplemental Environmental Project (SEP)	\$ 0	\$ 251,000	\$ 12,500	\$ 0	\$ 0	\$ 0	\$ 0
City Hall	\$ 280,000	\$ 270,000	\$ 0	\$ 786,000	\$ 0	\$ 0	\$ 0
Combined and Sanitary Sewer Asset Management	\$ 0	\$ 165,000	\$ 165,000	\$ 165,000	\$ 165,000	\$ 165,000	\$ 165,000
Combined Sewer Outfall Televising	\$ 0	\$ 855,000	\$ 855,000	\$ 855,000	\$ 855,000	\$ 855,000	\$ 0
Combined Sewer Overflow Reduction Year 1 Project	\$ 0	\$ 4,970,000	\$ 0	\$ 0	\$ 0	\$ 0	\$ 0
Computers and Technology - Hardware & User Device Re-Capitalization	\$ 2,742,550	\$ 225,000	\$ 225,000	\$ 225,000	\$ 225,000	\$ 225,000	\$ 225,000
Computers and Technology - VOIP Telephone System	\$ 0	\$ 300,000	\$ 150,000	\$ 0	\$ 0	\$ 0	\$ 0
Computers and Technology - Website/App	\$ 90,000	\$ 60,000	\$ 0	\$ 0	\$ 0	\$ 0	\$ 100,000
Computers and Technology - Wireless & Wired Network	\$ 55,000	\$ 55,000	\$ 60,000	\$ 60,000	\$ 65,000	\$ 65,000	\$ 10,000
Concrete Lined Drainage Channel Repairs (Florence-Merle-Richwoods)	\$ 560,000	\$ 519,000	\$ 315,000	\$ 0	\$ 0	\$ 0	\$ 0
Consent Decree Combined Sewer Overflow Reduction	\$ 23,505,500	\$ 1,395,000	\$ 7,645,000	\$ 7,645,000	\$ 7,645,000	\$ 7,645,000	\$ 107,385,000
Copiers	\$ 371,500	\$ 28,000	\$ 34,000	\$ 33,500	\$ 15,000	\$ 25,000	\$ 25,000
CPAT Building	\$ 0	\$ 625,000	\$ 0	\$ 0	\$ 0	\$ 0	\$ 0
Culvert at Abington St. and Madison Ave.	\$ 0	\$ 1,080,000	\$ 0	\$ 0	\$ 0	\$ 0	\$ 0
Culvert at Glen and Sheridan	\$ 0	\$ 90,000	\$ 940,000	\$ 0	\$ 0	\$ 0	\$ 0
Culvert at Merle & Knoxville	\$ 700,000	\$ 0	\$ 0	\$ 0	\$ 0	\$ 0	\$ 0
Deerbook Drive Green Street	\$ 0	\$ 3,445,000	\$ 2,820,000	\$ 0	\$ 0	\$ 0	\$ 0
Demolition & Clearance	\$ 1,525,000	\$ 1,000,000	\$ 1,000,000	\$ 1,000,000	\$ 1,000,000	\$ 1,000,000	\$ 1,000,000
Depot Street	\$ 0	\$ 5,070,000	\$ 0	\$ 0	\$ 0	\$ 0	\$ 0
Downtown Wayfinding Implementation	\$ 0	\$ 696,000	\$ 0	\$ 0	\$ 0	\$ 0	\$ 0
Drainage Analysis Engineering	\$ 280,000	\$ 112,000	\$ 280,000	\$ 112,000	\$ 280,000	\$ 112,000	\$ 280,000
Drainage Repair Program	\$ 6,800,000	\$ 1,180,000	\$ 1,180,000	\$ 1,305,000	\$ 1,305,000	\$ 1,430,000	\$ 1,430,000
Fiber Optic Upgrade	\$ 150,000	\$ 40,000	\$ 0	\$ 60,000	\$ 0	\$ 0	\$ 0
Fire Central Improvements	\$ 1,304,000	\$ 127,500	\$ 0	\$ 192,000	\$ 0	\$ 0	\$ 0

BUDGET CALL 2022: Community Investment Plan (FY22 - 26)

Project Name	Past	2022	2023	2024	2025	2026	Future
Fire Fleet Replacement	\$ 7,772,900	\$ 2,700,000	\$ 140,000	\$ 2,950,000	\$ 90,000	\$ 0	\$ 0
Fire Station 03	\$ 209,250	\$ 40,000	\$ 0	\$ 224,500	\$ 0	\$ 0	\$ 0
Fire Station 10	\$ 186,250	\$ 30,000	\$ 0	\$ 37,500	\$ 0	\$ 0	\$ 0
Fire Station 11	\$ 246,000	\$ 34,500	\$ 0	\$ 60,000	\$ 0	\$ 0	\$ 0
Fire Station 12	\$ 117,000	\$ 75,000	\$ 0	\$ 91,000	\$ 0	\$ 0	\$ 0
Fire Station 13	\$ 10,250	\$ 0	\$ 0	\$ 37,000	\$ 0	\$ 0	\$ 0
Fire Station 15	\$ 227,200	\$ 0	\$ 0	\$ 122,500	\$ 0	\$ 0	\$ 0
Fire Station 16	\$ 0	\$ 60,000	\$ 0	\$ 104,500	\$ 0	\$ 0	\$ 0
Fire Station 19	\$ 129,000	\$ 107,000	\$ 0	\$ 73,500	\$ 0	\$ 0	\$ 0
Fire Station 20	\$ 267,000	\$ 47,000	\$ 0	\$ 99,500	\$ 0	\$ 0	\$ 0
Fire Training Academy	\$ 339,500	\$ 0	\$ 0	\$ 334,500	\$ 0	\$ 0	\$ 0
Fleet Recapitalization	\$ 3,430,091	\$ 1,800,000	\$ 1,500,000	\$ 1,500,000	\$ 1,500,000	\$ 1,500,000	\$ 1,500,000
Flood Wall Protection at Riverfront	\$ 0	\$ 870,000	\$ 0	\$ 0	\$ 0	\$ 0	\$ 5,885,000
Fulton Plaza from SW Jefferson St to SW Adams St	\$ 440,000	\$ 0	\$ 0	\$ 1,940,000	\$ 0	\$ 0	\$ 0
Furniture and Office Equipment	\$ 241,783	\$ 20,000	\$ 20,000	\$ 20,000	\$ 20,000	\$ 20,000	\$ 20,000
Gale Ave from University to Sheridan Mill and Overlay	\$ 0	\$ 40,000	\$ 560,000	\$ 0	\$ 0	\$ 0	\$ 0
Gale Avenue from Forrest Hill Avenue to Sterling Avenue Reconstruction	\$ 0	\$ 0	\$ 210,000	\$ 1,210,000	\$ 0	\$ 0	\$ 0
Gateway Building Improvements	\$ 369,000	\$ 357,000	\$ 0	\$ 152,000	\$ 0	\$ 0	\$ 0
GIS Aerial Photography	\$ 50,000	\$ 0	\$ 50,000	\$ 0	\$ 0	\$ 0	\$ 50,000
Glen and Sheridan Intersection Reconstruction	\$ 0	\$ 0	\$ 0	\$ 0	\$ 0	\$ 1,460,000	\$ 0
Glen Ave Reconstruction from Sheridan Rd to Knoxville Ave	\$ 470,000	\$ 1,368,000	\$ 0	\$ 0	\$ 0	\$ 0	\$ 0
Glen Avenue from War Memorial Dr to University St	\$ 4,041,000	\$ 4,305,000	\$ 1,140,000	\$ 0	\$ 0	\$ 0	\$ 0
Green Infrastructure Maintenance	\$ 300,000	\$ 240,000	\$ 265,000	\$ 480,000	\$ 675,000	\$ 920,000	\$ 1,150,000
Green Street- Golden Acres	\$ 0	\$ 0	\$ 270,000	\$ 2,290,000	\$ 0	\$ 0	\$ 0
Harrison School Demolition	\$ 0	\$ 1,400,000	\$ 0	\$ 0	\$ 0	\$ 0	\$ 0
Hydraulic Extrication Tools	\$ 97,000	\$ 0	\$ 27,000	\$ 0	\$ 0	\$ 0	\$ 0
IS Server Room Upgrade / Recapitalization	\$ 0	\$ 175,000	\$ 0	\$ 0	\$ 0	\$ 0	\$ 0
Kettelle St. Resident Officer House	\$ 123,000	\$ 15,000	\$ 0	\$ 0	\$ 0	\$ 0	\$ 0
Lake Ave from Knoxville Ave to Sheridan Rd	\$ 0	\$ 60,000	\$ 960,000	\$ 0	\$ 0	\$ 0	\$ 0
Land Bank Activities	\$ 0	\$ 185,296	\$ 0	\$ 0	\$ 0	\$ 0	\$ 0
LAWCON Site Remediation- Simantel Property	\$ 500,000	\$ 250,000	\$ 0	\$ 0	\$ 0	\$ 0	\$ 0
Lester B. Bergsten PW Building	\$ 875,500	\$ 2,250,000	\$ 0	\$ 0	\$ 0	\$ 0	\$ 0
Library Capital Equipment	\$ 0	\$ 170,000	\$ 173,400	\$ 0	\$ 0	\$ 0	\$ 0
MacArthur Highway Business Corridor	\$ 0	\$ 0	\$ 0	\$ 0	\$ 0	\$ 0	\$ 10,000,000
MacArthur Hwy from Moss Ave to Dr M L King Dr Mill and Overlay	\$ 0	\$ 0	\$ 400,000	\$ 0	\$ 0	\$ 0	\$ 0
Main Street Reconstruction	\$ 0	\$ 0	\$ 0	\$ 0	\$ 0	\$ 0	\$ 25,000,000

BUDGET CALL 2022: Community Investment Plan (FY22 - 26)

Project Name	Past	2022	2023	2024	2025	2026	Future
McKinley School Demolition	\$ 0	\$ 1,000,000	\$ 0	\$ 0	\$ 0	\$ 0	\$ 0
Municipal Services Building Improvements	\$ 125,000	\$ 275,000	\$ 0	\$ 293,000	\$ 0	\$ 0	\$ 0
Native Planting - City Facilities	\$ 0	\$ 255,000	\$ 25,000	\$ 25,000	\$ 25,000	\$ 25,000	\$ 25,000
Native Planting - Orange Prairie Detention Basin Restoration	\$ 0	\$ 55,000	\$ 230,000	\$ 25,000	\$ 25,000	\$ 25,000	\$ 25,000
Neighborhood Traffic Calming Program	\$ 150,000	\$ 60,000	\$ 60,000	\$ 60,000	\$ 60,000	\$ 60,000	\$ 60,000
New Resident Officer House Purchase	\$ 0	\$ 80,000	\$ 0	\$ 0	\$ 0	\$ 0	\$ 0
Northside Business Park TIF - Infrastructure Improvements	\$ 0	\$ 200,000	\$ 0	\$ 0	\$ 0	\$ 0	\$ 0
NPDES MS4 Permit - Records, Mapping, Reporting, Water Quality Monitoring, & Control Measures	\$ 1,435,000	\$ 365,000	\$ 415,000	\$ 395,000	\$ 435,000	\$ 340,000	\$ 360,000
Orange Prairie Road from Charter Oak to War Memorial Drive Reconstruction	\$ 0	\$ 0	\$ 0	\$ 1,750,000	\$ 4,025,000	\$ 4,550,000	\$ 7,575,000
Outdoor Warning System	\$ 261,000	\$ 92,000	\$ 0	\$ 138,000	\$ 0	\$ 0	\$ 0
Parking Deck - Jefferson Street	\$ 575,695	\$ 660,000	\$ 0	\$ 1,060,000	\$ 0	\$ 0	\$ 0
Parking Deck - Niagara Parking Deck	\$ 300,000	\$ 300,000	\$ 0	\$ 400,000	\$ 0	\$ 0	\$ 0
Parking Deck - One Tech Parking Deck	\$ 500,000	\$ 500,000	\$ 500,000	\$ 500,000	\$ 0	\$ 0	\$ 0
Parking Deck - Twin Towers Parking Deck	\$ 2,250,000	\$ 300,000	\$ 0	\$ 150,000	\$ 0	\$ 0	\$ 0
Pavement Preservation- Analysis	\$ 862,500	\$ 25,000	\$ 175,000	\$ 25,000	\$ 25,000	\$ 0	\$ 175,000
Pavement Preservation- Implementation	\$ 5,820,000	\$ 860,000	\$ 960,000	\$ 960,000	\$ 960,000	\$ 960,000	\$ 960,000
Peoria Riverfront	\$ 0	\$ 0	\$ 0	\$ 0	\$ 0	\$ 0	\$ 15,000,000
Pioneer Parkway and University Intersection	\$ 0	\$ 255,250	\$ 330,250	\$ 4,144,500	\$ 0	\$ 0	\$ 0
Pioneer Parkway Extension	\$ 2,636,800	\$ 0	\$ 0	\$ 0	\$ 0	\$ 0	\$ 22,500,000
Pioneer Parkway from University to Knoxville	\$ 0	\$ 0	\$ 0	\$ 0	\$ 0	\$ 0	\$ 12,600,000
Pioneer Parkway Reconstruction	\$ 727,000	\$ 0	\$ 0	\$ 0	\$ 0	\$ 0	\$ 8,260,000
Police Armored Vehicle	\$ 0	\$ 345,750	\$ 0	\$ 0	\$ 0	\$ 0	\$ 0
Police Headquarters Improvements	\$ 775,750	\$ 0	\$ 0	\$ 465,000	\$ 0	\$ 0	\$ 0
Police Patrol Equipment	\$ 124,000	\$ 20,000	\$ 20,000	\$ 20,000	\$ 20,000	\$ 20,000	\$ 20,000
Police Sub-Station 2	\$ 115,000	\$ 113,500	\$ 0	\$ 62,500	\$ 0	\$ 0	\$ 0
Police Taser Replacement Program	\$ 190,000	\$ 150,000	\$ 150,000	\$ 15,000	\$ 15,000	\$ 15,000	\$ 15,000
Police Technology	\$ 625,500	\$ 137,000	\$ 177,000	\$ 177,000	\$ 177,000	\$ 177,000	\$ 150,000
Prospect Road from Knoxville Ave to Belmont Place Mill and Overlay	\$ 0	\$ 950,000	\$ 0	\$ 0	\$ 0	\$ 0	\$ 0
Public Safety Video Cameras	\$ 685,000	\$ 50,000	\$ 50,000	\$ 50,000	\$ 50,000	\$ 50,000	\$ 50,000
Public Works Washington Street Facility	\$ 0	\$ 75,000	\$ 0	\$ 30,000	\$ 0	\$ 0	\$ 0
Radio Replacement Project	\$ 0	\$ 0	\$ 0	\$ 2,380,903	\$ 0	\$ 0	\$ 0
Radios	\$ 991,000	\$ 353,118	\$ 200,000	\$ 150,000	\$ 150,000	\$ 150,000	\$ 150,000
Railroad Property Records Maintenance	\$ 0	\$ 120,000	\$ 120,000	\$ 0	\$ 0	\$ 0	\$ 0
Rapid Flashing Beacons	\$ 40,000	\$ 20,000	\$ 20,000	\$ 20,000	\$ 20,000	\$ 20,000	\$ 20,000
Republic House	\$ 38,000	\$ 0	\$ 0	\$ 24,500	\$ 0	\$ 0	\$ 0

BUDGET CALL 2022: Community Investment Plan (FY22 - 26)

Project Name	Past	2022	2023	2024	2025	2026	Future
Riverfront North Marina	\$ 130,000	\$ 150,000	\$ 0	\$ 0	\$ 0	\$ 0	\$ 0
Roadside Safety Improvements	\$ 25,000	\$ 210,000	\$ 30,000	\$ 30,000	\$ 30,000	\$ 30,000	\$ 30,000
Roadway Asset Management	\$ 0	\$ 550,000	\$ 215,000	\$ 215,000	\$ 215,000	\$ 215,000	\$ 215,000
Roadway Infrastructure Projects	\$ 12,200,000	\$ 1,400,000	\$ 1,600,000	\$ 1,600,000	\$ 1,600,000	\$ 1,600,000	\$ 1,600,000
Rock Island Greenway Extension from Park Avenue to Spring Street	\$ 0	\$ 288,400	\$ 56,000	\$ 673,600	\$ 0	\$ 0	\$ 0
SCBA Filling Station	\$ 0	\$ 50,000	\$ 0	\$ 0	\$ 0	\$ 0	\$ 0
Self-Contained Breathing Apparatus & Harnesses	\$ 590,000	\$ 100,000	\$ 100,000	\$ 100,000	\$ 100,000	\$ 100,000	\$ 100,000
Sidewalk and ADA Ramp Projects	\$ 0	\$ 1,050,000	\$ 990,000	\$ 990,000	\$ 990,000	\$ 800,000	\$ 800,000
Smart Street Light Pilot Project	\$ 0	\$ 750,000	\$ 500,000	\$ 500,000	\$ 500,000	\$ 0	\$ 0
South Side Fire Station / Community Center	\$ 0	\$ 0	\$ 0	\$ 0	\$ 0	\$ 0	\$ 5,000,000
Speed Feedback Signs	\$ 120,000	\$ 20,000	\$ 20,000	\$ 20,000	\$ 20,000	\$ 20,000	\$ 20,000
Spring Street and Adams Street Intersection Realignment	\$ 0	\$ 0	\$ 0	\$ 0	\$ 0	\$ 0	\$ 3,200,000
Spring Street Reconstruction to Complete Green Street	\$ 0	\$ 0	\$ 0	\$ 1,250,000	\$ 4,500,000	\$ 3,500,000	\$ 0
Springdale Cemetery Equipment	\$ 480,000	\$ 60,000	\$ 60,000	\$ 60,000	\$ 60,000	\$ 60,000	\$ 60,000
Storm Sewer Lining & Repairs	\$ 0	\$ 1,000,000	\$ 1,000,000	\$ 1,000,000	\$ 1,000,000	\$ 1,000,000	\$ 1,000,000
Storm Sewer Lining Rolling Acres	\$ 0	\$ 0	\$ 0	\$ 140,000	\$ 1,140,000	\$ 0	\$ 0
Stormwater Asset Management	\$ 330,000	\$ 280,000	\$ 280,000	\$ 280,000	\$ 280,000	\$ 280,000	\$ 280,000
Stormwater Infrastructure Improvements	\$ 840,000	\$ 1,500,000	\$ 1,500,000	\$ 1,500,000	\$ 1,500,000	\$ 1,500,000	\$ 1,500,000
Stormwater Utility Grant Program	\$ 2,000,000	\$ 555,000	\$ 555,000	\$ 555,000	\$ 560,000	\$ 560,000	\$ 560,000
Stream Corridor Assessment and Streambank Stabilization	\$ 0	\$ 0	\$ 0	\$ 0	\$ 0	\$ 0	\$ 1,000,000
Street Lighting New - Nebraska Avenue from Knoxville Avenue to Wisconsin Avenue	\$ 0	\$ 657,500	\$ 0	\$ 0	\$ 0	\$ 0	\$ 0
Street Lighting Upgrade - Glen Oak Avenue	\$ 0	\$ 150,000	\$ 0	\$ 0	\$ 0	\$ 0	\$ 0
Street Lighting Upgrade - Prospect Ave	\$ 0	\$ 0	\$ 320,000	\$ 0	\$ 0	\$ 0	\$ 0
Street Lighting Upgrade - Sheridan Road from McClure Avenue to Florence Avenue	\$ 0	\$ 0	\$ 0	\$ 0	\$ 0	\$ 1,445,000	\$ 0
Street Lighting Upgrade - SW Adams St. Concrete Pole System	\$ 0	\$ 0	\$ 670,000	\$ 0	\$ 0	\$ 0	\$ 0
Street Lighting Upgrade - SW Washington Street	\$ 0	\$ 0	\$ 0	\$ 0	\$ 0	\$ 0	\$ 380,000
Street Lighting Upgrade - Uplands	\$ 0	\$ 0	\$ 0	\$ 0	\$ 1,830,000	\$ 0	\$ 0
Tabor Property - Brownfield Clean Up	\$ 1,600,000	\$ 500,000	\$ 0	\$ 0	\$ 0	\$ 0	\$ 0
Thermal Imaging Cameras	\$ 135,000	\$ 26,000	\$ 28,000	\$ 32,000	\$ 32,000	\$ 34,000	\$ 34,000
Tough Books	\$ 17,500	\$ 20,000	\$ 20,000	\$ 22,000	\$ 22,000	\$ 24,000	\$ 24,000
Traffic Signal - Capital Maintenance	\$ 335,000	\$ 30,000	\$ 30,000	\$ 30,000	\$ 30,000	\$ 0	\$ 30,000
Traffic Signal - McClure/North Upgrade	\$ 0	\$ 275,000	\$ 0	\$ 0	\$ 0	\$ 0	\$ 0
Traffic Signal - Preemption	\$ 340,000	\$ 42,500	\$ 42,500	\$ 42,500	\$ 42,500	\$ 0	\$ 42,500
University from Pioneer Parkway to Northmoor reconstruction	\$ 0	\$ 0	\$ 0	\$ 0	\$ 0	\$ 0	\$ 25,000,000
Washers and Dryers	\$ 0	\$ 46,000	\$ 0	\$ 0	\$ 0	\$ 0	\$ 0

BUDGET CALL 2022: Community Investment Plan (FY22 - 26)

Project Name	Past	2022	2023	2024	2025	2026	Future
Washington Street from Liberty to Main	\$ 0	\$ 0	\$ 165,000	\$ 920,000	\$ 0	\$ 0	\$ 0
Western Ave from Adams St to Lincoln Ave	\$ 11,405,000	\$ 2,860,000	\$ 500,000	\$ 0	\$ 0	\$ 0	\$ 0
Wisconsin Avenue from Forrest Hill to Republic	\$ 0	\$ 1,000,000	\$ 4,000,000	\$ 4,000,000	\$ 3,500,000	\$ 0	\$ 0
Total	\$ 111,599,019	\$ 65,754,314	\$ 45,670,650	\$ 55,300,503	\$ 37,908,500	\$ 33,114,000	\$ 263,177,500

BUDGET CALL 2022: Community Investment Plan (FY22 - 26)



Adams and Jefferson Signal Upgrade/ One-Way to Two Way Conversion

Purpose	The purpose of this project is to upgrade 8 downtown traffic signals on the Adams and Jefferson corridors and to convert Adams and Jefferson between Walnut and Hamilton from one-way to two-way traffic
Description	Adams Street and Jefferson Avenue through downtown Peoria have long been established as a one-way couple for traffic. This works well for bringing traffic into and out of downtown efficiently, but is not particularly business or pedestrian friendly. In recent years staff has already changed a portion of Adams and Jefferson, from Persimmon to Walnut, to two-way. In 2018 staff applied for and received Highway Safety Improvement Program (HSIP) funds (FY2020) to convert 8 intersections from post mounted to safer mast-arm mounted traffic signals, which includes the portion of the signals needed for two-way traffic. Leveraging these funds will assist the City in the effort to extend the conversion of these corridors to two-way traffic from Walnut to Hamilton.



Project Status	Department	Project Type	Criteria	Investment Status	Priority	Matrix Level	Council District(s)	QCT %
Approved	Public Works	Capital improvement - CB	Maintenance-Replacement	Existing			01	100

TName	Past	2022	2023	2024	2025	2026	Future	Total Amt
Expense								
Engineering	\$ 900,000	\$ 200,000	\$ 500,000	\$ 500,000	\$ 0	\$ 0	\$ 0	\$ 2,100,000
Construction	\$ 1,170,000	\$ 2,600,000	\$ 5,100,000	\$ 3,205,000	\$ 0	\$ 0	\$ 0	\$ 12,075,000
Land Acquisition	\$ 0	\$ 10,000	\$ 0	\$ 0	\$ 0	\$ 0	\$ 0	\$ 10,000
Other	\$ 0	\$ 20,000	\$ 20,000	\$ 20,000	\$ 0	\$ 0	\$ 0	\$ 60,000
	\$ 2,070,000	\$ 2,830,000	\$ 5,620,000	\$ 3,725,000	\$ 0	\$ 0	\$ 0	\$ 14,245,000

Funding								
Local Motor Fuel Tax	\$ 1,395,000	\$ 537,000	\$ 520,000	\$ 520,000	\$ 0	\$ 0	\$ 0	\$ 2,972,000
Federal Grant	\$ 0	\$ 600,000	\$ 600,000	\$ 605,000	\$ 0	\$ 0	\$ 0	\$ 1,805,000
State Motor Fuel Tax	\$ 675,000	\$ 1,093,000	\$ 4,400,000	\$ 2,500,000	\$ 0	\$ 0	\$ 0	\$ 8,668,000
Stormwater Utility	\$ 0	\$ 0	\$ 100,000	\$ 100,000	\$ 0	\$ 0	\$ 0	\$ 200,000
Central Business District TIF	\$ 0	\$ 600,000	\$ 0	\$ 0	\$ 0	\$ 0	\$ 0	\$ 600,000

	\$ 2,070,000	\$ 2,830,000	\$ 5,620,000	\$ 3,725,000	\$ 0	\$ 0	\$ 0	\$ 14,245,000
--	--------------	--------------	--------------	--------------	------	------	------	---------------

BUDGET CALL 2022: Community Investment Plan (FY22 - 26)

AED Monitors/Defibrillators



Purpose	This project is to replace the outdated AED/Defibrillators (1 Lifepak 12, remainder Lifepak 15's) over a five (5) year period.
Description	The Peoria Fire Department currently has twenty (20) AED/Defibrillators (Lifepak 15). The life expectancy of an AED/Defibrillator is five (5) to eight (8) years. The reliability of the machines and the amount of down time waiting on parts and repairs necessitates the replacement policy. Replacement of outdated AED/Defibrillators will be ongoing over the 5 year budget cycle. We will replace two (2) Lifepak 12's in 2022 that is no longer supported by maintenance or parts and then two (2) in each of the following years.



Project Status	Department	Project Type	Criteria	Investment Status	Priority	Matrix Level	Council District(s)	QCT %
Approved	Fire	Capital equipment - CB	Health-Safety-Welfare	Existing	High	Level 1	All	--

TName	Past	2022	2023	2024	2025	2026	Future	Total Amt
Expense								
Equipment	\$ 529,000	\$ 65,000	\$ 65,000	\$ 65,000	\$ 65,000	\$ 67,000	\$ 67,000	\$ 923,000
	\$ 529,000	\$ 65,000	\$ 65,000	\$ 65,000	\$ 65,000	\$ 67,000	\$ 67,000	\$ 923,000

Funding								
Capital	\$ 529,000	\$ 65,000	\$ 65,000	\$ 65,000	\$ 65,000	\$ 67,000	\$ 67,000	\$ 923,000
	\$ 529,000	\$ 65,000	\$ 65,000	\$ 65,000	\$ 65,000	\$ 67,000	\$ 67,000	\$ 923,000

BUDGET CALL 2022: Community Investment Plan (FY22 - 26)

Allen Rd Reconstruction from War Drive to Northmoor



Purpose	Reconstruction of the existing lanes of Allen Road from War Memorial Drive to Northmoor Rd.
Description	Allen Road between War Memorial Drive and Northmoor Road is in need of complete reconstruction. The existing concrete roadway was previously overlaid with hot-mix asphalt. Part of the roadway currently has a 5 mph warning sign due to its condition. A multi-use path will be added to the south side of the roadway to update the network from Northmoor to Charter Oak Road. Drainage improvements will also be completed. Design engineering will take place in 2022 and construction in 2023.



Project Status	Department	Project Type	Criteria	Investment Status	Priority	Matrix Level	Council District(s)	QCT %
Approved	Public Works	Public benefit - PB	Maintenance-Replacement	Existing	High		04, 05	0

TName	Past	2022	2023	2024	2025	2026	Future	Total Amt
Expense								
Engineering	\$ 0	\$ 400,000	\$ 400,000	\$ 0	\$ 0	\$ 0	\$ 0	\$ 800,000
Construction	\$ 0	\$ 2,000,000	\$ 2,000,000	\$ 0	\$ 0	\$ 0	\$ 0	\$ 4,000,000
Other	\$ 0	\$ 10,000	\$ 10,000	\$ 0	\$ 0	\$ 0	\$ 0	\$ 20,000
Land Acquisition	\$ 0	\$ 10,000	\$ 0	\$ 0	\$ 0	\$ 0	\$ 0	\$ 10,000
	\$ 0	\$ 2,420,000	\$ 2,410,000	\$ 0	\$ 0	\$ 0	\$ 0	\$ 4,830,000

Funding								
State Motor Fuel Tax	\$ 0	\$ 0	\$ 0	\$ 0	\$ 0	\$ 0	\$ 0	\$ 0
Local Motor Fuel Tax	\$ 0	\$ 2,420,000	\$ 2,210,000	\$ 0	\$ 0	\$ 0	\$ 0	\$ 4,630,000
Stormwater Utility	\$ 0	\$ 0	\$ 200,000	\$ 0	\$ 0	\$ 0	\$ 0	\$ 200,000
	\$ 0	\$ 2,420,000	\$ 2,410,000	\$ 0	\$ 0	\$ 0	\$ 0	\$ 4,830,000

BUDGET CALL 2022: Community Investment Plan (FY22 - 26)

Bannon House



Purpose	To make necessary improvements to the resident officer house (The Bannon House). The repairs are to keep the house up to good standards.
Description	2022: work will include painting the exterior siding (\$30,000).



Project Status	Department	Project Type	Criteria	Investment Status	Priority	Matrix Level	Council District(s)	QCT %
Approved	Public Works	Facilities	Maintenance-Replacement	Existing	High	Level 1	02	100

TName	Past	2022	2023	2024	2025	2026	Future	Total Amt
Expense								
Construction	\$ 140,000	\$ 30,000	\$ 0	\$ 0	\$ 0	\$ 0	\$ 0	\$ 170,000
	\$ 140,000	\$ 30,000	\$ 0	\$ 0	\$ 0	\$ 0	\$ 0	\$ 170,000

Funding								
General Obligation Bonds	\$ 0	\$ 30,000	\$ 0	\$ 0	\$ 0	\$ 0	\$ 0	\$ 30,000
Capital	\$ 140,000	\$ 0	\$ 0	\$ 0	\$ 0	\$ 0	\$ 0	\$ 140,000
	\$ 140,000	\$ 30,000	\$ 0	\$ 0	\$ 0	\$ 0	\$ 0	\$ 170,000

BUDGET CALL 2022: Community Investment Plan (FY22 - 26)

Bicycle Plan Implementation Program



Purpose	This program is for the implementation of a consolidated citywide Bicycle Master Plan.
Description	The City of Peoria receives a growing number of requests to stripe bike lanes on City streets. A consolidated bike plan for the entire City helps to accommodate these requests, where applicable, and ensure that the City's bike network is a safe and interconnected system for both recreational and commuter bicyclist. Additionally, the plan provides the City a means to further implement complete streets ideals within the community. The City hired Alta Planning + Design to work with staff to develop a Bicycle Master Plan to set priorities and guide future planning of bike facilities. This plan was adopted by City Council in 2016. This program will allow staff to continue to plan and implement bike facilities throughout the community. This program will impact the operating budget annually, by requiring additional pavement marking and signage maintenance for the bicycle facilities.



Project Status	Department	Project Type	Criteria	Investment Status	Priority	Matrix Level	Council District(s)	QCT %
Approved	Public Works	Capital improvement - CB	Health-Safety-Welfare	Existing	High		All	--

TName	Past	2022	2023	2024	2025	2026	Future	Total Amt
Expense								
Construction	\$ 190,000	\$ 50,000	\$ 50,000	\$ 50,000	\$ 50,000	\$ 50,000	\$ 50,000	\$ 490,000
Engineering	\$ 90,000	\$ 15,000	\$ 15,000	\$ 15,000	\$ 15,000	\$ 15,000	\$ 15,000	\$ 180,000
	\$ 280,000	\$ 65,000	\$ 65,000	\$ 65,000	\$ 65,000	\$ 65,000	\$ 65,000	\$ 670,000

Funding								
Local Motor Fuel Tax	\$ 280,000	\$ 65,000	\$ 65,000	\$ 65,000	\$ 65,000	\$ 65,000	\$ 65,000	\$ 670,000
	\$ 280,000	\$ 65,000	\$ 65,000	\$ 65,000	\$ 65,000	\$ 65,000	\$ 65,000	\$ 670,000

Impact								
Budget Impact	\$ 3,000	\$ 1,500	\$ 1,500	\$ 1,500	\$ 1,500	\$ 0	\$ 1,500	\$ 10,500
	\$ 3,000	\$ 1,500	\$ 1,500	\$ 1,500	\$ 1,500	\$ 0	\$ 1,500	\$ 10,500

BUDGET CALL 2022: Community Investment Plan (FY22 - 26)



Channel Stabilization - Springdale Cemetery Supplemental Environmental Project (SEP)

Purpose	This supplemental environmental project (SEP) is being constructed in lieu of the CSO Consent Decree Illinois EPA penalty. It is required as part of the Consent Decree.
Description	A small reach of Turkey Creek in Springdale Cemetery, south of the black bridge, will be stabilized to reduce bluff and stream erosion. The project includes a pool and riffle complex and reconstruction of both sides of the channel bank with a focus on enhancing the natural bank and providing a restored streambank through green practices. Additional design features will be included to focus on the restoration of habitat and preservation of native species. The project includes providing grade controls and profile/habitat restoration to protect the soft soils in the ravine. Approximately 400 lineal feet is proposed for treatment where the gulley erosion has been identified as the most extreme. The project scope will be limited to providing grade control and erosion protection, and the existing sidewalk will remain. Project includes post construction monitoring.



Project Status	Department	Project Type	Criteria	Investment Status	Priority	Matrix Level	Council District(s)	QCT %
Approved	Public Works	Drainage - D	Health-Safety-Welfare	New			03	0

TName	Past	2022	2023	2024	2025	2026	Future	Total Amt
Expense								
Construction	\$ 0	\$ 206,000	\$ 0	\$ 0	\$ 0	\$ 0	\$ 0	\$ 206,000
Engineering	\$ 0	\$ 35,000	\$ 10,000	\$ 0	\$ 0	\$ 0	\$ 0	\$ 45,000
Other	\$ 0	\$ 10,000	\$ 2,500	\$ 0	\$ 0	\$ 0	\$ 0	\$ 12,500
	\$ 0	\$ 251,000	\$ 12,500	\$ 0	\$ 0	\$ 0	\$ 0	\$ 263,500


Funding								
Stormwater Utility	\$ 0	\$ 251,000	\$ 12,500	\$ 0	\$ 0	\$ 0	\$ 0	\$ 263,500
	\$ 0	\$ 251,000	\$ 12,500	\$ 0	\$ 0	\$ 0	\$ 0	\$ 263,500

BUDGET CALL 2022: Community Investment Plan (FY22 - 26)

City Hall



Purpose	To make necessary improvements to City Hall, structural improvement to deteriorating portions of the building, and the continuing upgrade of the office spaces in the building.
Description	2022: Last phase remodel of the Treasurer's remodel and replacement of the chilled water pumps (\$60,000); tuckpointing and replacing the red sandstone (\$100,000); replacement of HVAC heating pumps (\$20,000); and replacing the access control the is no longer supported by the manufacture. (\$20,000); replacement of the 2nd story flat roof (40,000); and replacement of the roof around the belltower (30,000). 2024: Continued interior renovations (\$726,000); tuckpointing and sandstone replacement (50,000); and domestic plumbing water, waste and Vent replacement (10,000).



Project Status	Department	Project Type	Criteria	Investment Status	Priority	Matrix Level	Council District(s)	QCT %
Approved	Public Works	Facilities	Maintenance-Replacement	Existing	Medium	Level 2	01	100

TName	Past	2022	2023	2024	2025	2026	Future	Total Amt
Expense								
Construction	\$ 280,000	\$ 270,000	\$ 0	\$ 786,000	\$ 0	\$ 0	\$ 0	\$ 1,336,000
	\$ 280,000	\$ 270,000	\$ 0	\$ 786,000	\$ 0	\$ 0	\$ 0	\$ 1,336,000

Funding								
General Obligation Bonds	\$ 0	\$ 270,000	\$ 0	\$ 786,000	\$ 0	\$ 0	\$ 0	\$ 1,056,000
Capital	\$ 280,000	\$ 0	\$ 0	\$ 0	\$ 0	\$ 0	\$ 0	\$ 280,000
	\$ 280,000	\$ 270,000	\$ 0	\$ 786,000	\$ 0	\$ 0	\$ 0	\$ 1,336,000

Impact								
Budget Impact	(\$ 8,140)	(\$ 1,677)	\$ 0	\$ 0	\$ 0	\$ 0	\$ 0	(\$ 9,818)
	(\$ 8,140)	(\$ 1,677)	\$ 0	\$ 0	\$ 0	\$ 0	\$ 0	(\$ 9,818)

BUDGET CALL 2022: Community Investment Plan (FY22 - 26)

Combined and Sanitary Sewer Asset Management



Purpose Evaluate the location and condition of combined / sanitary sewer assets and prioritize / coordinate repairs and combined sewer overflow (CSO) reduction projects with other planned improvements.

Description This project will locate and assess the condition of combined and sanitary sewer assets such as pipes, manholes, and CSO remedial measures including green infrastructure. These assets along with the Pavement Condition Index (PCI) of the roads, and the condition of the other assets will be used for strategic, long range planning to maximize cost-effectiveness of the annual, mandated CSO reduction projects and associated co-benefits.



Project Status	Department	Project Type	Criteria	Investment Status	Priority	Matrix Level	Council District(s)	QCT %
Approved	Public Works	Sewer - S	Maintenance-Replacement	New			All	100

TName	Past	2022	2023	2024	2025	2026	Future	Total Amt
Expense								
Other	\$ 0	\$ 15,000	\$ 15,000	\$ 15,000	\$ 15,000	\$ 15,000	\$ 15,000	\$ 90,000
Engineering	\$ 0	\$ 150,000	\$ 150,000	\$ 150,000	\$ 150,000	\$ 150,000	\$ 150,000	\$ 900,000
	\$ 0	\$ 165,000	\$ 165,000	\$ 165,000	\$ 165,000	\$ 165,000	\$ 165,000	\$ 990,000

Funding								
Sewer Fees	\$ 0	\$ 165,000	\$ 165,000	\$ 165,000	\$ 165,000	\$ 165,000	\$ 165,000	\$ 990,000
	\$ 0	\$ 165,000	\$ 165,000	\$ 165,000	\$ 165,000	\$ 165,000	\$ 165,000	\$ 990,000

BUDGET CALL 2022: Community Investment Plan (FY22 - 26)

Combined Sewer Outfall Televising



Purpose	Televising the existing combined sewer outfall pipes in order to determine the condition of the pipes
Description	In the fall of 2018, one of the combined sewer outfall pipes failed at the river's edge, compromising the adjacent railroad tracks. City crews were mobilized to televise the pipe; however, our equipment was not adequate to complete the task. Budgeting for this work will allow us to be better prepared to address any potential failures before they occur thus saving money long term. An estimate completed in 2019 determined that additional funds are needed to televise all large diameter, combined sewer outfalls.



Project Status	Department	Project Type	Criteria	Investment Status	Priority	Matrix Level	Council District(s)	QCT %
Approved	Public Works	Sewer - S	Maintenance-Replacement	Existing	High		01, 02, 03	100

TName	Past	2022	2023	2024	2025	2026	Future	Total Amt
Expense								
Construction	\$ 0	\$ 750,000	\$ 750,000	\$ 750,000	\$ 750,000	\$ 750,000	\$ 0	\$ 3,750,000
Engineering	\$ 0	\$ 90,000	\$ 90,000	\$ 90,000	\$ 90,000	\$ 90,000	\$ 0	\$ 450,000
Other	\$ 0	\$ 15,000	\$ 15,000	\$ 15,000	\$ 15,000	\$ 15,000	\$ 0	\$ 75,000
	\$ 0	\$ 855,000	\$ 855,000	\$ 855,000	\$ 855,000	\$ 855,000	\$ 0	\$ 4,275,000

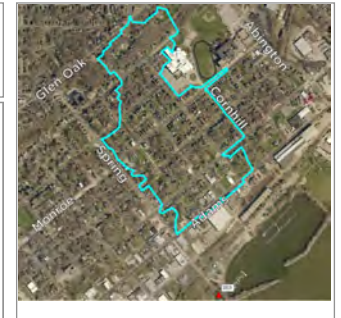
Funding								
Sewer Fees	\$ 0	\$ 855,000	\$ 855,000	\$ 855,000	\$ 855,000	\$ 855,000	\$ 0	\$ 4,275,000
	\$ 0	\$ 855,000	\$ 855,000	\$ 855,000	\$ 855,000	\$ 855,000	\$ 0	\$ 4,275,000

BUDGET CALL 2022: Community Investment Plan (FY22 - 26)

Combined Sewer Overflow Reduction Year 1 Project



Purpose	Construct the first year of combined sewer overflow (CSO) projects to reduce combined sewage discharges to the Illinois River as required by the Consent Decree.
Description	The Year 1 green infrastructure project consists of permeable pavement and bioswales in the right-of-way to manage stormwater and reduce CSO discharges. The project is located between Adams Street, Glen Oak Avenue, Spring Street, and Cornhill Street. Permeable paver blocks will be installed in the parking lanes and bioswale bumpouts will be installed at some intersection approaches. The project includes trees and some new curb and gutter.



Project Status	Department	Project Type	Criteria	Investment Status	Priority	Matrix Level	Council District(s)	QCT %
Approved	Public Works	Sewer - S	Health-Safety-Welfare	Existing			01	100

TName	Past	2022	2023	2024	2025	2026	Future	Total Amt
Expense								
Construction	\$ 0	\$ 4,500,000	\$ 0	\$ 0	\$ 0	\$ 0	\$ 0	\$ 4,500,000
Engineering	\$ 0	\$ 450,000	\$ 0	\$ 0	\$ 0	\$ 0	\$ 0	\$ 450,000
Other	\$ 0	\$ 20,000	\$ 0	\$ 0	\$ 0	\$ 0	\$ 0	\$ 20,000
	\$ 0	\$ 4,970,000	\$ 0	\$ 0	\$ 0	\$ 0	\$ 0	\$ 4,970,000

Funding								
IEPA (CSO) Loan	\$ 0	\$ 4,950,000	\$ 0	\$ 0	\$ 0	\$ 0	\$ 0	\$ 4,950,000
Sewer Fees	\$ 0	\$ 20,000	\$ 0	\$ 0	\$ 0	\$ 0	\$ 0	\$ 20,000
	\$ 0	\$ 4,970,000	\$ 0	\$ 0	\$ 0	\$ 0	\$ 0	\$ 4,970,000

BUDGET CALL 2022: Community Investment Plan (FY22 - 26)



Computers and Technology - Hardware & User Device Re-Capitalization

Purpose	To purchase, upgrade and install the hardware necessary to ensure continuity of service and assist departments with their daily functions.
Description	Hardware is constantly evolving and improving. The City is responsible for updating equipment when the cost of maintenance and loss of productivity is greater than the replacement cost. Hardware includes PCs, monitors, network printers, ipads and scanners. Software is moving towards greater dependence on web browsers, this trend means older computers and ipads do not always work with newer software versions. City staff needs to have the proper tools to perform their jobs and ultimately improve customer service for our citizens.



Project Status	Department	Project Type	Criteria	Investment Status	Priority	Matrix Level	Council District(s)	QCT %
Approved	Information Systems	Capital equipment - CB	Maintenance-Replacement	Existing	High	Level 1	All	--

TName	Past	2022	2023	2024	2025	2026	Future	Total Amt
Expense								
Equipment	\$ 2,742,550	\$ 225,000	\$ 225,000	\$ 225,000	\$ 225,000	\$ 225,000	\$ 225,000	\$ 4,092,550
	\$ 2,742,550	\$ 225,000	\$ 225,000	\$ 225,000	\$ 225,000	\$ 225,000	\$ 225,000	\$ 4,092,550

Funding								
Capital	\$ 2,742,550	\$ 225,000	\$ 225,000	\$ 225,000	\$ 225,000	\$ 225,000	\$ 225,000	\$ 4,092,550
	\$ 2,742,550	\$ 225,000	\$ 225,000	\$ 225,000	\$ 225,000	\$ 225,000	\$ 225,000	\$ 4,092,550

BUDGET CALL 2022: Community Investment Plan (FY22 - 26)

Computers and Technology - VOIP Telephone System



Purpose	Upgrade the Telephone System to VOIP
Description	This project will upgrade and improvement our current telephone system Voice over Internet Protocol Switching to VoIP allows for 1. mobility (e.g. phones work anyway there is internet), 2. lower costs (e.g. equipment is readily available), 3. Scalability (e.g. accounts can be removed created remotely by IS), 4. Versatility (e.g. seamless integration with Microsoft Teams), 5. Flexibility (e.g. allow us to provide permissions to designated staff in each department) Denial of this project will jeopardize reliable communication, security, and safety throughout the city. We recently had an outage of inbound calls that lasted 18 hours. The following evening the phone system was down again for another 3 hours. It is not feasible for limited staff to maintain the obsolete phone system anymore.



Project Status	Department	Project Type	Criteria	Investment Status	Priority	Matrix Level	Council District(s)	QCT %
Approved	Information Systems	Equipment/Tech	Maintenance-Replacement	New	High	Level 1	All	--

TName	Past	2022	2023	2024	2025	2026	Future	Total Amt
Expense								
Other	\$ 0	\$ 300,000	\$ 150,000	\$ 0	\$ 0	\$ 0	\$ 0	\$ 450,000
	\$ 0	\$ 300,000	\$ 150,000	\$ 0	\$ 0	\$ 0	\$ 0	\$ 450,000

Funding								
Capital	\$ 0	\$ 300,000	\$ 150,000	\$ 0	\$ 0	\$ 0	\$ 0	\$ 450,000
	\$ 0	\$ 300,000	\$ 150,000	\$ 0	\$ 0	\$ 0	\$ 0	\$ 450,000

BUDGET CALL 2022: Community Investment Plan (FY22 - 26)

Computers and Technology - Website/App



Purpose	Allow information distribution and citizen engagement online.
Description	<p>The City's website is a tool that is used to disseminate information to citizens. This information can be in the form of calendars, meeting agendas and minutes, news posts, critical information on an on-going event such as flooding, forms, FOIA info and much more. Peoriagov.org was last revamped in 2013. In the past 8 years technology has changed significantly. An upgrade would include modernizing the website, improving functionality, ensuring accessibility compliance, guaranteeing it works on all major devices and operating systems. This will create a more robust and easier to use website for our visitors. We currently receive approximately 250,000 visits to our site per year.</p> <p>Evaluate and possibly consolidate all City of Peoria websites outside of Peoriagov.org for uniformity, centralize our services, and create a more manageable web presence.</p> <p>The PeoriaCares app is a citizen reporting tool. As iOS and Android versions have been upgraded, the app needs to be upgraded to matc</p>



Project Status	Department	Project Type	Criteria	Investment Status	Priority	Matrix Level	Council District(s)	QCT %
Approved	Information Systems	Capital improvement - CB	Expansion of Existing Program	Existing	High	Level 2	All	--

TName	Past	2022	2023	2024	2025	2026	Future	Total Amt
Expense								
Other	\$ 90,000	\$ 60,000	\$ 0	\$ 0	\$ 0	\$ 0	\$ 100,000	\$ 250,000
	\$ 90,000	\$ 60,000	\$ 0	\$ 0	\$ 0	\$ 0	\$ 100,000	\$ 250,000

Funding								
TName	Past	2022	2023	2024	2025	2026	Future	Total Amt
Capital	\$ 90,000	\$ 60,000	\$ 0	\$ 0	\$ 0	\$ 0	\$ 100,000	\$ 250,000
	\$ 90,000	\$ 60,000	\$ 0	\$ 0	\$ 0	\$ 0	\$ 100,000	\$ 250,000

BUDGET CALL 2022: Community Investment Plan (FY22 - 26)

Computers and Technology - Wireless & Wired Network



Purpose	Allow wireless connections in all city buildings.
Description	As technology evolves users including employees, vendors, citizens and presenters rely heavily on wireless and wired connections. Our system is antiquated and does not meet current needs. This project would upgrade City Hall, Police Department, Public Works, Fire Central, Municipal Services and all other city building to ensure full coverage of reliable wireless and wired connections. This will also recapitalize and modernize our wired network to manage the increased demands of modern computing, telephony, software and applications.



Project Status	Department	Project Type	Criteria	Investment Status	Priority	Matrix Level	Council District(s)	QCT %
Approved	Information Systems	Capital equipment - CB	Maintenance-Replacement	Existing	High	Level 1	All	--

TName	Past	2022	2023	2024	2025	2026	Future	Total Amt
Expense								
Equipment	\$ 55,000	\$ 55,000	\$ 60,000	\$ 60,000	\$ 65,000	\$ 65,000	\$ 10,000	\$ 370,000
	\$ 55,000	\$ 55,000	\$ 60,000	\$ 60,000	\$ 65,000	\$ 65,000	\$ 10,000	\$ 370,000

Funding								
Capital	\$ 55,000	\$ 55,000	\$ 60,000	\$ 60,000	\$ 65,000	\$ 65,000	\$ 10,000	\$ 370,000
	\$ 55,000	\$ 55,000	\$ 60,000	\$ 60,000	\$ 65,000	\$ 65,000	\$ 10,000	\$ 370,000

BUDGET CALL 2022: Community Investment Plan (FY22 - 26)

Concrete Lined Drainage Channel Repairs (Florence-Merle-Richwoods)



Purpose	Remove the concrete channel in the Florence Addition & G. Johnson subdivisions that crosses Florence and Merle Lane.
Description	The existing 600 foot long concrete channel constructed by the City of Peoria in 1980 on private property has deteriorated and is reducing the flow capacity of the stream. Permanent Easements are not recorded along the channel length. Engineering studies provided two alternatives to replace the existing channel. Option 1 at \$1.3 million requires the purchase of 3 houses and construction of a natural channel with flood storage areas. Option 2 at \$1.0 million constructs a box culvert to carry upstream flow and a shallow channel for neighborhood runoff.



Project Status	Department	Project Type	Criteria	Investment Status	Priority	Matrix Level	Council District(s)	QCT %
Approved	Public Works	Drainage - D	Maintenance-Replacement	Existing			02	0

TName	Past	2022	2023	2024	2025	2026	Future	Total Amt
Expense								
Engineering	\$ 105,000	\$ 9,000	\$ 65,000	\$ 0	\$ 0	\$ 0	\$ 0	\$ 179,000
Land Acquisition	\$ 0	\$ 510,000	\$ 0	\$ 0	\$ 0	\$ 0	\$ 0	\$ 510,000
Construction	\$ 420,000	\$ 0	\$ 250,000	\$ 0	\$ 0	\$ 0	\$ 0	\$ 670,000
Other	\$ 35,000	\$ 0	\$ 0	\$ 0	\$ 0	\$ 0	\$ 0	\$ 35,000
	\$ 560,000	\$ 519,000	\$ 315,000	\$ 0	\$ 0	\$ 0	\$ 0	\$ 1,394,000

Funding								
Stormwater Utility	\$ 560,000	\$ 519,000	\$ 315,000	\$ 0	\$ 0	\$ 0	\$ 0	\$ 1,394,000
	\$ 560,000	\$ 519,000	\$ 315,000	\$ 0	\$ 0	\$ 0	\$ 0	\$ 1,394,000

BUDGET CALL 2022: Community Investment Plan (FY22 - 26)

Consent Decree Combined Sewer Overflow Reduction



Purpose	Compliance with USEPA and IEPA Consent Decree requirements to reduce overflows of combined sewage into the Illinois River, per the Clean Water Act.
Description	The City of Peoria's combined sewer system and associated combined sewer overflows (CSO) are regulated by the USEPA and IEPA. In accordance with the Consent Decree, the City will construct CSO reduction projects over an 18-year implementation period, from 2022 through 2039. CSO reduction projects are anticipated to include permeable pavement, bioswales, stormwater trees, in-system storage, and offline storage, with an estimated capital cost of \$109 million in 2018 dollars. The Consent Decree requires ongoing flow monitoring, data analysis, publication of current data / notifications to the public via a public website, and CSO annual reports. "Other" costs include the ongoing flow monitoring and legal fees. The majority of the funding is anticipated to through IEPA low interest loans currently at 1.1% interest.



Project Status	Department	Project Type	Criteria	Investment Status	Priority	Matrix Level	Council District(s)	QCT %
Approved	Public Works	Sewer - S	Health-Safety-Welfare	Existing	High		01, 02, 03	100

TName	Past	2022	2023	2024	2025	2026	Future	Total Amt
Expense								
Construction	\$ 12,475,000	\$ 0	\$ 6,000,000	\$ 6,000,000	\$ 6,000,000	\$ 6,000,000	\$ 86,000,000	\$ 122,475,000
Engineering	\$ 9,720,500	\$ 790,000	\$ 1,240,000	\$ 1,240,000	\$ 1,240,000	\$ 1,240,000	\$ 16,120,000	\$ 31,590,500
Equipment	\$ 300,000	\$ 0	\$ 0	\$ 0	\$ 0	\$ 0	\$ 0	\$ 300,000
Other	\$ 1,010,000	\$ 605,000	\$ 405,000	\$ 405,000	\$ 405,000	\$ 405,000	\$ 5,265,000	\$ 8,500,000
	\$ 23,505,500	\$ 1,395,000	\$ 7,645,000	\$ 7,645,000	\$ 7,645,000	\$ 7,645,000	\$ 107,385,000	\$ 162,865,500

Funding								
Sewer Fees	\$ 23,505,500	\$ 0	\$ 310,000	\$ 310,000	\$ 310,000	\$ 310,000	\$ 0	\$ 24,745,500
Other Funding Sources	\$ 0	\$ 0	\$ 0	\$ 0	\$ 0	\$ 0	\$ 107,385,000	\$ 107,385,000
IEPA (CSO) Loan	\$ 0	\$ 1,395,000	\$ 7,335,000	\$ 7,335,000	\$ 7,335,000	\$ 7,335,000	\$ 0	\$ 30,735,000
	\$ 23,505,500	\$ 1,395,000	\$ 7,645,000	\$ 7,645,000	\$ 7,645,000	\$ 7,645,000	\$ 107,385,000	\$ 162,865,500

BUDGET CALL 2022: Community Investment Plan (FY22 - 26)



Copiers

Purpose	This project is the consolidated request from various departments within the City for new copy machines. The Purchasing Division maintains a five (5) year replacement strategy for City copiers.
Description	Individual departments have identified their specific copier needs outside the services provided by Central Services.



Project Status	Department	Project Type	Criteria	Investment Status	Priority	Matrix Level	Council District(s)	QCT %
Approved	Finance	Capital improvement - CB	Maintenance-Replacement	Existing	Medium		All	--

TName	Past	2022	2023	2024	2025	2026	Future	Total Amt
Expense								
Equipment	\$ 371,500	\$ 28,000	\$ 34,000	\$ 33,500	\$ 15,000	\$ 25,000	\$ 25,000	\$ 532,000
	\$ 371,500	\$ 28,000	\$ 34,000	\$ 33,500	\$ 15,000	\$ 25,000	\$ 25,000	\$ 532,000

Funding								
Capital	\$ 371,500	\$ 28,000	\$ 34,000	\$ 33,500	\$ 15,000	\$ 25,000	\$ 25,000	\$ 532,000
	\$ 371,500	\$ 28,000	\$ 34,000	\$ 33,500	\$ 15,000	\$ 25,000	\$ 25,000	\$ 532,000

BUDGET CALL 2022: Community Investment Plan (FY22 - 26)

CPAT Building



Purpose The purpose of this project is to have a building that the fire department can have the CPAT (Certified Physical Agility Testing) set up for practice and testing purposes.

Description Per the directive of the City Council, the PFD must hold an entrance exam each year. A requirement of that exam is a current CPAT card. The City of Peoria has spent a large amount of money to purchase the CPAT equipment and we have no place to set it up each year. Currently we are renting any facility we can find again spending a large amount of money to rent the space and the equipment is already showing wear from putting it up and taking it down each time. This project would be to construct a Morton style building on the grounds of the Peoria Fire Training Academy to house the CPAT and do other needed training.



Project Status	Department	Project Type	Criteria	Investment Status	Priority	Matrix Level	Council District(s)	QCT %
Approved	Public Works	Capital improvement - CB	Expansion of Existing Program	New	High	Level 2	03	0

TName	Past	2022	2023	2024	2025	2026	Future	Total Amt
Expense								
Construction	\$ 0	\$ 625,000	\$ 0	\$ 0	\$ 0	\$ 0	\$ 0	\$ 625,000
	\$ 0	\$ 625,000	\$ 0	\$ 0	\$ 0	\$ 0	\$ 0	\$ 625,000


Funding								
General Obligation Bonds	\$ 0	\$ 625,000	\$ 0	\$ 0	\$ 0	\$ 0	\$ 0	\$ 625,000
	\$ 0	\$ 625,000	\$ 0	\$ 0	\$ 0	\$ 0	\$ 0	\$ 625,000

BUDGET CALL 2022: Community Investment Plan (FY22 - 26)

Culvert at Abington St. and Madison Ave.



Purpose	Construct a new culvert extension upstream of the railroad culvert to correct property damage caused by stream erosion.
Description	Construction of approximately 75 feet of 96" diameter pipe culvert, headwall, and junction structure. Property acquisition is also required to allow for the construction and access for future maintenance.



Project Status	Department	Project Type	Criteria	Investment Status	Priority	Matrix Level	Council District(s)	QCT %
Approved	Public Works	Drainage - D	Maintenance-Replacement	New			01	100

TName	Past	2022	2023	2024	2025	2026	Future	Total Amt
Expense								
Construction	\$ 0	\$ 850,000	\$ 0	\$ 0	\$ 0	\$ 0	\$ 0	\$ 850,000
Engineering	\$ 0	\$ 85,000	\$ 0	\$ 0	\$ 0	\$ 0	\$ 0	\$ 85,000
Land Acquisition	\$ 0	\$ 140,000	\$ 0	\$ 0	\$ 0	\$ 0	\$ 0	\$ 140,000
Other	\$ 0	\$ 5,000	\$ 0	\$ 0	\$ 0	\$ 0	\$ 0	\$ 5,000
	\$ 0	\$ 1,080,000	\$ 0	\$ 0	\$ 0	\$ 0	\$ 0	\$ 1,080,000

Funding								
Stormwater Utility	\$ 0	\$ 1,080,000	\$ 0	\$ 0	\$ 0	\$ 0	\$ 0	\$ 1,080,000
	\$ 0	\$ 1,080,000	\$ 0	\$ 0	\$ 0	\$ 0	\$ 0	\$ 1,080,000

BUDGET CALL 2022: Community Investment Plan (FY22 - 26)



Culvert at Glen and Sheridan

Purpose	Replace the 1930 era 5 foot by 6 foot concrete box culvert carrying Branch C of Dry Run Creek under Glen Avenue. Culvert is approximately 180 feet west of Sheridan Road.
Description	During the Glen and Sheridan culvert project, the oldest segment of the culvert system at this location was found to be in poor condition. This project will include design engineering, construction of approximately 100 feet of 72" diameter pipe and related pavement restoration, and construction engineering.



Project Status	Department	Project Type	Criteria	Investment Status	Priority	Matrix Level	Council District(s)	QCT %
Approved	Public Works	Drainage - D	Maintenance-Replacement	New			03	0

TName	Past	2022	2023	2024	2025	2026	Future	Total Amt
Expense								
Engineering	\$ 0	\$ 80,000	\$ 80,000	\$ 0	\$ 0	\$ 0	\$ 0	\$ 160,000
Other	\$ 0	\$ 10,000	\$ 10,000	\$ 0	\$ 0	\$ 0	\$ 0	\$ 20,000
Construction	\$ 0	\$ 0	\$ 850,000	\$ 0	\$ 0	\$ 0	\$ 0	\$ 850,000
	\$ 0	\$ 90,000	\$ 940,000	\$ 0	\$ 0	\$ 0	\$ 0	\$ 1,030,000

Funding								
Stormwater Utility	\$ 0	\$ 90,000	\$ 940,000	\$ 0	\$ 0	\$ 0	\$ 0	\$ 1,030,000
	\$ 0	\$ 90,000	\$ 940,000	\$ 0	\$ 0	\$ 0	\$ 0	\$ 1,030,000

BUDGET CALL 2022: Community Investment Plan (FY22 - 26)



Culvert at Merle & Knoxville

Purpose	Replace the culvert under Merle Lane located 100 feet west of Knoxville Avenue.
Description	The East Branch of Dry Run Creek is parallel to and along the west side of Knoxville Avenue between War Memorial Drive and Forrest Hill. The existing corrugated metal pipe culvert has deteriorated and the adjacent slopes have eroded which has required the closure of Merle Lane. This project will build a new culvert, stabilize the channel, and reconstruct the Merle Lane pavement.



Project Status	Department	Project Type	Criteria	Investment Status	Priority	Matrix Level	Council District(s)	QCT %
Approved	Public Works	Drainage - D	Maintenance-Replacement	Existing			02	0

TName	Past	2022	2023	2024	2025	2026	Future	Total Amt
Expense								
Construction	\$ 600,000	\$ 0	\$ 0	\$ 0	\$ 0	\$ 0	\$ 0	\$ 600,000
Engineering	\$ 75,000	\$ 0	\$ 0	\$ 0	\$ 0	\$ 0	\$ 0	\$ 75,000
Other	\$ 25,000	\$ 0	\$ 0	\$ 0	\$ 0	\$ 0	\$ 0	\$ 25,000
	\$ 700,000	\$ 0	\$ 0	\$ 0	\$ 0	\$ 0	\$ 0	\$ 700,000

Funding								
Stormwater Utility	\$ 700,000	\$ 0	\$ 0	\$ 0	\$ 0	\$ 0	\$ 0	\$ 700,000
	\$ 700,000	\$ 0	\$ 0	\$ 0	\$ 0	\$ 0	\$ 0	\$ 700,000

BUDGET CALL 2022: Community Investment Plan (FY22 - 26)

Deerbrook Drive Green Street



Purpose	Deerbrook is in need of repair and will be converted into a green street.
Description	Deerbrook has a PCI of 37 and is in need or repair. This project will convert Deerbrook into a green street. The project will be monitored for maintenance needs and how the green street materials perform.



Project Status	Department	Project Type	Criteria	Investment Status	Priority	Matrix Level	Council District(s)	QCT %
Approved	Public Works	Drainage - D	Maintenance-Replacement	New			05	0

TName	Past	2022	2023	2024	2025	2026	Future	Total Amt
Expense								
Land Acquisition	\$ 0	\$ 25,000	\$ 0	\$ 0	\$ 0	\$ 0	\$ 0	\$ 25,000
Engineering	\$ 0	\$ 900,000	\$ 300,000	\$ 0	\$ 0	\$ 0	\$ 0	\$ 1,200,000
Construction	\$ 0	\$ 2,500,000	\$ 2,500,000	\$ 0	\$ 0	\$ 0	\$ 0	\$ 5,000,000
Other	\$ 0	\$ 20,000	\$ 20,000	\$ 0	\$ 0	\$ 0	\$ 0	\$ 40,000
	\$ 0	\$ 3,445,000	\$ 2,820,000	\$ 0	\$ 0	\$ 0	\$ 0	\$ 6,265,000


Funding								
Stormwater Utility	\$ 0	\$ 3,445,000	\$ 2,820,000	\$ 0	\$ 0	\$ 0	\$ 0	\$ 6,265,000
	\$ 0	\$ 3,445,000	\$ 2,820,000	\$ 0	\$ 0	\$ 0	\$ 0	\$ 6,265,000

BUDGET CALL 2022: Community Investment Plan (FY22 - 26)

Demolition & Clearance



Purpose	Demolition of blighting properties and clearance of blighting scrub trees, fences, and other development remnants.
Description	Abandoned structures throughout Peoria are eyesores, potential criminal havens, and generally detract from the properties in the surrounding area that are maintained. While progress has been made over the past few years in demolishing a good number of these structures, there are many more that need to be removed as part of the revitalization of Peoria. In addition to blighting structures, there are many instances where remnants of structures or development have been left behind after demolition. These include scrub trees and shrubs, old fences, foundation walls, and other blighting factors. Removing these elements along with structures will allow for an open and clean vista for property owners who are maintaining their properties.



Project Status	Department	Project Type	Criteria	Investment Status	Priority	Matrix Level	Council District(s)	QCT %
Approved	Community Development	Community development - E	Health-Safety-Welfare	Existing	High	Level 1	01, 02, 03	100

TName	Past	2022	2023	2024	2025	2026	Future	Total Amt
Expense								
Other	\$ 1,525,000	\$ 1,000,000	\$ 1,000,000	\$ 1,000,000	\$ 1,000,000	\$ 1,000,000	\$ 1,000,000	\$ 7,525,000
	\$ 1,525,000	\$ 1,000,000	\$ 1,000,000	\$ 1,000,000	\$ 1,000,000	\$ 1,000,000	\$ 1,000,000	\$ 7,525,000

Funding								
Capital	\$ 1,525,000	\$ 0	\$ 0	\$ 1,000,000	\$ 1,000,000	\$ 1,000,000	\$ 1,000,000	\$ 5,525,000
Federal Grant	\$ 0	\$ 1,000,000	\$ 1,000,000	\$ 0	\$ 0	\$ 0	\$ 0	\$ 2,000,000
	\$ 1,525,000	\$ 1,000,000	\$ 1,000,000	\$ 1,000,000	\$ 1,000,000	\$ 1,000,000	\$ 1,000,000	\$ 7,525,000

BUDGET CALL 2022: Community Investment Plan (FY22 - 26)

Depot Street



Purpose	Construct Depot Street from Oak Street to Persimmon Street
Description	Construct Depot Street to provide access to properties along Washington Street that are under development. A parking lot would also be developed on the property for additional parking in the Warehouse District.



Project Status	Department	Project Type	Criteria	Investment Status	Priority	Matrix Level	Council District(s)	QCT %
Approved	Public Works	Capital improvement - CB	Expansion of Existing Program	New			01	100

TName	Past	2022	2023	2024	2025	2026	Future	Total Amt
Expense								
Land Acquisition	\$ 0	\$ 1,691,000	\$ 0	\$ 0	\$ 0	\$ 0	\$ 0	\$ 1,691,000
Engineering	\$ 0	\$ 595,000	\$ 0	\$ 0	\$ 0	\$ 0	\$ 0	\$ 595,000
Construction	\$ 0	\$ 2,754,000	\$ 0	\$ 0	\$ 0	\$ 0	\$ 0	\$ 2,754,000
Other	\$ 0	\$ 30,000	\$ 0	\$ 0	\$ 0	\$ 0	\$ 0	\$ 30,000
	\$ 0	\$ 5,070,000	\$ 0	\$ 0	\$ 0	\$ 0	\$ 0	\$ 5,070,000

Funding								
General Obligation Bonds	\$ 0	\$ 5,070,000	\$ 0	\$ 0	\$ 0	\$ 0	\$ 0	\$ 5,070,000
	\$ 0	\$ 5,070,000	\$ 0	\$ 0	\$ 0	\$ 0	\$ 0	\$ 5,070,000

BUDGET CALL 2022: Community Investment Plan (FY22 - 26)

Downtown Wayfinding Implementation



Purpose	This project is to fund the installation of Downtown Wayfinding Signage.
Description	Wayfinding is a way to provide guide signs to allow people locate destinations. These signs can be both for traffic to get to general areas and to find public parking, and for pedestrians to find their ultimate destinations. In 2017 PPUATS made planning funds available for member jurisdictions for planning studies. The City applied for and received funding for a Downtown Wayfinding Plan. Corbin Design was hired to design a Wayfinding Plan, which had deliverable of the design and specifications of a wayfinding sign family to allow fabrication, a location map for the various sign placement and an estimated budget. The plan will be presented to City Council, for adoption. Once adopted the Plan will allow the City to provide the Downtown with attractive and beneficial Wayfinding signage for both pedestrians and motorists.



Project Status	Department	Project Type	Criteria	Investment Status	Priority	Matrix Level	Council District(s)	QCT %
Approved	Public Works	Capital improvement - CB	New Program	Existing	Medium		01	100

TName	Past	2022	2023	2024	2025	2026	Future	Total Amt
Expense								
Construction	\$ 0	\$ 536,000	\$ 0	\$ 0	\$ 0	\$ 0	\$ 0	\$ 536,000
Engineering	\$ 0	\$ 10,000	\$ 0	\$ 0	\$ 0	\$ 0	\$ 0	\$ 10,000
Other	\$ 0	\$ 150,000	\$ 0	\$ 0	\$ 0	\$ 0	\$ 0	\$ 150,000
	\$ 0	\$ 696,000	\$ 0	\$ 0	\$ 0	\$ 0	\$ 0	\$ 696,000

Funding								
General Obligation Bonds	\$ 0	\$ 696,000	\$ 0	\$ 0	\$ 0	\$ 0	\$ 0	\$ 696,000
	\$ 0	\$ 696,000	\$ 0	\$ 0	\$ 0	\$ 0	\$ 0	\$ 696,000

Impact								
Budget Impact	\$ 0	\$ 0	\$ 0	\$ 0	\$ 0	\$ 0	\$ 0	\$ 0
	\$ 0	\$ 0	\$ 0	\$ 0	\$ 0	\$ 0	\$ 0	\$ 0

BUDGET CALL 2022: Community Investment Plan (FY22 - 26)

Drainage Analysis Engineering



Purpose	Engineering studies to analyze existing drainage conditions in order to evaluate improvement options to address drainage system problems.
Description	Multiple locations throughout the City have drainage problems. This project will provide funding for engineering analysis of the problems and will identify potential solutions that will not negatively impact upstream or downstream properties.



Project Status	Department	Project Type	Criteria	Investment Status	Priority	Matrix Level	Council District(s)	QCT %
Approved	Public Works	Drainage - D	Maintenance-Replacement	Existing	High		All	--

TName	Past	2022	2023	2024	2025	2026	Future	Total Amt
Expense								
Engineering	\$ 250,000	\$ 100,000	\$ 250,000	\$ 100,000	\$ 250,000	\$ 100,000	\$ 250,000	\$ 1,300,000
Other	\$ 30,000	\$ 12,000	\$ 30,000	\$ 12,000	\$ 30,000	\$ 12,000	\$ 30,000	\$ 156,000
	\$ 280,000	\$ 112,000	\$ 280,000	\$ 112,000	\$ 280,000	\$ 112,000	\$ 280,000	\$ 1,456,000

Funding								
Stormwater Utility	\$ 280,000	\$ 112,000	\$ 280,000	\$ 112,000	\$ 280,000	\$ 112,000	\$ 280,000	\$ 1,456,000
	\$ 280,000	\$ 112,000	\$ 280,000	\$ 112,000	\$ 280,000	\$ 112,000	\$ 280,000	\$ 1,456,000

BUDGET CALL 2022: Community Investment Plan (FY22 - 26)



Drainage Repair Program

Purpose	Maintain the existing public storm drainage system such that urban runoff is effectively managed to allow safe passage through the community and provide safe neighborhoods.
Description	Public Works uses an time and materials contract for a three year period to provide additional resources of the private construction industry to make major repairs to the storm drainage system. Public Works staff identify and assess problems on a continuous basis. Typical maintenance and repairs are performed by City crews. More complex repairs and those requiring specialized equipment are completed by the Drainage Repair Program contractor. Major projects that require engineering are managed as individual capital projects.



Project Status	Department	Project Type	Criteria	Investment Status	Priority	Matrix Level	Council District(s)	QCT %
Approved	Public Works	Drainage - D	Maintenance-Replacement	Existing	High		All	--

TName	Past	2022	2023	2024	2025	2026	Future	Total Amt
Expense								
Construction	\$ 5,720,000	\$ 1,000,000	\$ 1,000,000	\$ 1,100,000	\$ 1,100,000	\$ 1,200,000	\$ 1,200,000	\$ 12,320,000
Engineering	\$ 1,050,000	\$ 150,000	\$ 150,000	\$ 165,000	\$ 165,000	\$ 180,000	\$ 180,000	\$ 2,040,000
Other	\$ 30,000	\$ 30,000	\$ 30,000	\$ 40,000	\$ 40,000	\$ 50,000	\$ 50,000	\$ 270,000
Land Acquisition	\$ 0	\$ 0	\$ 0	\$ 0	\$ 0	\$ 0	\$ 0	\$ 0
	\$ 6,800,000	\$ 1,180,000	\$ 1,180,000	\$ 1,305,000	\$ 1,305,000	\$ 1,430,000	\$ 1,430,000	\$ 14,630,000

Funding								
Stormwater Utility	\$ 6,800,000	\$ 1,180,000	\$ 1,180,000	\$ 1,305,000	\$ 1,305,000	\$ 1,430,000	\$ 1,430,000	\$ 14,630,000
	\$ 6,800,000	\$ 1,180,000	\$ 1,180,000	\$ 1,305,000	\$ 1,305,000	\$ 1,430,000	\$ 1,430,000	\$ 14,630,000

BUDGET CALL 2022: Community Investment Plan (FY22 - 26)

Fiber Optic Upgrade



Purpose	Install new fiber optic cable and fiber optic communication equipment.
Description	This is a city-wide project replacing existing copper twisted pair communication wiring with fiber optic cable and equipment. This will improve communications with traffic signal equipment and safeguard the reliability of the traffic signals. Fiber optic cable will also serve the dual purpose of upgrading network communications to City buildings to fiber optic communications, enhancing Public Safety.



Project Status	Department	Project Type	Criteria	Investment Status	Priority	Matrix Level	Council District(s)	QCT %
Approved	Public Works	Capital improvement - CB	Maintenance-Replacement	Existing	High		All	--

TName	Past	2022	2023	2024	2025	2026	Future	Total Amt
Expense								
Engineering	\$ 10,000	\$ 0	\$ 0	\$ 0	\$ 0	\$ 0	\$ 0	\$ 10,000
Construction	\$ 64,500	\$ 20,000	\$ 0	\$ 30,000	\$ 0	\$ 0	\$ 0	\$ 114,500
Equipment	\$ 75,500	\$ 20,000	\$ 0	\$ 30,000	\$ 0	\$ 0	\$ 0	\$ 125,500
	\$ 150,000	\$ 40,000	\$ 0	\$ 60,000	\$ 0	\$ 0	\$ 0	\$ 250,000

Funding								
General Obligation Bonds	\$ 0	\$ 40,000	\$ 0	\$ 60,000	\$ 0	\$ 0	\$ 0	\$ 100,000
Capital	\$ 150,000	\$ 0	\$ 0	\$ 0	\$ 0	\$ 0	\$ 0	\$ 150,000
	\$ 150,000	\$ 40,000	\$ 0	\$ 60,000	\$ 0	\$ 0	\$ 0	\$ 250,000

BUDGET CALL 2022: Community Investment Plan (FY22 - 26)

Fire Central Improvements



Purpose	This project is intended to upgrade and improve energy efficiency and comfort within the building.
Description	2022: Work includes the phased replacement of the overhead doors & openers, replacement of the floor coverings, tuck pointing the exterior and replacement of the exhaust system; Concrete repairs to the front and rear driveway (\$127,500). 2024: Replacement of the fire alarm system (\$43,500); replacement of the counter tops and cabinetry in the kitchen (\$33,500); phased replacement of the overhead doors and openers, restoration of the upstairs and downstairs restrooms (\$115,000).



Project Status	Department	Project Type	Criteria	Investment Status	Priority	Matrix Level	Council District(s)	QCT %
Approved	Public Works	Facilities	Maintenance-Replacement	Existing	Medium	Level 2	01	100

TName	Past	2022	2023	2024	2025	2026	Future	Total Amt
Expense								
Construction	\$ 1,304,000	\$ 127,500	\$ 0	\$ 192,000	\$ 0	\$ 0	\$ 0	\$ 1,623,500
	\$ 1,304,000	\$ 127,500	\$ 0	\$ 192,000	\$ 0	\$ 0	\$ 0	\$ 1,623,500

Funding								
General Obligation Bonds	\$ 0	\$ 127,500	\$ 0	\$ 192,000	\$ 0	\$ 0	\$ 0	\$ 319,500
Capital	\$ 1,304,000	\$ 0	\$ 0	\$ 0	\$ 0	\$ 0	\$ 0	\$ 1,304,000
	\$ 1,304,000	\$ 127,500	\$ 0	\$ 192,000	\$ 0	\$ 0	\$ 0	\$ 1,623,500

Impact								
Budget Impact	(\$ 3,553)	(\$ 911)	\$ 51	\$ 0	\$ 0	\$ 0	\$ 0	(\$ 4,412)
	(\$ 3,553)	(\$ 911)	\$ 51	\$ 0	\$ 0	\$ 0	\$ 0	(\$ 4,412)

BUDGET CALL 2022: Community Investment Plan (FY22 - 26)

Fire Fleet Replacement



Purpose	This project will maintain the ongoing replacement of Peoria Fire Department emergency response vehicles. This is in an effort to stay within the City of Peoria's fleet replacement policy.
Description	2021: Purchase (1) Marine 2 (\$35,000) and purchase four (4) staff vehicles (\$165,000). 2022: Purchase one (1) 75' Ladder Truck (\$1,200,000) and equipment and two (2) engine pumpers (\$1,500,000). 2023: Purchase three (3) staff vehicles (\$140,000). 2024: Purchase (1) 100' Ladder Truck (\$1,500,000) and equipment and two (2) engine pumpers (\$1,550,000). 2025: Purchase two (2) staff vehicles (\$90,000).



Project Status	Department	Project Type	Criteria	Investment Status	Priority	Matrix Level	Council District(s)	QCT %
Approved	Fire	Capital equipment - CB	Maintenance-Replacement	Existing	High	Level 1	All	--

TName	Past	2022	2023	2024	2025	2026	Future	Total Amt
Expense								
Equipment	\$ 7,772,900	\$ 2,700,000	\$ 140,000	\$ 2,950,000	\$ 90,000	\$ 0	\$ 0	\$ 13,652,900
	\$ 7,772,900	\$ 2,700,000	\$ 140,000	\$ 2,950,000	\$ 90,000	\$ 0	\$ 0	\$ 13,652,900


Funding								
Capital	\$ 7,772,900	\$ 0	\$ 140,000	\$ 0	\$ 90,000	\$ 0	\$ 0	\$ 8,002,900
General Obligation Bonds	\$ 0	\$ 2,700,000	\$ 0	\$ 2,950,000	\$ 0	\$ 0	\$ 0	\$ 5,650,000
	\$ 7,772,900	\$ 2,700,000	\$ 140,000	\$ 2,950,000	\$ 90,000	\$ 0	\$ 0	\$ 13,652,900

BUDGET CALL 2022: Community Investment Plan (FY22 - 26)



Fire Station 03

Purpose	This project will provide needed improvements to the structure and interior spaces of Fire Station #3.
Description	2022: Work will include repairs to the roof of the station and apparatus bay and adding the vehicle exhaust system for the hazmat machine (\$40,000). 2024: Replacing the overhead doors and openers, tuckpointing the exterior masonry (\$45,000); renovation of the restrooms, and replacement/repairs to the domestic water piping (\$31,000); replacement of the truck exhaust system (\$10,000); roof replacement for the station(\$104,000); replacing the cabinets and counter tops(\$18,000); the lockers in the sleeping will be replaced(\$9,000); and replacing the HVAC system for living quarters(\$7,500).



Project Status	Department	Project Type	Criteria	Investment Status	Priority	Matrix Level	Council District(s)	QCT %
Approved	Public Works	Facilities	Maintenance-Replacement	Existing	Medium	Level 2	02	100

TName	Past	2022	2023	2024	2025	2026	Future	Total Amt
Expense								
Construction	\$ 209,250	\$ 40,000	\$ 0	\$ 224,500	\$ 0	\$ 0	\$ 0	\$ 473,750
	\$ 209,250	\$ 40,000	\$ 0	\$ 224,500	\$ 0	\$ 0	\$ 0	\$ 473,750

Funding								
Capital	\$ 209,250	\$ 0	\$ 0	\$ 0	\$ 0	\$ 0	\$ 0	\$ 209,250
General Obligation Bonds	\$ 0	\$ 40,000	\$ 0	\$ 224,500	\$ 0	\$ 0	\$ 0	\$ 264,500
	\$ 209,250	\$ 40,000	\$ 0	\$ 224,500	\$ 0	\$ 0	\$ 0	\$ 473,750

BUDGET CALL 2022: Community Investment Plan (FY22 - 26)

Fire Station 10



Purpose	This project will provide needed improvements to the structure and interior spaces of Fire Station #10.
Description	2022: Tuckpointing the exterior masonry (\$30,000) 2024: Includes replacing the 2nd Unit Heater in the apparatus Bay and the fire alarm life safety system (\$15,000); phased replacement of one of the HVAC units (\$7,500); ceiling grid and tile replacement and the replacement of the unit heaters (Phased) (\$15,000).



Project Status	Department	Project Type	Criteria	Investment Status	Priority	Matrix Level	Council District(s)	QCT %
Approved	Public Works	Facilities	Maintenance-Replacement	Existing	Medium	Level 2	03	0

TName	Past	2022	2023	2024	2025	2026	Future	Total Amt
Expense								
Construction	\$ 186,250	\$ 30,000	\$ 0	\$ 37,500	\$ 0	\$ 0	\$ 0	\$ 253,750
	\$ 186,250	\$ 30,000	\$ 0	\$ 37,500	\$ 0	\$ 0	\$ 0	\$ 253,750

Funding								
Capital	\$ 186,250	\$ 0	\$ 0	\$ 0	\$ 0	\$ 0	\$ 0	\$ 186,250
General Obligation Bonds	\$ 0	\$ 30,000	\$ 0	\$ 37,500	\$ 0	\$ 0	\$ 0	\$ 67,500
	\$ 186,250	\$ 30,000	\$ 0	\$ 37,500	\$ 0	\$ 0	\$ 0	\$ 253,750

BUDGET CALL 2022: Community Investment Plan (FY22 - 26)

Fire Station 11



Purpose	This project will provide needed improvements to the structure and interior spaces of Fire Station #11.
Description	2022: Replacing the counter tops cabinets and lockers, Abating the friable asbestos tile floor in the sleeping quarters (\$34,500) 2024: Replacing a garage door in the apparatus bay(\$20,000); milling and replacement of the asphalt for the rear parking lot (\$25,000); and replacing the Fire alarm life safety system in the station (\$15,000).



Project Status	Department	Project Type	Criteria	Investment Status	Priority	Matrix Level	Council District(s)	QCT %
Approved	Public Works	Facilities	Maintenance-Replacement	Existing	Medium	Level 2	02	100

TName	Past	2022	2023	2024	2025	2026	Future	Total Amt
Expense								
Construction	\$ 246,000	\$ 34,500	\$ 0	\$ 60,000	\$ 0	\$ 0	\$ 0	\$ 340,500
	\$ 246,000	\$ 34,500	\$ 0	\$ 60,000	\$ 0	\$ 0	\$ 0	\$ 340,500

Funding								
Capital	\$ 246,000	\$ 0	\$ 0	\$ 0	\$ 0	\$ 0	\$ 0	\$ 246,000
General Obligation Bonds	\$ 0	\$ 34,500	\$ 0	\$ 60,000	\$ 0	\$ 0	\$ 0	\$ 94,500
	\$ 246,000	\$ 34,500	\$ 0	\$ 60,000	\$ 0	\$ 0	\$ 0	\$ 340,500

BUDGET CALL 2022: Community Investment Plan (FY22 - 26)

Fire Station 12



Purpose	This project will provide needed improvements to the structure and interior spaces of Fire Station #12.
Description	2022: Tuckpointing of the station's exterior, replacing the kitchen's counter tops and cabinets, the phase replacement of the unit heaters in the apparatus bay, and roofing repairs, removal and replacement of the rear retaining wall and adding a larger deck (\$75,000). 2024: Replacement of the overhead doors in the station adding a weight room (\$34,000); replacement of the overhead door opener, tuckpoint the interior glass block in the apparatus bay (\$22,000); renovation the restrooms and showers (\$25,000); and replacing the vehicle exhaust system for the fire trucks and engines (\$10,000).



Project Status	Department	Project Type	Criteria	Investment Status	Priority	Matrix Level	Council District(s)	QCT %
Approved	Public Works	Facilities	Maintenance-Replacement	Existing	Medium	Level 2	03	100

TName	Past	2022	2023	2024	2025	2026	Future	Total Amt
Expense								
Construction	\$ 117,000	\$ 75,000	\$ 0	\$ 91,000	\$ 0	\$ 0	\$ 0	\$ 283,000
	\$ 117,000	\$ 75,000	\$ 0	\$ 91,000	\$ 0	\$ 0	\$ 0	\$ 283,000

Funding								
Capital	\$ 117,000	\$ 0	\$ 0	\$ 0	\$ 0	\$ 0	\$ 0	\$ 117,000
General Obligation Bonds	\$ 0	\$ 75,000	\$ 0	\$ 91,000	\$ 0	\$ 0	\$ 0	\$ 166,000
	\$ 117,000	\$ 75,000	\$ 0	\$ 91,000	\$ 0	\$ 0	\$ 0	\$ 283,000

BUDGET CALL 2022: Community Investment Plan (FY22 - 26)

Fire Station 13



Purpose	This project will provide needed improvements to the structure and interior spaces of Fire Station #13.
Description	2024: Replacing a overhead door operator and replacing the HVAC ductless split system in the weight room (\$15,000); replacing the tank-less water heater (\$12,000); and replacing the geothermal heat pump for the station (\$10,000).



Project Status	Department	Project Type	Criteria	Investment Status	Priority	Matrix Level	Council District(s)	QCT %
Approved	Public Works	Facilities	Maintenance-Replacement	Existing	Medium	Level 2	02	0

TName	Past	2022	2023	2024	2025	2026	Future	Total Amt
Expense								
Construction	\$ 10,250	\$ 0	\$ 0	\$ 37,000	\$ 0	\$ 0	\$ 0	\$ 47,250
	\$ 10,250	\$ 0	\$ 0	\$ 37,000	\$ 0	\$ 0	\$ 0	\$ 47,250

Funding								
Capital	\$ 10,250	\$ 0	\$ 0	\$ 0	\$ 0	\$ 0	\$ 0	\$ 10,250
General Obligation Bonds	\$ 0	\$ 0	\$ 0	\$ 37,000	\$ 0	\$ 0	\$ 0	\$ 37,000
	\$ 10,250	\$ 0	\$ 0	\$ 37,000	\$ 0	\$ 0	\$ 0	\$ 47,250

BUDGET CALL 2022: Community Investment Plan (FY22 - 26)

Fire Station 15



Purpose	This project will provide needed improvements to the structure and interior spaces of Fire Station #15.
Description	2024: Replacing the overhead door and openers, replacing the third HVAC unit, kitchen cabinets and counter tops, tuckpointing the exterior and re-working the rear landscaping to keep rain water from entering the building (\$68,500); and replacing the diesel exhaust system and replacing the concrete driveway (\$54,000).



Project Status	Department	Project Type	Criteria	Investment Status	Priority	Matrix Level	Council District(s)	QCT %
Approved	Public Works	Facilities	Maintenance-Replacement	Existing	Medium	Level 2	05	0

TName	Past	2022	2023	2024	2025	2026	Future	Total Amt
Expense								
Construction	\$ 227,200	\$ 0	\$ 0	\$ 122,500	\$ 0	\$ 0	\$ 0	\$ 349,700
	\$ 227,200	\$ 0	\$ 0	\$ 122,500	\$ 0	\$ 0	\$ 0	\$ 349,700

Funding								
Capital	\$ 227,200	\$ 0	\$ 0	\$ 0	\$ 0	\$ 0	\$ 0	\$ 227,200
General Obligation Bonds	\$ 0	\$ 0	\$ 0	\$ 122,500	\$ 0	\$ 0	\$ 0	\$ 122,500
	\$ 227,200	\$ 0	\$ 0	\$ 122,500	\$ 0	\$ 0	\$ 0	\$ 349,700

BUDGET CALL 2022: Community Investment Plan (FY22 - 26)

Fire Station 16



Purpose	This project will provide needed improvements to the structure and interior spaces of Fire Station 16
Description	2022: Tuckpointing of the station; replacing the blacktop driveway (\$30,000); repairs to the wood deck and the block terrace (\$30,000). 2024: Replacing overhead doors, replacing some domestic water lines, and replacing the fire alarm system (\$34,500); concrete around the fuel equipment will be replaced and the fuel pumps (\$45,000); and phased overhead door and opener replacement, replacing the original kitchen cabinets and tops and updating the dining area (\$25,000).



Project Status	Department	Project Type	Criteria	Investment Status	Priority	Matrix Level	Council District(s)	QCT %
Approved	Public Works	Facilities	Maintenance-Replacement	Existing	Medium	Level 2	04	0

TName	Past	2022	2023	2024	2025	2026	Future	Total Amt
Expense								
Construction	\$ 0	\$ 60,000	\$ 0	\$ 104,500	\$ 0	\$ 0	\$ 0	\$ 164,500
	\$ 0	\$ 60,000	\$ 0	\$ 104,500	\$ 0	\$ 0	\$ 0	\$ 164,500

Funding								
General Obligation Bonds	\$ 0	\$ 60,000	\$ 0	\$ 104,500	\$ 0	\$ 0	\$ 0	\$ 164,500
	\$ 0	\$ 60,000	\$ 0	\$ 104,500	\$ 0	\$ 0	\$ 0	\$ 164,500

BUDGET CALL 2022: Community Investment Plan (FY22 - 26)

Fire Station 19



Purpose	This project will provide needed improvements to the structure and interior spaces of Fire Station #19.
Description	2022: Replacing the roof and gutters(\$100,000) and replacing the last HVAC unit(\$7,000). 2024: Tuckpointing the exterior masonry (\$18,000); replacement of the overhead doors and openers, replacing the fire alarm (\$15,000).



Project Status	Department	Project Type	Criteria	Investment Status	Priority	Matrix Level	Council District(s)	QCT %
Approved	Public Works	Facilities	Maintenance-Replacement	Existing	Medium	Level 2	04	0

TName	Past	2022	2023	2024	2025	2026	Future	Total Amt
Expense								
Construction	\$ 129,000	\$ 107,000	\$ 0	\$ 73,500	\$ 0	\$ 0	\$ 0	\$ 309,500
	\$ 129,000	\$ 107,000	\$ 0	\$ 73,500	\$ 0	\$ 0	\$ 0	\$ 309,500

Funding								
Capital	\$ 129,000	\$ 0	\$ 0	\$ 0	\$ 0	\$ 0	\$ 0	\$ 129,000
General Obligation Bonds	\$ 0	\$ 107,000	\$ 0	\$ 73,500	\$ 0	\$ 0	\$ 0	\$ 180,500
	\$ 129,000	\$ 107,000	\$ 0	\$ 73,500	\$ 0	\$ 0	\$ 0	\$ 309,500

BUDGET CALL 2022: Community Investment Plan (FY22 - 26)



Fire Station 20

Purpose	This project will provide needed improvements to the structure and interior spaces of Fire Station #20.
Description	2022: Replacing the HVAC system and boilers, and tuck pointing building exterior, concrete drive replacement (\$47,000). 2024; Phased overhead doors and openers, cabinets and counter tops, floor coverings, restroom fixtures, replacement of the Fire alarm system, and the truck exhaust system (\$87,500); and exterior masonry tuck pointing (\$12,000).



Project Status	Department	Project Type	Criteria	Investment Status	Priority	Matrix Level	Council District(s)	QCT %
Approved	Public Works	Facilities	Maintenance-Replacement	Existing	Medium	Level 2	05	0

TName	Past	2022	2023	2024	2025	2026	Future	Total Amt
Expense								
Construction	\$ 267,000	\$ 47,000	\$ 0	\$ 99,500	\$ 0	\$ 0	\$ 0	\$ 413,500
	\$ 267,000	\$ 47,000	\$ 0	\$ 99,500	\$ 0	\$ 0	\$ 0	\$ 413,500

Funding								
Capital	\$ 267,000	\$ 0	\$ 0	\$ 0	\$ 0	\$ 0	\$ 0	\$ 267,000
General Obligation Bonds	\$ 0	\$ 47,000	\$ 0	\$ 99,500	\$ 0	\$ 0	\$ 0	\$ 146,500
	\$ 267,000	\$ 47,000	\$ 0	\$ 99,500	\$ 0	\$ 0	\$ 0	\$ 413,500

BUDGET CALL 2022: Community Investment Plan (FY22 - 26)

Fire Training Academy



Purpose	Make improvements to the fire tower in order to increase safety and reliability, and construct a new parking area to increase the usability of the facility for future rentals and training classes.
Description	2024: Replacing the overhead door operator; purchase and install fire panels (\$20,000); overhead door and operators, purchase and install fire panels and replacement of fire alarm panel, replace counter and cabinets (\$35,000); replace carpet and vinyl flooring (\$18,500); remodel restrooms(\$32,000), replace the back asphalt parking lot(\$120,000), replace the asphalt at the tower (\$67,000), replacing windows in the administration building (\$12,000), tuck pointing to the tower(\$6,000) replacing the entrance doors to the tower and room divider(\$18,500) and asphalt crack repair(\$5,500).



Project Status	Department	Project Type	Criteria	Investment Status	Priority	Matrix Level	Council District(s)	QCT %
Approved	Public Works	Facilities	Maintenance-Replacement	Existing	Medium	Level 2	All	0

TName	Past	2022	2023	2024	2025	2026	Future	Total Amt
Expense								
Construction	\$ 339,500	\$ 0	\$ 0	\$ 334,500	\$ 0	\$ 0	\$ 0	\$ 674,000
	\$ 339,500	\$ 0	\$ 0	\$ 334,500	\$ 0	\$ 0	\$ 0	\$ 674,000


Funding								
Capital	\$ 339,500	\$ 0	\$ 0	\$ 0	\$ 0	\$ 0	\$ 0	\$ 339,500
General Obligation Bonds	\$ 0	\$ 0	\$ 0	\$ 334,500	\$ 0	\$ 0	\$ 0	\$ 334,500
	\$ 339,500	\$ 0	\$ 0	\$ 334,500	\$ 0	\$ 0	\$ 0	\$ 674,000

BUDGET CALL 2022: Community Investment Plan (FY22 - 26)

Fleet Recapitalization



Purpose	Recapitalization of the City's fleet for all City Departments (except Fire) per the City Council's Replacement Policy for Fleet Equipment revised in 2008.
Description	<p>This project keeps the City's equipment in a safe condition, reducing potential hazards to life and property. In 2022 replacements include: Police -8 Patrol marked vehicles,7 detective vehicle,& 3 Tahoe's: 1(Command),2(K-9) 1 prisoner transport vehicle ; Streets/Sewers/Forestry-2-1 ton dump trucks,1 tandem dump truck,1 forklift,1 pull behind generator, 1 dump trailer, 1 pickup,1 cube van, and various attachments; Community Development - 3 vehicles; Information Systems - 1 utility van. Facilities Maintenance 1 pickup truck; Traffic Engineering;- 2 electricians vehicles.</p> <p>. Timely replacement of vehicles and equipment affects the productivity of City staff and effective use of resources. In order to cost-effectively utilize personnel and perform work, as well as promptly respond to citizen requests for services, equipment must be dependable. Cost for new initiatives, programs, and employees are not included in the 5-year plan and must be included in the Operating Department's budget.</p>



Project Status	Department	Project Type	Criteria	Investment Status	Priority	Matrix Level	Council District(s)	QCT %
Approved	Public Works	Vehicles	Health-Safety-Welfare	Existing	High	Level 1	All	--

TName	Past	2022	2023	2024	2025	2026	Future	Total Amt
Expense								
Equipment	\$ 3,430,091	\$ 1,800,000	\$ 1,500,000	\$ 1,500,000	\$ 1,500,000	\$ 1,500,000	\$ 1,500,000	\$ 12,730,091
	\$ 3,430,091	\$ 1,800,000	\$ 1,500,000	\$ 1,500,000	\$ 1,500,000	\$ 1,500,000	\$ 1,500,000	\$ 12,730,091

Funding								
Capital	\$ 2,955,091	\$ 1,800,000	\$ 1,500,000	\$ 1,500,000	\$ 1,500,000	\$ 1,500,000	\$ 1,500,000	\$ 12,255,091
Stormwater Utility	\$ 475,000	\$ 0	\$ 0	\$ 0	\$ 0	\$ 0	\$ 0	\$ 475,000
	\$ 3,430,091	\$ 1,800,000	\$ 1,500,000	\$ 1,500,000	\$ 1,500,000	\$ 1,500,000	\$ 1,500,000	\$ 12,730,091

BUDGET CALL 2022: Community Investment Plan (FY22 - 26)

Flood Wall Protection at Riverfront



Purpose	Installation of a removable flood wall along Water Street and around the Rock Island Depot between Harrison Street and Main Street.
Description	Purchase of removable flood wall panels to protect buildings along Water Street from the 100 year flood event. Manufactured panels will be purchased for installation on a constructed concrete foundation. Wall length is approximately 1,990 feet installed to an elevation of 462.0. Panels will be stored and only installed as needed when flood conditions threaten the buildings.



Project Status	Department	Project Type	Criteria	Investment Status	Priority	Matrix Level	Council District(s)	QCT %
Approved	Public Works	Drainage - D	Health-Safety-Welfare	New			01	100

TName	Past	2022	2023	2024	2025	2026	Future	Total Amt
Expense								
Construction	\$ 0	\$ 0	\$ 0	\$ 0	\$ 0	\$ 0	\$ 3,000,000	\$ 3,000,000
Engineering	\$ 0	\$ 835,000	\$ 0	\$ 0	\$ 0	\$ 0	\$ 835,000	\$ 1,670,000
Equipment	\$ 0	\$ 0	\$ 0	\$ 0	\$ 0	\$ 0	\$ 2,000,000	\$ 2,000,000
Other	\$ 0	\$ 35,000	\$ 0	\$ 0	\$ 0	\$ 0	\$ 50,000	\$ 85,000
	\$ 0	\$ 870,000	\$ 0	\$ 0	\$ 0	\$ 0	\$ 5,885,000	\$ 6,755,000

Funding								
Stormwater Utility	\$ 0	\$ 870,000	\$ 0	\$ 0	\$ 0	\$ 0	\$ 885,000	\$ 1,755,000
Federal Grant	\$ 0	\$ 0	\$ 0	\$ 0	\$ 0	\$ 0	\$ 5,000,000	\$ 5,000,000
	\$ 0	\$ 870,000	\$ 0	\$ 0	\$ 0	\$ 0	\$ 5,885,000	\$ 6,755,000

BUDGET CALL 2022: Community Investment Plan (FY22 - 26)

Fulton Plaza from SW Jefferson St to SW Adams St



Purpose	Open Fulton Plaza to roadway traffic by reconstructing as a downtown, green arterial roadway.
Description	Fulton St, between SW Adams St and SW Jefferson St, can be configured to a complete street segment. This allows pedestrians, vehicles, and other modes of transportation onto the roadway. The upcoming conversion of Adams and Jefferson from One Way to Two Way traffic considers Fulton being re-opened to traffic. As well, the existing IDOT-HSIP grant award will be used to upgrade the traffic signals on Fulton St at both SW Adams St and SW Jefferson St. Annual Operating costs are to maintain trees and green infrastructure.



Project Status	Department	Project Type	Criteria	Investment Status	Priority	Matrix Level	Council District(s)	QCT %
Approved	Public Works	Road (local mft) - L	Maintenance-Replacement	Existing	High		01	100

TName	Past	2022	2023	2024	2025	2026	Future	Total Amt
Expense								
Engineering	\$ 440,000	\$ 0	\$ 0	\$ 200,000	\$ 0	\$ 0	\$ 0	\$ 640,000
Construction	\$ 0	\$ 0	\$ 0	\$ 1,700,000	\$ 0	\$ 0	\$ 0	\$ 1,700,000
Other	\$ 0	\$ 0	\$ 0	\$ 40,000	\$ 0	\$ 0	\$ 0	\$ 40,000
	\$ 440,000	\$ 0	\$ 0	\$ 1,940,000	\$ 0	\$ 0	\$ 0	\$ 2,380,000

Funding								
Local Motor Fuel Tax	\$ 440,000	\$ 0	\$ 0	\$ 1,940,000	\$ 0	\$ 0	\$ 0	\$ 2,380,000
	\$ 440,000	\$ 0	\$ 0	\$ 1,940,000	\$ 0	\$ 0	\$ 0	\$ 2,380,000


Impact								
Budget Impact	\$ 5,000	\$ 5,000	\$ 5,000	\$ 5,000	\$ 0	\$ 0	\$ 5,000	\$ 25,000
	\$ 5,000	\$ 5,000	\$ 5,000	\$ 5,000	\$ 0	\$ 0	\$ 5,000	\$ 25,000

BUDGET CALL 2022: Community Investment Plan (FY22 - 26)

Furniture and Office Equipment



Purpose	This project replaces worn, outdated, and broken office furniture and equipment for City Departments.
Description	This project reflects the consolidated request from various departments within the City of Peoria for new office furniture and equipment. This project includes requests for workstations, desks, chairs, conference tables, filing cabinets, and miscellaneous office equipment for individual departments. The office furniture and equipment requests represent items City employees need daily in their work to function or perform more efficiently. This project also involves the Fire Department maintenance program. Since furniture and equipment is in use 24 hours a day, 7 days a week, a replacement schedule has been instituted to retire furnishings after six years.



Project Status	Department	Project Type	Criteria	Investment Status	Priority	Matrix Level	Council District(s)	QCT %
Approved	Finance	Capital improvement - CB	Maintenance-Replacement	Existing	High		All	--

TName	Past	2022	2023	2024	2025	2026	Future	Total Amt
Expense								
Equipment	\$ 241,783	\$ 20,000	\$ 20,000	\$ 20,000	\$ 20,000	\$ 20,000	\$ 20,000	\$ 361,783
	\$ 241,783	\$ 20,000	\$ 20,000	\$ 20,000	\$ 20,000	\$ 20,000	\$ 20,000	\$ 361,783

Funding								
Capital	\$ 241,783	\$ 20,000	\$ 20,000	\$ 20,000	\$ 20,000	\$ 20,000	\$ 20,000	\$ 361,783
	\$ 241,783	\$ 20,000	\$ 20,000	\$ 20,000	\$ 20,000	\$ 20,000	\$ 20,000	\$ 361,783

BUDGET CALL 2022: Community Investment Plan (FY22 - 26)

Gale Ave from University to Sheridan Mill and Overlay



Purpose	Mill and overlay N Gale Ave from N University St to N Sheridan Road
Description	<p>Gale Ave between University and Sheridan is in need of HMA overlay. This project will mill & overlay the road to bring it a good condition. ADA ramps will be upgraded where necessary for accessibility.</p> <p>This will be funded with COVID funds.</p>



Project Status	Department	Project Type	Criteria	Investment Status	Priority	Matrix Level	Council District(s)	QCT %
Approved	Public Works	Public benefit - PB	Maintenance-Replacement	New			02	0

TName	Past	2022	2023	2024	2025	2026	Future	Total Amt
Expense								
Other	\$ 0	\$ 0	\$ 10,000	\$ 0	\$ 0	\$ 0	\$ 0	\$ 10,000
Construction	\$ 0	\$ 0	\$ 500,000	\$ 0	\$ 0	\$ 0	\$ 0	\$ 500,000
Engineering	\$ 0	\$ 40,000	\$ 50,000	\$ 0	\$ 0	\$ 0	\$ 0	\$ 90,000
	\$ 0	\$ 40,000	\$ 560,000	\$ 0	\$ 0	\$ 0	\$ 0	\$ 600,000

Funding								
Federal Grant	\$ 0	\$ 40,000	\$ 560,000	\$ 0	\$ 0	\$ 0	\$ 0	\$ 600,000
	\$ 0	\$ 40,000	\$ 560,000	\$ 0	\$ 0	\$ 0	\$ 0	\$ 600,000

BUDGET CALL 2022: Community Investment Plan (FY22 - 26)



Gale Avenue from Forrest Hill Avenue to Sterling Avenue Reconstruction

Purpose Reconstruction Gale Avenue W Forrest Hill Avenue to N Sterling Avenue to as a joint County City project.

Description The road will be constructed as a complete street to meet City requirements.

This roadway is currently under the County's jurisdiction. However, once the construction is complete, the roadway will become a City street. A 9/30/2019 agreement between the City and County specifies the cost sharing responsibilities of each party.



Project Status	Department	Project Type	Criteria	Investment Status	Priority	Matrix Level	Council District(s)	QCT %
Approved	Public Works	Road (state mft) - M	New Program	New			02, 04	0

TName	Past	2022	2023	2024	2025	2026	Future	Total Amt
Expense								
Engineering	\$ 0	\$ 0	\$ 200,000	\$ 200,000	\$ 0	\$ 0	\$ 0	\$ 400,000
Construction	\$ 0	\$ 0	\$ 0	\$ 1,000,000	\$ 0	\$ 0	\$ 0	\$ 1,000,000
Other	\$ 0	\$ 0	\$ 10,000	\$ 10,000	\$ 0	\$ 0	\$ 0	\$ 20,000
Land Acquisition	\$ 0	\$ 0	\$ 0	\$ 0	\$ 0	\$ 0	\$ 0	\$ 0
	\$ 0	\$ 0	\$ 210,000	\$ 1,210,000	\$ 0	\$ 0	\$ 0	\$ 1,420,000

Funding								
State Motor Fuel Tax	\$ 0	\$ 0	\$ 200,000	\$ 1,200,000	\$ 0	\$ 0	\$ 0	\$ 1,400,000
Local Motor Fuel Tax	\$ 0	\$ 0	\$ 10,000	\$ 10,000	\$ 0	\$ 0	\$ 0	\$ 20,000
	\$ 0	\$ 0	\$ 210,000	\$ 1,210,000	\$ 0	\$ 0	\$ 0	\$ 1,420,000

BUDGET CALL 2022: Community Investment Plan (FY22 - 26)

Gateway Building Improvements



Purpose	To improve and maintain the appearance of the facility for event and meeting rentals.
Description	<p>2022: work will include the replacement of the HVAC equipment, replacement of the brick pavers and the flat rubber roof(\$300,000); and exterior painting, Floor coverings replacement, Life safety system and control panel, Pumps and Chiller are scheduled for repair of replacement (\$57,000). 2024 exterior painting, Tuck Pointing and Concrete repairs are to be completed (\$52,000) and painting, replacing the air handler units, are scheduled to be replaced (\$100,000).</p> <p>Note: Some of these expenses may be folded into the Riverfront State Grant.</p>



Project Status	Department	Project Type	Criteria	Investment Status	Priority	Matrix Level	Council District(s)	QCT %
Approved	Public Works	Facilities	Maintenance-Replacement	Existing	Medium	Level 2	01	100

TName	Past	2022	2023	2024	2025	2026	Future	Total Amt
Expense								
Construction	\$ 369,000	\$ 357,000	\$ 0	\$ 152,000	\$ 0	\$ 0	\$ 0	\$ 878,000
	\$ 369,000	\$ 357,000	\$ 0	\$ 152,000	\$ 0	\$ 0	\$ 0	\$ 878,000

Funding								
Capital	\$ 369,000	\$ 0	\$ 0	\$ 0	\$ 0	\$ 0	\$ 0	\$ 369,000
General Obligation Bonds	\$ 0	\$ 357,000	\$ 0	\$ 152,000	\$ 0	\$ 0	\$ 0	\$ 509,000
	\$ 369,000	\$ 357,000	\$ 0	\$ 152,000	\$ 0	\$ 0	\$ 0	\$ 878,000

BUDGET CALL 2022: Community Investment Plan (FY22 - 26)



GIS Aerial Photography

Purpose	This project provides funds to Tri-County Regional Planning Commission so that new aerial photographs can be taken on a regular 3-5 year cycle.
Description	It is desirable to keep the aerial photography, which is the source for the base layer of the GIS system, up to date. This is typically scheduled every 3-5 years to ensure accuracy of the map.



Project Status	Department	Project Type	Criteria	Investment Status	Priority	Matrix Level	Council District(s)	QCT %
Approved	Public Works	Equipment/Tech	Maintenance-Replacement	Existing	High		All	--

TName	Past	2022	2023	2024	2025	2026	Future	Total Amt
Expense								
Other	\$ 50,000	\$ 0	\$ 50,000	\$ 0	\$ 0	\$ 0	\$ 50,000	\$ 150,000
	\$ 50,000	\$ 0	\$ 50,000	\$ 0	\$ 0	\$ 0	\$ 50,000	\$ 150,000

Funding								
Stormwater Utility	\$ 50,000	\$ 0	\$ 50,000	\$ 0	\$ 0	\$ 0	\$ 50,000	\$ 150,000
	\$ 50,000	\$ 0	\$ 50,000	\$ 0	\$ 0	\$ 0	\$ 50,000	\$ 150,000

BUDGET CALL 2022: Community Investment Plan (FY22 - 26)

Glen and Sheridan Intersection Reconstruction



Purpose	Reconstruct the intersection to improve safety and replace deteriorated conditions.
Description	The engineering study process for the reconstruction of Glen between Sheridan and Knoxville recommended reconstruction of the intersection to remove the corner islands and improve operational conditions of the intersection. Pedestrian safety will be improved and the pavement area of the intersection will be reduced. Improvements will include new traffic signals, ADA compliant sidewalks and cross walks, curb and gutter, and storm sewer.



Project Status	Department	Project Type	Criteria	Investment Status	Priority	Matrix Level	Council District(s)	QCT %
Approved	Public Works	Road (state mft) - M	Maintenance-Replacement	Existing			03	0

TName	Past	2022	2023	2024	2025	2026	Future	Total Amt
Expense								
Construction	\$ 0	\$ 0	\$ 0	\$ 0	\$ 0	\$ 1,200,000	\$ 0	\$ 1,200,000
Land Acquisition	\$ 0	\$ 0	\$ 0	\$ 0	\$ 0	\$ 20,000	\$ 0	\$ 20,000
Engineering	\$ 0	\$ 0	\$ 0	\$ 0	\$ 0	\$ 240,000	\$ 0	\$ 240,000
	\$ 0	\$ 0	\$ 0	\$ 0	\$ 0	\$ 1,460,000	\$ 0	\$ 1,460,000

Funding								
State Motor Fuel Tax	\$ 0	\$ 0	\$ 0	\$ 0	\$ 0	\$ 1,400,000	\$ 0	\$ 1,400,000
Local Motor Fuel Tax	\$ 0	\$ 0	\$ 0	\$ 0	\$ 0	\$ 60,000	\$ 0	\$ 60,000
	\$ 0	\$ 0	\$ 0	\$ 0	\$ 0	\$ 1,460,000	\$ 0	\$ 1,460,000

BUDGET CALL 2022: Community Investment Plan (FY22 - 26)

Glen Ave Reconstruction from Sheridan Rd to Knoxville Ave



Purpose	This project includes reconstruction and jurisdictional transfer of roadway from Peoria County to the City of Peoria.
Description	Peoria County received \$1,274,000 in Federal Surface Transportation Urban (STU) funds for the reconstruction of Glen Avenue between Sheridan Rd and Knoxville Ave. The project will include new pavement, curb & gutter, sidewalks, and storm sewer. This roadway is currently under the County's jurisdiction however, once the construction is complete, the roadway will become a City street. A 9/30/2019 agreement between the City and County specifies the cost sharing responsibilities of each party.



Project Status	Department	Project Type	Criteria	Investment Status	Priority	Matrix Level	Council District(s)	QCT %
Approved	Public Works	Capital improvement - CB	Maintenance-Replacement	Existing	High		03	0

TName	Past	2022	2023	2024	2025	2026	Future	Total Amt
Expense								
Engineering	\$ 400,000	\$ 400,000	\$ 0	\$ 0	\$ 0	\$ 0	\$ 0	\$ 800,000
Construction	\$ 0	\$ 938,000	\$ 0	\$ 0	\$ 0	\$ 0	\$ 0	\$ 938,000
Land Acquisition	\$ 50,000	\$ 0	\$ 0	\$ 0	\$ 0	\$ 0	\$ 0	\$ 50,000
Other	\$ 20,000	\$ 30,000	\$ 0	\$ 0	\$ 0	\$ 0	\$ 0	\$ 50,000
	\$ 470,000	\$ 1,368,000	\$ 0	\$ 0	\$ 0	\$ 0	\$ 0	\$ 1,838,000

Funding								
State Motor Fuel Tax	\$ 165,000	\$ 1,358,000	\$ 0	\$ 0	\$ 0	\$ 0	\$ 0	\$ 1,523,000
Local Motor Fuel Tax	\$ 305,000	\$ 10,000	\$ 0	\$ 0	\$ 0	\$ 0	\$ 0	\$ 315,000
	\$ 470,000	\$ 1,368,000	\$ 0	\$ 0	\$ 0	\$ 0	\$ 0	\$ 1,838,000

BUDGET CALL 2022: Community Investment Plan (FY22 - 26)

Glen Avenue from War Memorial Dr to University St



Purpose	This project will allow for the design and reconstruction of Glen Avenue from War Memorial Drive to University Street.
Description	Glen Avenue from War Memorial Drive to University Street has deteriorated due to the high volume of traffic with trucks going between the two commercial sites. The Glen Avenue project will improve the existing roadway on a section between two high density commercial zones. Approximately 5,100 linear feet of roadway will be removed and reconstructed. This project will use REBUILD Illinois (RBI) funds to pay for construction. This funding is estimated to be \$7,579,000



Project Status	Department	Project Type	Criteria	Investment Status	Priority	Matrix Level	Council District(s)	QCT %
Approved	Public Works	Capital improvement - CB	Maintenance-Replacement	Existing	High		04	0

TName	Past	2022	2023	2024	2025	2026	Future	Total Amt
Expense								
Construction	\$ 3,064,000	\$ 3,750,000	\$ 700,000	\$ 0	\$ 0	\$ 0	\$ 0	\$ 7,514,000
Engineering	\$ 922,000	\$ 500,000	\$ 400,000	\$ 0	\$ 0	\$ 0	\$ 0	\$ 1,822,000
Land Acquisition	\$ 15,000	\$ 5,000	\$ 0	\$ 0	\$ 0	\$ 0	\$ 0	\$ 20,000
Other	\$ 40,000	\$ 50,000	\$ 40,000	\$ 0	\$ 0	\$ 0	\$ 0	\$ 130,000
	\$ 4,041,000	\$ 4,305,000	\$ 1,140,000	\$ 0	\$ 0	\$ 0	\$ 0	\$ 9,486,000


Funding								
Local Motor Fuel Tax	\$ 100,000	\$ 100,000	\$ 140,000	\$ 0	\$ 0	\$ 0	\$ 0	\$ 340,000
State Motor Fuel Tax	\$ 220,000	\$ 455,000	\$ 300,000	\$ 0	\$ 0	\$ 0	\$ 0	\$ 975,000
Stormwater Utility	\$ 657,000	\$ 0	\$ 0	\$ 0	\$ 0	\$ 0	\$ 0	\$ 657,000
State Grant	\$ 3,064,000	\$ 3,750,000	\$ 700,000	\$ 0	\$ 0	\$ 0	\$ 0	\$ 7,514,000
	\$ 4,041,000	\$ 4,305,000	\$ 1,140,000	\$ 0	\$ 0	\$ 0	\$ 0	\$ 9,486,000

BUDGET CALL 2022: Community Investment Plan (FY22 - 26)

Green Infrastructure Maintenance



Purpose	Green infrastructure requires routine maintenance in order to function properly and be aesthetically pleasing. The CSO Consent Decree and MS4 Stormwater permit require routine inspections and maintena
Description	Green infrastructure is being considered in projects within the public right of way throughout the City. Green infrastructure requires periodic inspections to ensure that the systems are functioning properly, as well as maintenance and replanting as needed. The CSO Consent Decree requires routine inspections at least 4 times/year from March to November, with additional inspections within 48 hours after a rainfall events greater than 1-inch. Performance testing must occur every 3 years. These results will be documented and reported in CSO and MS4 reports. Costs are estimated as 3% of the GI capital costs,



Project Status	Department	Project Type	Criteria	Investment Status	Priority	Matrix Level	Council District(s)	QCT %
Approved	Public Works	Drainage - D	Maintenance-Replacement	Existing	High		All	100

TName	Past	2022	2023	2024	2025	2026	Future	Total Amt
Expense								
Engineering	\$ 75,000	\$ 40,000	\$ 40,000	\$ 55,000	\$ 70,000	\$ 90,000	\$ 110,000	\$ 480,000
Other	\$ 225,000	\$ 200,000	\$ 225,000	\$ 425,000	\$ 605,000	\$ 830,000	\$ 1,040,000	\$ 3,550,000
	\$ 300,000	\$ 240,000	\$ 265,000	\$ 480,000	\$ 675,000	\$ 920,000	\$ 1,150,000	\$ 4,030,000

Funding								
Stormwater Utility	\$ 300,000	\$ 240,000	\$ 265,000	\$ 480,000	\$ 675,000	\$ 920,000	\$ 1,150,000	\$ 4,030,000
	\$ 300,000	\$ 240,000	\$ 265,000	\$ 480,000	\$ 675,000	\$ 920,000	\$ 1,150,000	\$ 4,030,000

BUDGET CALL 2022: Community Investment Plan (FY22 - 26)

Green Street- Golden Acres



Purpose	Convert a street in need of repair to a green street demonstration project.	
Description	This project will convert a road in need of repair into a green demonstration project.	

Project Status	Department	Project Type	Criteria	Investment Status	Priority	Matrix Level	Council District(s)	QCT %
Approved	Public Works	Drainage - D	Maintenance-Replacement	New			04	0

TName	Past	2022	2023	2024	2025	2026	Future	Total Amt
Expense								
Other	\$ 0	\$ 0	\$ 20,000	\$ 20,000	\$ 0	\$ 0	\$ 0	\$ 40,000
Engineering	\$ 0	\$ 0	\$ 250,000	\$ 250,000	\$ 0	\$ 0	\$ 0	\$ 500,000
Construction	\$ 0	\$ 0	\$ 0	\$ 2,000,000	\$ 0	\$ 0	\$ 0	\$ 2,000,000
Land Acquisition	\$ 0	\$ 0	\$ 0	\$ 20,000	\$ 0	\$ 0	\$ 0	\$ 20,000
	\$ 0	\$ 0	\$ 270,000	\$ 2,290,000	\$ 0	\$ 0	\$ 0	\$ 2,560,000

Funding								
Stormwater Utility	\$ 0	\$ 0	\$ 270,000	\$ 2,290,000	\$ 0	\$ 0	\$ 0	\$ 2,560,000
	\$ 0	\$ 0	\$ 270,000	\$ 2,290,000	\$ 0	\$ 0	\$ 0	\$ 2,560,000

BUDGET CALL 2022: Community Investment Plan (FY22 - 26)



Harrison School Demolition

Purpose	Demolish the Old Harrison School	
Description	The structure has dilapidated to the point that it is a large source of blight in the neighborhood, attracting crime and posing a threat to residents who may venture inside. Demolishing the former Harrison School is a priority because of its massive footprint in the neighborhood where it once served as a guiding influence for neighborhood children and an employer of residents. It is now a hazardous eyesore representing a block to new development and reinvestment in the neighborhood. For over a decade, the property has changed hands between different private property owners who were unable to afford making the necessary investments to improve the property.	

Project Status	Department	Project Type	Criteria	Investment Status	Priority	Matrix Level	Council District(s)	QCT %
Approved	City Manager	TIF (Eagle View) - T	Health-Safety-Welfare	New	High	Level 1	01	100

TName	Past	2022	2023	2024	2025	2026	Future	Total Amt
Expense								
Other	\$ 0	\$ 1,400,000	\$ 0	\$ 0	\$ 0	\$ 0	\$ 0	\$ 1,400,000
	\$ 0	\$ 1,400,000	\$ 0	\$ 0	\$ 0	\$ 0	\$ 0	\$ 1,400,000

Funding								
Eagle View TIF	\$ 0	\$ 400,000	\$ 0	\$ 0	\$ 0	\$ 0	\$ 0	\$ 400,000
Federal Grant	\$ 0	\$ 1,000,000	\$ 0	\$ 0	\$ 0	\$ 0	\$ 0	\$ 1,000,000
	\$ 0	\$ 1,400,000	\$ 0	\$ 0	\$ 0	\$ 0	\$ 0	\$ 1,400,000

BUDGET CALL 2022: Community Investment Plan (FY22 - 26)



Hydraulic Extrication Tools

Purpose	The purpose of this project is to replace three (3) sets of hydraulic extrication tools that are being phased out due to their age and will no longer be supported for repairs/replacement parts.
Description	The Peoria Fire Department currently has three (3) sets of hydraulic extrication tools, that were purchased in 2000. They will no longer cut the current materials found in automobiles and they will no longer be supported due to their age. Due to the reduction of the two heavy rescue squads these hydraulic tools are carried on the truck companies and are used for any and all types of extrication's. 2023: Replace one (1) set of hydraulic tools. Upon the completion of this replacement cycle the department should not need anything further until beyond this budget cycle.



Project Status	Department	Project Type	Criteria	Investment Status	Priority	Matrix Level	Council District(s)	QCT %
Approved	Fire	Capital equipment - CB	Maintenance-Replacement	Existing	High	Level 1	All	--

TName	Past	2022	2023	2024	2025	2026	Future	Total Amt
Expense								
Equipment	\$ 97,000	\$ 0	\$ 27,000	\$ 0	\$ 0	\$ 0	\$ 0	\$ 124,000
	\$ 97,000	\$ 0	\$ 27,000	\$ 0	\$ 0	\$ 0	\$ 0	\$ 124,000

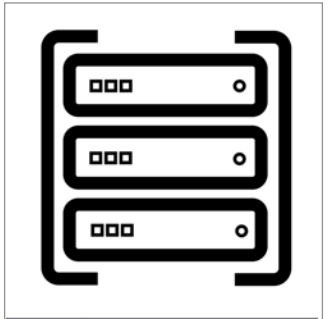
Funding								
Capital	\$ 97,000	\$ 0	\$ 27,000	\$ 0	\$ 0	\$ 0	\$ 0	\$ 124,000
	\$ 97,000	\$ 0	\$ 27,000	\$ 0	\$ 0	\$ 0	\$ 0	\$ 124,000

BUDGET CALL 2022: Community Investment Plan (FY22 - 26)



IS Server Room Upgrade / Recapitalization

Purpose	The current fire suppression system in the City Server room is a fluid-based system that could destroy equipment and cause significant loss of data in case of fire.
Description	The current sprinkler system in the Municipal building was delivered for standard office space and did not take into consideration the supplemental needs and risks of the use of water and other fluids for fire suppression in a server area. The City has an obligation to save data for FOIA requirements and increasingly stores that information on servers. The accidental deployment of the sprinkler system would immediately imperil the servers required for multiple applications to function such as public safety dispatch, police reporting, financial data, payroll and more. In addition, the replacement of the hard ware in that area would be very expensive and likely result in several weeks without the systems and applications we rely on to do our day-to-day job.



Project Status	Department	Project Type	Criteria	Investment Status	Priority	Matrix Level	Council District(s)	QCT %
Approved	Public Works	Facilities	Health-Safety-Welfare	New	High		01	100

TName	Past	2022	2023	2024	2025	2026	Future	Total Amt
Expense								
Equipment	\$ 0	\$ 175,000	\$ 0	\$ 0	\$ 0	\$ 0	\$ 0	\$ 175,000
	\$ 0	\$ 175,000	\$ 0	\$ 0	\$ 0	\$ 0	\$ 0	\$ 175,000

Funding								
General Obligation Bonds	\$ 0	\$ 175,000	\$ 0	\$ 0	\$ 0	\$ 0	\$ 0	\$ 175,000
	\$ 0	\$ 175,000	\$ 0	\$ 0	\$ 0	\$ 0	\$ 0	\$ 175,000

BUDGET CALL 2022: Community Investment Plan (FY22 - 26)

Kettelle St. Resident Officer House



Purpose	This project will provide needed improvements to the structure and interior spaces of house
Description	2022: the work includes replacement of the original condensing HVAC unit (\$7,000); plumbing upgrades to fixtures and piping (\$8,000).



Project Status	Department	Project Type	Criteria	Investment Status	Priority	Matrix Level	Council District(s)	QCT %
Approved	Public Works	Facilities	Maintenance-Replacement	Existing	Medium	Level 2	01	100

TName	Past	2022	2023	2024	2025	2026	Future	Total Amt
Expense								
Construction	\$ 123,000	\$ 15,000	\$ 0	\$ 0	\$ 0	\$ 0	\$ 0	\$ 138,000
	\$ 123,000	\$ 15,000	\$ 0	\$ 0	\$ 0	\$ 0	\$ 0	\$ 138,000

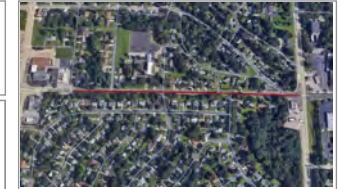
Funding								
Capital	\$ 123,000	\$ 0	\$ 0	\$ 0	\$ 0	\$ 0	\$ 0	\$ 123,000
General Obligation Bonds	\$ 0	\$ 15,000	\$ 0	\$ 0	\$ 0	\$ 0	\$ 0	\$ 15,000
	\$ 123,000	\$ 15,000	\$ 0	\$ 0	\$ 0	\$ 0	\$ 0	\$ 138,000

BUDGET CALL 2022: Community Investment Plan (FY22 - 26)



Lake Ave from Knoxville Ave to Sheridan Rd

Purpose	<p>This project includes reconstruction and jurisdictional transfer of roadway from Peoria County to the City of Peoria.</p> <p>This project includes reconstruction and jurisdictional transfer of roadway from</p>
Description	<p>Lake Avenue will be constructed as a complete street to City standards.</p> <p>This roadway is currently under the County's jurisdiction however, once the construction is complete, the roadway will become a City street. An agreement between the City and County will specify the cost sharing responsibilities of each party.</p>



Project Status	Department	Project Type	Criteria	Investment Status	Priority	Matrix Level	Council District(s)	QCT %
Approved	Public Works	Road (state mft) - M	New Program	New			03	0

TName	Past	2022	2023	2024	2025	2026	Future	Total Amt
Expense								
Engineering	\$ 0	\$ 50,000	\$ 50,000	\$ 0	\$ 0	\$ 0	\$ 0	\$ 100,000
Other	\$ 0	\$ 10,000	\$ 10,000	\$ 0	\$ 0	\$ 0	\$ 0	\$ 20,000
Land Acquisition	\$ 0	\$ 0	\$ 0	\$ 0	\$ 0	\$ 0	\$ 0	\$ 0
Construction	\$ 0	\$ 0	\$ 900,000	\$ 0	\$ 0	\$ 0	\$ 0	\$ 900,000
	\$ 0	\$ 60,000	\$ 960,000	\$ 0	\$ 0	\$ 0	\$ 0	\$ 1,020,000

Funding								
Local Motor Fuel Tax	\$ 0	\$ 10,000	\$ 10,000	\$ 0	\$ 0	\$ 0	\$ 0	\$ 20,000
State Motor Fuel Tax	\$ 0	\$ 50,000	\$ 950,000	\$ 0	\$ 0	\$ 0	\$ 0	\$ 1,000,000
	\$ 0	\$ 60,000	\$ 960,000	\$ 0	\$ 0	\$ 0	\$ 0	\$ 1,020,000

BUDGET CALL 2022: Community Investment Plan (FY22 - 26)



Land Bank Activities

Purpose	Grant funds dedicated to support land bank activities.	
Description	IHDA has provided land bank funds that support the activities of the newly formed Peoria Land Bank. This would allow for the purchase and demolition of properties.	

Project Status	Department	Project Type	Criteria	Investment Status	Priority	Matrix Level	Council District(s)	QCT %
Approved	Community Development	Community development - E	Health-Safety-Welfare	New			01, 02, 03	100

TName	Past	2022	2023	2024	2025	2026	Future	Total Amt
Expense								
Construction	\$ 0	\$ 136,140	\$ 0	\$ 0	\$ 0	\$ 0	\$ 0	\$ 136,140
Land Acquisition	\$ 0	\$ 49,156	\$ 0	\$ 0	\$ 0	\$ 0	\$ 0	\$ 49,156
	\$ 0	\$ 185,296	\$ 0	\$ 0	\$ 0	\$ 0	\$ 0	\$ 185,296


Funding								
State Grant	\$ 0	\$ 185,296	\$ 0	\$ 0	\$ 0	\$ 0	\$ 0	\$ 185,296
	\$ 0	\$ 185,296	\$ 0	\$ 0	\$ 0	\$ 0	\$ 0	\$ 185,296

BUDGET CALL 2022: Community Investment Plan (FY22 - 26)

LAWCON Site Remediation- Simantel Property



Purpose	Remediation of environmental conditions at 1 Spring Street to satisfy a LAWCON grant agreement that resulted in the construction of the Riverplex building and site facilities.
Description	The 1.3 acre property at 1 Spring Street (PIN 18-03-451-003) was acquired by the City in 2019 to satisfy conditions of a LAWCON Grant that allowed the Riverplex building and site facilities to be constructed at 600 NE Water Street. The LAWCON Grant requires Peoria provide open space for public use to offset the Riverplex development.



Project Status	Department	Project Type	Criteria	Investment Status	Priority	Matrix Level	Council District(s)	QCT %
Approved	Public Works	Community development - E	Expansion of Existing Program	New			01	100

TName	Past	2022	2023	2024	2025	2026	Future	Total Amt
Expense								
Construction	\$ 300,000	\$ 250,000	\$ 0	\$ 0	\$ 0	\$ 0	\$ 0	\$ 550,000
Engineering	\$ 200,000	\$ 0	\$ 0	\$ 0	\$ 0	\$ 0	\$ 0	\$ 200,000
	\$ 500,000	\$ 250,000	\$ 0	\$ 0	\$ 0	\$ 0	\$ 0	\$ 750,000

Funding								
General Obligation Bonds	\$ 500,000	\$ 250,000	\$ 0	\$ 0	\$ 0	\$ 0	\$ 0	\$ 750,000
	\$ 500,000	\$ 250,000	\$ 0	\$ 0	\$ 0	\$ 0	\$ 0	\$ 750,000

BUDGET CALL 2022: Community Investment Plan (FY22 - 26)

Lester B. Bergsten PW Building



Purpose	This project will provide needed updates to reduce assessed risks and mandated improvements to this city-owned facility.
Description	2022: work will include phased replacement of the overhead door operators (\$15,500), 2 air handler units and a make-up air unit (\$43,000), installing a generator (\$76,000), finalizing the new fleet maintenance building (\$350,000), replacing the salt dome (\$550,000), purchase of the fleet vehicle lift for the new fleet maintenance building (\$450,000), replacement of windows and doors for energy efficiency and building envelope improvements, on grade concrete repairs, epoxy floor re-coating of the fleet floors, and replacement of one heavy equipment pressure washer (\$215,000). and finishing the administration remodel (\$750,000)



Project Status	Department	Project Type	Criteria	Investment Status	Priority	Matrix Level	Council District(s)	QCT %
Approved	Public Works	Facilities	Maintenance-Replacement	Existing	Medium	Level 2	02	0

TName	Past	2022	2023	2024	2025	2026	Future	Total Amt
Expense								
Construction	\$ 875,500	\$ 2,250,000	\$ 0	\$ 0	\$ 0	\$ 0	\$ 0	\$ 3,125,500
	\$ 875,500	\$ 2,250,000	\$ 0	\$ 0	\$ 0	\$ 0	\$ 0	\$ 3,125,500

Funding								
Sewer Fees	\$ 75,500	\$ 0	\$ 0	\$ 0	\$ 0	\$ 0	\$ 0	\$ 75,500
Capital	\$ 800,000	\$ 0	\$ 0	\$ 0	\$ 0	\$ 0	\$ 0	\$ 800,000
General Obligation Bonds	\$ 0	\$ 2,250,000	\$ 0	\$ 0	\$ 0	\$ 0	\$ 0	\$ 2,250,000
	\$ 875,500	\$ 2,250,000	\$ 0	\$ 0	\$ 0	\$ 0	\$ 0	\$ 3,125,500

BUDGET CALL 2022: Community Investment Plan (FY22 - 26)

Library Capital Equipment



Purpose	Capital Equipment for Peoria Public Library		
Description	TYPE: 2022 2023 FURNITURE \$5,000.00 \$5,100.00 AUTOMATION \$80,000.00 \$81,600.00 AUTOMATION \$55,000.00 \$56,100.00 AUTOS \$10,000.00 \$10,200.00 CAPITAL OTHER \$20,000.00 \$20,400.00		

Project Status	Department	Project Type	Criteria	Investment Status	Priority	Matrix Level	Council District(s)	QCT %
Approved	Other	Capital equipment - CB	Maintenance-Replacement	Existing			All	--

TName	Past	2022	2023	2024	2025	2026	Future	Total Amt
Expense								
Equipment	\$ 0	\$ 170,000	\$ 173,400	\$ 0	\$ 0	\$ 0	\$ 0	\$ 343,400
	\$ 0	\$ 170,000	\$ 173,400	\$ 0	\$ 0	\$ 0	\$ 0	\$ 343,400

Funding								
Other Funding Sources	\$ 0	\$ 170,000	\$ 173,400	\$ 0	\$ 0	\$ 0	\$ 0	\$ 343,400
	\$ 0	\$ 170,000	\$ 173,400	\$ 0	\$ 0	\$ 0	\$ 0	\$ 343,400

BUDGET CALL 2022: Community Investment Plan (FY22 - 26)

MacArthur Highway Business Corridor



Purpose	This project will revitalize the MacArthur business corridor
Description	Rep. Gordon-Booth secured \$10,000,000 for economic development along MacArthur Highway from MacArthur Bridge to Jefferson Street. Money is available as of July 1, 2021. This stretch of roadway requires a mill & overlay to maintain the existing pavement and ADA ramp upgrades at an approximate cost of \$1,000,000.



Project Status	Department	Project Type	Criteria	Investment Status	Priority	Matrix Level	Council District(s)	QCT %
Approved	Public Works	Public benefit - PB	Maintenance-Replacement	Existing			01	100

TName	Past	2022	2023	2024	2025	2026	Future	Total Amt
Expense								
Other	\$ 0	\$ 0	\$ 0	\$ 0	\$ 0	\$ 0	\$ 10,000,000	\$ 10,000,000
	\$ 0	\$ 0	\$ 0	\$ 0	\$ 0	\$ 0	\$ 10,000,000	\$ 10,000,000

Funding								
State Grant	\$ 0	\$ 0	\$ 0	\$ 0	\$ 0	\$ 0	\$ 10,000,000	\$ 10,000,000
	\$ 0	\$ 0	\$ 0	\$ 0	\$ 0	\$ 0	\$ 10,000,000	\$ 10,000,000

BUDGET CALL 2022: Community Investment Plan (FY22 - 26)

MacArthur Hwy from Moss Ave to Dr M L King Dr Mill and Overlay



Purpose	Patching and mill and overlay of the existing lanes of MacArthur Highway from Moss Ave to MLK Drive
Description	The MacArthur Hwy roadway, heading south from Moss Ave, has been deteriorating quickly since the winter of 2017/18. Pavement joints have been heaving in sub-zero weather and temperatures that exceed 90 F. The surface asphalt can be seen to have subbase joint failure throughout the roadway section. This section of improvement would tie into the 2018-completed MacArthur Hwy Bridge project's section. This will be funded with COVID funds.



Project Status	Department	Project Type	Criteria	Investment Status	Priority	Matrix Level	Council District(s)	QCT %
Approved	Public Works	Public benefit - PB	Maintenance-Replacement	Existing	High		02	100

TName	Past	2022	2023	2024	2025	2026	Future	Total Amt
Expense								
Construction	\$ 0	\$ 0	\$ 350,000	\$ 0	\$ 0	\$ 0	\$ 0	\$ 350,000
Engineering	\$ 0	\$ 0	\$ 42,000	\$ 0	\$ 0	\$ 0	\$ 0	\$ 42,000
Other	\$ 0	\$ 0	\$ 8,000	\$ 0	\$ 0	\$ 0	\$ 0	\$ 8,000
	\$ 0	\$ 0	\$ 400,000	\$ 0	\$ 0	\$ 0	\$ 0	\$ 400,000

Funding								
Federal Grant	\$ 0	\$ 0	\$ 400,000	\$ 0	\$ 0	\$ 0	\$ 0	\$ 400,000
	\$ 0	\$ 0	\$ 400,000	\$ 0	\$ 0	\$ 0	\$ 0	\$ 400,000

BUDGET CALL 2022: Community Investment Plan (FY22 - 26)



Main Street Reconstruction

Purpose	Reconstruct Main Street from Water Street to Farmington Rd.
Description	As part of the Illinois HB 0064, \$25,000,000 was appropriated from the Build Illinois Bond Fund to the Department of Commerce and Economic Opportunity for funding to the City of Peoria for costs associated with the reconstruction of Main Street. Since this money is not available to us at this time, no design or construction estimates have been done. This is intended to be a place holder for this project until we have funding approval.



Project Status	Department	Project Type	Criteria	Investment Status	Priority	Matrix Level	Council District(s)	QCT %
Approved	Public Works	Road (state mft) - M	Maintenance-Replacement	New	High		02	100

TName	Past	2022	2023	2024	2025	2026	Future	Total Amt
Expense								
Engineering	\$ 0	\$ 0	\$ 0	\$ 0	\$ 0	\$ 0	\$ 0	\$ 0
Other	\$ 0	\$ 0	\$ 0	\$ 0	\$ 0	\$ 0	\$ 0	\$ 0
Land Acquisition	\$ 0	\$ 0	\$ 0	\$ 0	\$ 0	\$ 0	\$ 0	\$ 0
Construction	\$ 0	\$ 0	\$ 0	\$ 0	\$ 0	\$ 0	\$ 25,000,000	\$ 25,000,000
	\$ 0	\$ 0	\$ 0	\$ 0	\$ 0	\$ 0	\$ 25,000,000	\$ 25,000,000

Funding								
State Grant	\$ 0	\$ 0	\$ 0	\$ 0	\$ 0	\$ 0	\$ 25,000,000	\$ 25,000,000
	\$ 0	\$ 0	\$ 0	\$ 0	\$ 0	\$ 0	\$ 25,000,000	\$ 25,000,000

BUDGET CALL 2022: Community Investment Plan (FY22 - 26)

McKinley School Demolition



Purpose	Demolition of closed McKinley School	
Description	American Rescue Plan will fund the demolition of McKinley School, addressing the severe blighting factor this vacant and abandoned school has on the neighborhood.	

Project Status	Department	Project Type	Criteria	Investment Status	Priority	Matrix Level	Council District(s)	QCT %
Approved	Community Development	Public benefit - PB	Health-Safety-Welfare	New			01	100

TName	Past	2022	2023	2024	2025	2026	Future	Total Amt
Expense								
Construction	\$ 0	\$ 1,000,000	\$ 0	\$ 0	\$ 0	\$ 0	\$ 0	\$ 1,000,000
	\$ 0	\$ 1,000,000	\$ 0	\$ 0	\$ 0	\$ 0	\$ 0	\$ 1,000,000


Funding								
Federal Grant	\$ 0	\$ 1,000,000	\$ 0	\$ 0	\$ 0	\$ 0	\$ 0	\$ 1,000,000
	\$ 0	\$ 1,000,000	\$ 0	\$ 0	\$ 0	\$ 0	\$ 0	\$ 1,000,000

BUDGET CALL 2022: Community Investment Plan (FY22 - 26)

Municipal Services Building Improvements



Purpose	Maintain the building housing Information Systems (IS) and The Emergency Communication Center (ECC).
Description	2022 work includes: condensing unit in server room; repairs to the Dryvit finishing and painting of the building; tuck pointing of the exterior; remodel old ECC to relocate IS from basement to upper floor; replacement of the fire alarm panel and devices; replacing the variable volume boxes for the HVAC system (\$275,000), 2024: work includes the roofing tiles on clock tower, counter tops/cabinets, restroom remodel (\$102,000); replace 2 sections of the roof and masonry tuck pointing (\$166,000); and floor coverings Phased throughout the building (\$25,000).



Project Status	Department	Project Type	Criteria	Investment Status	Priority	Matrix Level	Council District(s)	QCT %
Approved	Public Works	Facilities	Maintenance-Replacement	Existing	Medium	Level 2	01	100

TName	Past	2022	2023	2024	2025	2026	Future	Total Amt
Expense								
Construction	\$ 125,000	\$ 275,000	\$ 0	\$ 293,000	\$ 0	\$ 0	\$ 0	\$ 693,000
	\$ 125,000	\$ 275,000	\$ 0	\$ 293,000	\$ 0	\$ 0	\$ 0	\$ 693,000

Funding								
Capital	\$ 125,000	\$ 0	\$ 0	\$ 0	\$ 0	\$ 0	\$ 0	\$ 125,000
General Obligation Bonds	\$ 0	\$ 275,000	\$ 0	\$ 293,000	\$ 0	\$ 0	\$ 0	\$ 568,000
	\$ 125,000	\$ 275,000	\$ 0	\$ 293,000	\$ 0	\$ 0	\$ 0	\$ 693,000

BUDGET CALL 2022: Community Investment Plan (FY22 - 26)

Native Planting - City Facilities



Purpose	Convert the turf grass areas at Public Works and the Well Farm to a native prairie.
Description	In order to reduce maintenance cost (mowing) and improve infiltration, turf grass areas at the Public Works and the Voris Well Farm sites will be converted to native prairie plantings. Educational signage will also be provided. The project will include a 3-5 year maintenance project to get the prairie established. After it is established it will be maintained as part of the green infrastructure maintenance contract.



Project Status	Department	Project Type	Criteria	Investment Status	Priority	Matrix Level	Council District(s)	QCT %
Approved	Public Works	Drainage - D	New Program	New			01, 02	50

TName	Past	2022	2023	2024	2025	2026	Future	Total Amt
Expense								
Other	\$ 0	\$ 5,000	\$ 0	\$ 0	\$ 0	\$ 0	\$ 0	\$ 5,000
Engineering	\$ 0	\$ 50,000	\$ 0	\$ 0	\$ 0	\$ 0	\$ 0	\$ 50,000
Construction	\$ 0	\$ 200,000	\$ 25,000	\$ 25,000	\$ 25,000	\$ 25,000	\$ 25,000	\$ 325,000
	\$ 0	\$ 255,000	\$ 25,000	\$ 25,000	\$ 25,000	\$ 25,000	\$ 25,000	\$ 380,000

Funding								
Stormwater Utility	\$ 0	\$ 255,000	\$ 25,000	\$ 25,000	\$ 25,000	\$ 25,000	\$ 25,000	\$ 380,000
	\$ 0	\$ 255,000	\$ 25,000	\$ 25,000	\$ 25,000	\$ 25,000	\$ 25,000	\$ 380,000

BUDGET CALL 2022: Community Investment Plan (FY22 - 26)

Native Planting - Orange Prairie Detention Basin Restoration



Purpose	Restore three native prairie detention basins along Orange Prairie.
Description	This project will perform an assessment of the native prairie plantings at the three detention basins along Orange Prairie from War Memorial Drive to Route 91. It will then create a native prairie restoration plan and finally the restoration work will be completed. The project will include a 3-5 year maintenance project to get the prairie established. After it is established it will be maintained as part of the green infrastructure maintenance contract.



Project Status	Department	Project Type	Criteria	Investment Status	Priority	Matrix Level	Council District(s)	QCT %
Approved	Public Works	Drainage - D	Maintenance-Replacement	New			05	0

TName	Past	2022	2023	2024	2025	2026	Future	Total Amt
Expense								
Engineering	\$ 0	\$ 50,000	\$ 20,000	\$ 0	\$ 0	\$ 0	\$ 0	\$ 70,000
Other	\$ 0	\$ 5,000	\$ 10,000	\$ 0	\$ 0	\$ 0	\$ 0	\$ 15,000
Construction	\$ 0	\$ 0	\$ 200,000	\$ 25,000	\$ 25,000	\$ 25,000	\$ 25,000	\$ 300,000
	\$ 0	\$ 55,000	\$ 230,000	\$ 25,000	\$ 25,000	\$ 25,000	\$ 25,000	\$ 385,000

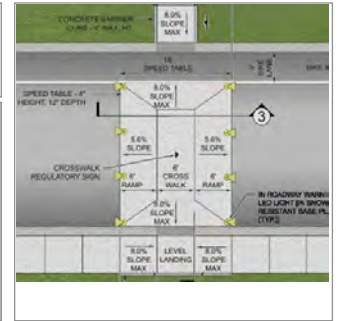
Funding								
Stormwater Utility	\$ 0	\$ 55,000	\$ 230,000	\$ 25,000	\$ 25,000	\$ 25,000	\$ 25,000	\$ 385,000
	\$ 0	\$ 55,000	\$ 230,000	\$ 25,000	\$ 25,000	\$ 25,000	\$ 25,000	\$ 385,000

BUDGET CALL 2022: Community Investment Plan (FY22 - 26)

Neighborhood Traffic Calming Program



Purpose	This project is to fund the design and installation of neighborhood traffic calming on residential city streets throughout the City of Peoria.
Description	Traffic Calming is an established practice throughout the country, with many traffic calming methods being utilized. Every year Public Works receives requests from neighborhoods for speed humps, speed limit signs, lighted crosswalks and other types of traffic calming to slow down and/or reduce traffic on their residential streets. In 2018 Public Works drafted a Traffic Calming Program, with the help of the Transportation Commission, to create a methodology for addressing neighborhood traffic complaints. This document was then adopted by City Council. This program will allow the City to implement requests that fit the criteria of the Traffic Calming Policy, once adopted. This project will impact the operating budget due to additional pavement marking, signs, traffic calming devices and landscaping.



Project Status	Department	Project Type	Criteria	Investment Status	Priority	Matrix Level	Council District(s)	QCT %
Approved	Public Works	Capital improvement - CB	Health-Safety-Welfare	Existing	High		All	--

TName	Past	2022	2023	2024	2025	2026	Future	Total Amt
Expense								
Engineering	\$ 30,000	\$ 10,000	\$ 10,000	\$ 10,000	\$ 10,000	\$ 10,000	\$ 10,000	\$ 90,000
Construction	\$ 120,000	\$ 40,000	\$ 40,000	\$ 40,000	\$ 40,000	\$ 40,000	\$ 40,000	\$ 360,000
Other	\$ 0	\$ 10,000	\$ 10,000	\$ 10,000	\$ 10,000	\$ 10,000	\$ 10,000	\$ 60,000
	\$ 150,000	\$ 60,000	\$ 60,000	\$ 60,000	\$ 60,000	\$ 60,000	\$ 60,000	\$ 510,000

Funding								
Local Motor Fuel Tax	\$ 150,000	\$ 60,000	\$ 60,000	\$ 60,000	\$ 60,000	\$ 60,000	\$ 60,000	\$ 510,000
	\$ 150,000	\$ 60,000	\$ 60,000	\$ 60,000	\$ 60,000	\$ 60,000	\$ 60,000	\$ 510,000

Impact								
Budget Impact	\$ 10,000	\$ 5,000	\$ 5,000	\$ 5,000	\$ 0	\$ 0	\$ 5,000	\$ 30,000
	\$ 10,000	\$ 5,000	\$ 5,000	\$ 5,000	\$ 0	\$ 0	\$ 5,000	\$ 30,000

BUDGET CALL 2022: Community Investment Plan (FY22 - 26)

New Resident Officer House Purchase



Purpose	Purchase of East Bluff Resident Officer home.
Description	Currently, the East Bluff Resident Officer resides in an apartment owned by the East Bluff Neighborhood Housing Services. This purchase would allow for the City to contain expenses and provide stability to the housing of the resident officer.



Project Status	Department	Project Type	Criteria	Investment Status	Priority	Matrix Level	Council District(s)	QCT %
Approved	Police	Equipment/Tech	Maintenance-Replacement	Existing	High	Level 1	03	100

TName	Past	2022	2023	2024	2025	2026	Future	Total Amt
Expense								
Land Acquisition	\$ 0	\$ 80,000	\$ 0	\$ 0	\$ 0	\$ 0	\$ 0	\$ 80,000
	\$ 0	\$ 80,000	\$ 0	\$ 0	\$ 0	\$ 0	\$ 0	\$ 80,000

Funding								
General Obligation Bonds	\$ 0	\$ 80,000	\$ 0	\$ 0	\$ 0	\$ 0	\$ 0	\$ 80,000
	\$ 0	\$ 80,000	\$ 0	\$ 0	\$ 0	\$ 0	\$ 0	\$ 80,000

BUDGET CALL 2022: Community Investment Plan (FY22 - 26)

Northside Business Park TIF - Infrastructure Improvements



Purpose	Infrastructure Improvements within the TIF.
Description	Third year of infrastructure investment within the Northside Business Park TIF area.



Project Status	Department	Project Type	Criteria	Investment Status	Priority	Matrix Level	Council District(s)	QCT %
Approved	Other	TIF (Northside Business Park) - T	Expansion of Existing Program	Existing	High	Level 2	01	100

TName	Past	2022	2023	2024	2025	2026	Future	Total Amt
Expense								
Construction	\$ 0	\$ 200,000	\$ 0	\$ 0	\$ 0	\$ 0	\$ 0	\$ 200,000
	\$ 0	\$ 200,000	\$ 0	\$ 0	\$ 0	\$ 0	\$ 0	\$ 200,000

Funding								
Northside Business Park TIF - expired 2021	\$ 0	\$ 200,000	\$ 0	\$ 0	\$ 0	\$ 0	\$ 0	\$ 200,000
	\$ 0	\$ 200,000	\$ 0	\$ 0	\$ 0	\$ 0	\$ 0	\$ 200,000

Impact								
Budget Impact	\$ 0	\$ 20,000	\$ 0	\$ 0	\$ 0	\$ 0	\$ 0	\$ 20,000
	\$ 0	\$ 20,000	\$ 0	\$ 0	\$ 0	\$ 0	\$ 0	\$ 20,000

BUDGET CALL 2022: Community Investment Plan (FY22 - 26)

NPDES MS4 Permit - Records, Mapping, Reporting, Water Quality Monitoring, & Control Measures



Purpose	Comply with the MS4 permit requirement including, record keeping, mapping, sampling, reporting, and complying with the 6 minimum control measures of IEPA Permit ILR400424.
Description	This was previously called the Storm Water Management Clean Water Act project. The Clean Water Act created the National Pollutant Discharge Elimination System (NPDES) program. The City has a Municipal Separate Storm Sewer System (MS4) with the Illinois Environmental Protection Agency (IEPA). Peoria is required to comply with NPDES permit requirements. These requirements include maintaining records, submitting annual reports, water quality sampling, maintaining a map of storm water infrastructure, and compliance with the six minimum control measures. The six minimum control measures are Construction Site Controls; Post Construction Runoff Controls; Public Education and Outreach; Public Participation/Involvement; Illicit Discharge Detection and Elimination; and Pollution Prevention/Good Housekeeping.



Project Status	Department	Project Type	Criteria	Investment Status	Priority	Matrix Level	Council District(s)	QCT %
Approved	Public Works	Drainage - D	Health-Safety-Welfare	Annual Obligation			All	--

TName	Past	2022	2023	2024	2025	2026	Future	Total Amt
Expense								
Engineering	\$ 245,000	\$ 355,000	\$ 375,000	\$ 385,000	\$ 395,000	\$ 330,000	\$ 320,000	\$ 2,405,000
Equipment	\$ 90,000	\$ 0	\$ 30,000	\$ 0	\$ 30,000	\$ 0	\$ 30,000	\$ 180,000
Other	\$ 1,100,000	\$ 10,000	\$ 10,000	\$ 10,000	\$ 10,000	\$ 10,000	\$ 10,000	\$ 1,160,000
	\$ 1,435,000	\$ 365,000	\$ 415,000	\$ 395,000	\$ 435,000	\$ 340,000	\$ 360,000	\$ 3,745,000

Funding								
Stormwater Utility	\$ 1,435,000	\$ 365,000	\$ 415,000	\$ 395,000	\$ 435,000	\$ 340,000	\$ 360,000	\$ 3,745,000
	\$ 1,435,000	\$ 365,000	\$ 415,000	\$ 395,000	\$ 435,000	\$ 340,000	\$ 360,000	\$ 3,745,000

BUDGET CALL 2022: Community Investment Plan (FY22 - 26)

Orange Prairie Road from Charter Oak to War Memorial Drive Reconstruction



Purpose	Reconstruction of Orange Prairie Road from Charter Oak Road to War Memorial Drive.
Description	Reconstruction of the existing lanes of Orange Prairie Rd. Most of the roadway has a PCI of 49 or less. Project would include sidewalk improvements. The addition of bicycle facilities would also be included in the project. In addition, the existing curb and gutters will be evaluated for repairs along with the storm sewers and inlets. This project would begin design in 2024 and 2025 with construction starting in late 2025 and going through 2027.



Project Status	Department	Project Type	Criteria	Investment Status	Priority	Matrix Level	Council District(s)	QCT %
Approved	Public Works	Public benefit - PB	Maintenance-Replacement	Existing	High		05	0

TName	Past	2022	2023	2024	2025	2026	Future	Total Amt
Expense								
Engineering	\$ 0	\$ 0	\$ 0	\$ 750,000	\$ 750,000	\$ 750,000	\$ 650,000	\$ 2,900,000
Construction	\$ 0	\$ 0	\$ 0	\$ 1,000,000	\$ 3,250,000	\$ 3,750,000	\$ 6,900,000	\$ 14,900,000
Other	\$ 0	\$ 0	\$ 0	\$ 0	\$ 25,000	\$ 50,000	\$ 25,000	\$ 100,000
	\$ 0	\$ 0	\$ 0	\$ 1,750,000	\$ 4,025,000	\$ 4,550,000	\$ 7,575,000	\$ 17,900,000


Funding								
State Motor Fuel Tax	\$ 0	\$ 0	\$ 0	\$ 1,750,000	\$ 4,000,000	\$ 4,500,000	\$ 7,550,000	\$ 17,800,000
Local Motor Fuel Tax	\$ 0	\$ 0	\$ 0	\$ 0	\$ 25,000	\$ 50,000	\$ 25,000	\$ 100,000
	\$ 0	\$ 0	\$ 0	\$ 1,750,000	\$ 4,025,000	\$ 4,550,000	\$ 7,575,000	\$ 17,900,000

BUDGET CALL 2022: Community Investment Plan (FY22 - 26)

Outdoor Warning System



Purpose	This project is for the replacement of sirens in the City of Peoria's outdoor warning system in order to upgrade coverage in areas where the current system cannot be heard.
Description	The new sirens are compatible with the County's outdoor warning systems, emit sound 360 degrees in all directions at once, and can serve as a city-wide address system during a public emergency. A total of twelve (12) rotating sirens will be replaced with the modular Omni-directional units and more powerful speakers. 2022: Purchase one (2) sirens (\$92,000). 2024: Purchase three (3) sirens (\$138,000).



Project Status	Department	Project Type	Criteria	Investment Status	Priority	Matrix Level	Council District(s)	QCT %
Approved	Fire	Capital equipment - CB	Maintenance-Replacement	Existing	High	Level 1	All	--

TName	Past	2022	2023	2024	2025	2026	Future	Total Amt
Expense								
Equipment	\$ 261,000	\$ 92,000	\$ 0	\$ 138,000	\$ 0	\$ 0	\$ 0	\$ 491,000
	\$ 261,000	\$ 92,000	\$ 0	\$ 138,000	\$ 0	\$ 0	\$ 0	\$ 491,000


Funding								
Capital	\$ 261,000	\$ 0	\$ 0	\$ 0	\$ 0	\$ 0	\$ 0	\$ 261,000
General Obligation Bonds	\$ 0	\$ 92,000	\$ 0	\$ 138,000	\$ 0	\$ 0	\$ 0	\$ 230,000
	\$ 261,000	\$ 92,000	\$ 0	\$ 138,000	\$ 0	\$ 0	\$ 0	\$ 491,000

BUDGET CALL 2022: Community Investment Plan (FY22 - 26)

Parking Deck - Jefferson Street



Purpose	This Project addresses ongoing repairs to the Jefferson Street Parking Deck to extend the life and to make it safer and more efficient for users.
Description	Funds scheduled every other year for similar work to maintain the structure. Scheduled maintenance to the concrete structure and expansion joints. In 2024 the outdate parking controls will be replaced to prepare for the one-way two-way conversion



Project Status	Department	Project Type	Criteria	Investment Status	Priority	Matrix Level	Council District(s)	QCT %
Approved	Public Works	Capital improvement - CB	Maintenance-Replacement	Existing	High	Level 1	01	100

TName	Past	2022	2023	2024	2025	2026	Future	Total Amt
Expense								
Construction	\$ 575,695	\$ 600,000	\$ 0	\$ 1,060,000	\$ 0	\$ 0	\$ 0	\$ 2,235,695
Equipment	\$ 0	\$ 60,000	\$ 0	\$ 0	\$ 0	\$ 0	\$ 0	\$ 60,000
	\$ 575,695	\$ 660,000	\$ 0	\$ 1,060,000	\$ 0	\$ 0	\$ 0	\$ 2,295,695


Funding								
Capital	\$ 575,695	\$ 0	\$ 0	\$ 0	\$ 0	\$ 0	\$ 0	\$ 575,695
General Obligation Bonds	\$ 0	\$ 660,000	\$ 0	\$ 1,060,000	\$ 0	\$ 0	\$ 0	\$ 1,720,000
	\$ 575,695	\$ 660,000	\$ 0	\$ 1,060,000	\$ 0	\$ 0	\$ 0	\$ 2,295,695

BUDGET CALL 2022: Community Investment Plan (FY22 - 26)



Parking Deck - Niagara Parking Deck

Purpose	This project addresses ongoing repairs to the Niagara Deck to extend the useful life and make the deck safer and more efficient for users.
Description	Scheduled maintenance to the concrete structure and expansion joints (\$300,000). In 2024 the parking control equipment will be replaced. The equipment is obsolete and cannot get parts for repairs.



Project Status	Department	Project Type	Criteria	Investment Status	Priority	Matrix Level	Council District(s)	QCT %
Approved	Public Works	Parking	Maintenance-Replacement	Existing	High	Level 1	01	100

TName	Past	2022	2023	2024	2025	2026	Future	Total Amt
Expense								
Construction	\$ 300,000	\$ 300,000	\$ 0	\$ 400,000	\$ 0	\$ 0	\$ 0	\$ 1,000,000
	\$ 300,000	\$ 300,000	\$ 0	\$ 400,000	\$ 0	\$ 0	\$ 0	\$ 1,000,000

Funding								
Capital	\$ 300,000	\$ 0	\$ 0	\$ 0	\$ 0	\$ 0	\$ 0	\$ 300,000
General Obligation Bonds	\$ 0	\$ 300,000	\$ 0	\$ 400,000	\$ 0	\$ 0	\$ 0	\$ 700,000
	\$ 300,000	\$ 300,000	\$ 0	\$ 400,000	\$ 0	\$ 0	\$ 0	\$ 1,000,000

BUDGET CALL 2022: Community Investment Plan (FY22 - 26)



Parking Deck - One Tech Parking Deck

Purpose	Purchase of the Caterpillar Portion of the One Technology Parking Deck from Caterpillar
Description	As part of the OSF Headquarters Project, the City of Peoria agreed to purchase the Caterpillar portion of the One Technology Parking Deck for \$2.0 million. This purchase was originally spread out over 5 years, \$400,000 annually. Caterpillar agreed to delay the 2020 payment and spread the purchase out over 4 years, \$500,000 annually.



Project Status	Department	Project Type	Criteria	Investment Status	Priority	Matrix Level	Council District(s)	QCT %
Approved	City Manager	Capital improvement - CB	New Program	Existing	High		01	100

TName	Past	2022	2023	2024	2025	2026	Future	Total Amt
Expense								
Land Acquisition	\$ 500,000	\$ 500,000	\$ 500,000	\$ 500,000	\$ 0	\$ 0	\$ 0	\$ 2,000,000
	\$ 500,000	\$ 500,000	\$ 500,000	\$ 500,000	\$ 0	\$ 0	\$ 0	\$ 2,000,000

Funding								
Capital	\$ 500,000	\$ 500,000	\$ 500,000	\$ 500,000	\$ 0	\$ 0	\$ 0	\$ 2,000,000
	\$ 500,000	\$ 500,000	\$ 500,000	\$ 500,000	\$ 0	\$ 0	\$ 0	\$ 2,000,000

BUDGET CALL 2022: Community Investment Plan (FY22 - 26)



Parking Deck - Twin Towers Parking Deck

Purpose	This project addresses ongoing repairs to the Twin Towers Parking Deck to extend the useful life of the facility and make it safer and more efficient for users.
Description	Partial depth patching to address failing structures. In 2024 the parking control equipment will be replaced. The equipment is obsolete and cannot get parts for repairs.



Project Status	Department	Project Type	Criteria	Investment Status	Priority	Matrix Level	Council District(s)	QCT %
Approved	Public Works	Parking	Maintenance-Replacement	Existing	High	Level 1	01	100

TName	Past	2022	2023	2024	2025	2026	Future	Total Amt
Expense								
Construction	\$ 2,250,000	\$ 300,000	\$ 0	\$ 150,000	\$ 0	\$ 0	\$ 0	\$ 2,700,000
	\$ 2,250,000	\$ 300,000	\$ 0	\$ 150,000	\$ 0	\$ 0	\$ 0	\$ 2,700,000


Funding								
Capital	\$ 2,250,000	\$ 0	\$ 0	\$ 0	\$ 0	\$ 0	\$ 0	\$ 2,250,000
General Obligation Bonds	\$ 0	\$ 300,000	\$ 0	\$ 150,000	\$ 0	\$ 0	\$ 0	\$ 450,000
	\$ 2,250,000	\$ 300,000	\$ 0	\$ 150,000	\$ 0	\$ 0	\$ 0	\$ 2,700,000

BUDGET CALL 2022: Community Investment Plan (FY22 - 26)

Pavement Preservation- Analysis



Purpose	This program preserves the existing pavement throughout the City on a area-cycled system.
Description	The focus of this program is to preserve and maintain existing pavement throughout the City. Roadway surfaces have shown considerable wear without a recent Preservation Plan and Program. The initial year of the program (2014) assessed the roadway network, cataloged into GIS, and determined the areas of the City for a 7- to 10-year cycle for pavement preservation. In a typical year, this program expects to complete surface treatment of a 36 foot wide pavement anywhere from 12 miles of full maintenance to 80 miles of partial preservation. The roadway network will be assessed and cataloged every 3 years allowing the pavement preservation plan to be updated.



Project Status	Department	Project Type	Criteria	Investment Status	Priority	Matrix Level	Council District(s)	QCT %
Approved	Public Works	Road (local mft) - L	Maintenance-Replacement	Existing	High		All	--

TName	Past	2022	2023	2024	2025	2026	Future	Total Amt
Expense								
Engineering	\$ 775,000	\$ 0	\$ 150,000	\$ 0	\$ 0	\$ 0	\$ 150,000	\$ 1,075,000
Other	\$ 87,500	\$ 25,000	\$ 25,000	\$ 25,000	\$ 25,000	\$ 0	\$ 25,000	\$ 212,500
	\$ 862,500	\$ 25,000	\$ 175,000	\$ 25,000	\$ 25,000	\$ 0	\$ 175,000	\$ 1,287,500

Funding								
Local Motor Fuel Tax	\$ 862,500	\$ 25,000	\$ 175,000	\$ 25,000	\$ 25,000	\$ 0	\$ 175,000	\$ 1,287,500
	\$ 862,500	\$ 25,000	\$ 175,000	\$ 25,000	\$ 25,000	\$ 0	\$ 175,000	\$ 1,287,500

BUDGET CALL 2022: Community Investment Plan (FY22 - 26)

Pavement Preservation- Implementation



Purpose	This program preserves the existing pavement throughout the City on an area-cycled system.
Description	The focus of this program is to preserve and maintain existing pavement throughout the City. Roadway surfaces have shown considerable wear without a recent Preservation Plan and Program. The initial year of the program (2014) assessed the roadway network, cataloged into GIS, and determined the areas of the City for a 7- to 10-year cycle for pavement preservation. In a typical year, this program expects to complete surface treatment of a 36 foot wide pavement anywhere from 12 miles of full maintenance to 80 miles of partial preservation.



Project Status	Department	Project Type	Criteria	Investment Status	Priority	Matrix Level	Council District(s)	QCT %
Approved	Public Works	Road (local mft) - L	Maintenance-Replacement	Existing	High		All	--

TName	Past	2022	2023	2024	2025	2026	Future	Total Amt
Expense								
Construction	\$ 5,275,000	\$ 800,000	\$ 900,000	\$ 900,000	\$ 900,000	\$ 900,000	\$ 900,000	\$ 10,575,000
Engineering	\$ 525,000	\$ 50,000	\$ 50,000	\$ 50,000	\$ 50,000	\$ 50,000	\$ 50,000	\$ 825,000
Other	\$ 20,000	\$ 10,000	\$ 10,000	\$ 10,000	\$ 10,000	\$ 10,000	\$ 10,000	\$ 80,000
	\$ 5,820,000	\$ 860,000	\$ 960,000	\$ 960,000	\$ 960,000	\$ 960,000	\$ 960,000	\$ 11,480,000

Funding								
Local Motor Fuel Tax	\$ 5,820,000	\$ 860,000	\$ 960,000	\$ 960,000	\$ 960,000	\$ 960,000	\$ 960,000	\$ 11,480,000
	\$ 5,820,000	\$ 860,000	\$ 960,000	\$ 960,000	\$ 960,000	\$ 960,000	\$ 960,000	\$ 11,480,000

BUDGET CALL 2022: Community Investment Plan (FY22 - 26)

Peoria Riverfront



Purpose	Implementation of a Riverfront Master Plan that meets the needs of the downtown business core and the residents and visitors of the City.
Description	As part of the Illinois HB 0064, \$15,000,000 was appropriated from the Build Illinois Bond Fund to the Department of Commerce and Economic Opportunity for funding to the City of Peoria for costs associated with the reconstruction of the Peoria Riverfront. The City is nearing the completion of the planning portion of this work. In addition, this work would include flood protection for some areas of the riverfront. This is intended to be a place holder for this project until we have funding approval.



Project Status	Department	Project Type	Criteria	Investment Status	Priority	Matrix Level	Council District(s)	QCT %
Approved	Public Works	Riverfront - R	Health-Safety-Welfare	Existing	High		01	100

TName	Past	2022	2023	2024	2025	2026	Future	Total Amt
Expense								
Engineering	\$ 0	\$ 0	\$ 0	\$ 0	\$ 0	\$ 0	\$ 1,500,000	\$ 1,500,000
Construction	\$ 0	\$ 0	\$ 0	\$ 0	\$ 0	\$ 0	\$ 13,500,000	\$ 13,500,000
	\$ 0	\$ 0	\$ 0	\$ 0	\$ 0	\$ 0	\$ 15,000,000	\$ 15,000,000

Funding								
State Grant	\$ 0	\$ 0	\$ 0	\$ 0	\$ 0	\$ 0	\$ 15,000,000	\$ 15,000,000
	\$ 0	\$ 0	\$ 0	\$ 0	\$ 0	\$ 0	\$ 15,000,000	\$ 15,000,000

Impact								
Budget Impact	\$ 0	\$ 0	\$ 0	\$ 0	\$ 0	\$ 0	\$ 0	\$ 0
	\$ 0	\$ 0	\$ 0	\$ 0	\$ 0	\$ 0	\$ 0	\$ 0

BUDGET CALL 2022: Community Investment Plan (FY22 - 26)

Pioneer Parkway and University Intersection



Purpose	Reconstruction of the intersection of Pioneer Parkway and University
Description	The City was successful in getting a Surface Transportation Block Grant (STBG) in the amount of \$2,420,600 for the reconstruction of the intersection of Pioneer Parkway and University. This money is available for FY 2024. Project limits on University would be restricted to about 125' north & south of the intersection. On Pioneer Parkway the job limits would extend from Harker Dr. to 600' east of the intersection.



Project Status	Department	Project Type	Criteria	Investment Status	Priority	Matrix Level	Council District(s)	QCT %
Approved	Public Works	Road (state mft) - M	Maintenance-Replacement	Existing	High		05	0

TName	Past	2022	2023	2024	2025	2026	Future	Total Amt
Expense								
Engineering	\$ 0	\$ 230,250	\$ 230,250	\$ 460,500	\$ 0	\$ 0	\$ 0	\$ 921,000
Land Acquisition	\$ 0	\$ 0	\$ 75,000	\$ 0	\$ 0	\$ 0	\$ 0	\$ 75,000
Construction	\$ 0	\$ 0	\$ 0	\$ 3,634,000	\$ 0	\$ 0	\$ 0	\$ 3,634,000
Other	\$ 0	\$ 25,000	\$ 25,000	\$ 50,000	\$ 0	\$ 0	\$ 0	\$ 100,000
	\$ 0	\$ 255,250	\$ 330,250	\$ 4,144,500	\$ 0	\$ 0	\$ 0	\$ 4,730,000

Funding								
Local Motor Fuel Tax	\$ 0	\$ 255,250	\$ 330,250	\$ 510,000	\$ 0	\$ 0	\$ 0	\$ 1,095,500
Federal Grant	\$ 0	\$ 0	\$ 0	\$ 2,420,600	\$ 0	\$ 0	\$ 0	\$ 2,420,600
State Motor Fuel Tax	\$ 0	\$ 0	\$ 0	\$ 1,213,900	\$ 0	\$ 0	\$ 0	\$ 1,213,900
	\$ 0	\$ 255,250	\$ 330,250	\$ 4,144,500	\$ 0	\$ 0	\$ 0	\$ 4,730,000

BUDGET CALL 2022: Community Investment Plan (FY22 - 26)

Pioneer Parkway Extension



Purpose	Extend Pioneer Parkway from Allen Road to Orange Prairie Road to improve connectivity between Pioneer Industrial Park, Medina Plains Corporate Park and Growth Cell 3.
Description	The extension of Pioneer Parkway from Allen Road to Trigger Road has been studied in accordance with state and federal policies. IDOT and FHWA approved the alignment location and design details of the arterial extension in 2012. IDOT has programmed \$42 million in their Multi-Year Program for the construction of a new interchange between IL Route 6 and Pioneer Parkway. Additional funding needs to be requested through the ICC for construction of two bridges over the UP Railroad tracks and the City Rail spur. Total cost to complete the extension is \$22.5 million.



Project Status	Department	Project Type	Criteria	Investment Status	Priority	Matrix Level	Council District(s)	QCT %
Approved	Public Works	Road (state mft) - M	Expansion of Existing Program	Existing			05	0

TName	Past	2022	2023	2024	2025	2026	Future	Total Amt
Expense								
Construction	\$ 0	\$ 0	\$ 0	\$ 0	\$ 0	\$ 0	\$ 15,700,000	\$ 15,700,000
Land Acquisition	\$ 0	\$ 0	\$ 0	\$ 0	\$ 0	\$ 0	\$ 3,700,000	\$ 3,700,000
Engineering	\$ 2,636,800	\$ 0	\$ 0	\$ 0	\$ 0	\$ 0	\$ 3,100,000	\$ 5,736,800
	\$ 2,636,800	\$ 0	\$ 0	\$ 0	\$ 0	\$ 0	\$ 22,500,000	\$ 25,136,800

Funding								
State Grant	\$ 2,636,800	\$ 0	\$ 0	\$ 0	\$ 0	\$ 0	\$ 22,500,000	\$ 25,136,800
	\$ 2,636,800	\$ 0	\$ 0	\$ 0	\$ 0	\$ 0	\$ 22,500,000	\$ 25,136,800

BUDGET CALL 2022: Community Investment Plan (FY22 - 26)

Pioneer Parkway from University to Knoxville



Purpose	Reconstruction of Pioneer Parkway between University Street and Knoxville Avenue.
Description	Pioneer Parkway was constructed in its current configuration around 1984 by the State of Illinois. IDOT transferred jurisdiction of the former state highway to Peoria after construction was complete. The deteriorated roadway requires reconstruction. Consideration of the Rock Island Trail crossing the arterial needs to be factored into the design and study process. IDOT and FHWA design & environment approval will be required if state/federal funds are used. This is intended to be a place holder for this project until funding is secured.



Project Status	Department	Project Type	Criteria	Investment Status	Priority	Matrix Level	Council District(s)	QCT %
Approved	Public Works	Road (state mft) - M	Maintenance-Replacement	New			05	0

TName	Past	2022	2023	2024	2025	2026	Future	Total Amt
Expense								
Engineering	\$ 0	\$ 0	\$ 0	\$ 0	\$ 0	\$ 0	\$ 2,500,000	\$ 2,500,000
Land Acquisition	\$ 0	\$ 0	\$ 0	\$ 0	\$ 0	\$ 0	\$ 100,000	\$ 100,000
Construction	\$ 0	\$ 0	\$ 0	\$ 0	\$ 0	\$ 0	\$ 10,000,000	\$ 10,000,000
	\$ 0	\$ 0	\$ 0	\$ 0	\$ 0	\$ 0	\$ 12,600,000	\$ 12,600,000

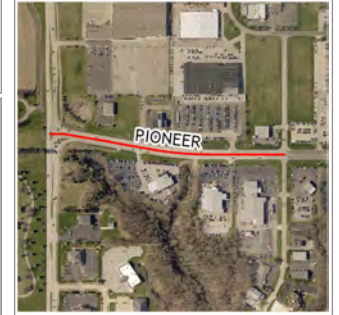
Funding								
State Grant	\$ 0	\$ 0	\$ 0	\$ 0	\$ 0	\$ 0	\$ 12,600,000	\$ 12,600,000
	\$ 0	\$ 0	\$ 0	\$ 0	\$ 0	\$ 0	\$ 12,600,000	\$ 12,600,000

BUDGET CALL 2022: Community Investment Plan (FY22 - 26)

Pioneer Parkway Reconstruction



Purpose	Reconstruction of Pioneer Parkway from Harker Dr. to Allen Rd.
Description	As part of HB 0064 \$3,000,000 was appropriated from the Build Illinois Bond Fund to the Department of Commerce and Economic Opportunity for funding to the City of Peoria for costs associated with the reconstruction of Pioneer Parkway. This will help cover the costs for reconstructing Pioneer Parkway from Harker Dr. to Allen Rd. including the realignment of the intersection of Allen Rd. and Pioneer Parkway. Extension studies approved by IDOT and FHWA included this reconstruction. Plans and land acquisition were started in 2013 but, halted in 2015 because construction funds had not been secured. Available Funding Sources: HPP Grant \$2,600,000, DCEO Grant \$3,000,000, Pending MDP Grant \$5,000,000, 20% City match \$1,900,000



Project Status	Department	Project Type	Criteria	Investment Status	Priority	Matrix Level	Council District(s)	QCT %
Approved	Public Works	Road (state mft) - M	Maintenance-Replacement	Existing	High		05	0

TName	Past	2022	2023	2024	2025	2026	Future	Total Amt
Expense								
Other	\$ 0	\$ 0	\$ 0	\$ 0	\$ 0	\$ 0	\$ 0	\$ 0
Construction	\$ 0	\$ 0	\$ 0	\$ 0	\$ 0	\$ 0	\$ 6,600,000	\$ 6,600,000
Engineering	\$ 727,000	\$ 0	\$ 0	\$ 0	\$ 0	\$ 0	\$ 860,000	\$ 1,587,000
Land Acquisition	\$ 0	\$ 0	\$ 0	\$ 0	\$ 0	\$ 0	\$ 800,000	\$ 800,000
	\$ 727,000	\$ 0	\$ 0	\$ 0	\$ 0	\$ 0	\$ 8,260,000	\$ 8,987,000

Funding								
State Grant	\$ 0	\$ 0	\$ 0	\$ 0	\$ 0	\$ 0	\$ 8,260,000	\$ 8,260,000
	\$ 0	\$ 0	\$ 0	\$ 0	\$ 0	\$ 0	\$ 8,260,000	\$ 8,260,000

BUDGET CALL 2022: Community Investment Plan (FY22 - 26)



Police Armored Vehicle

Purpose	Purchase of Armored Vehicle for SRT.	
Description	An armored vehicle to aid the Police on tactical responses.	

Project Status	Department	Project Type	Criteria	Investment Status	Priority	Matrix Level	Council District(s)	QCT %
Approved	Police	Vehicles	New Program	New			All	--

TName	Past	2022	2023	2024	2025	2026	Future	Total Amt
Expense								
Equipment	\$ 0	\$ 345,750	\$ 0	\$ 0	\$ 0	\$ 0	\$ 0	\$ 345,750
	\$ 0	\$ 345,750	\$ 0	\$ 0	\$ 0	\$ 0	\$ 0	\$ 345,750

Funding								
Capital	\$ 0	\$ 150,000	\$ 0	\$ 0	\$ 0	\$ 0	\$ 0	\$ 150,000
General Obligation Bonds	\$ 0	\$ 195,750	\$ 0	\$ 0	\$ 0	\$ 0	\$ 0	\$ 195,750
	\$ 0	\$ 345,750	\$ 0	\$ 0	\$ 0	\$ 0	\$ 0	\$ 345,750

BUDGET CALL 2022: Community Investment Plan (FY22 - 26)



Police Headquarters Improvements

Purpose	Maintain the integrity of the building by keeping major systems functioning at peak efficiency.
Description	2024: Fuel tracking equipment will be replaced, and improvements to the exterior of the building, garage door openers, and floor coverings will be done (\$115,000); repairs to flooring, VAV boxes and controls, restrooms, retaining walls, and other work as necessary. (\$292,000); phased overhead door and openers, sealing the concrete walls of the station (\$58,000).



Project Status	Department	Project Type	Criteria	Investment Status	Priority	Matrix Level	Council District(s)	QCT %
Approved	Public Works	Facilities	Maintenance-Replacement	Existing	Medium	Level 2	01	100

TName	Past	2022	2023	2024	2025	2026	Future	Total Amt
Expense								
Construction	\$ 775,750	\$ 0	\$ 0	\$ 465,000	\$ 0	\$ 0	\$ 0	\$ 1,240,750
	\$ 775,750	\$ 0	\$ 0	\$ 465,000	\$ 0	\$ 0	\$ 0	\$ 1,240,750

Funding								
Capital	\$ 775,750	\$ 0	\$ 0	\$ 0	\$ 0	\$ 0	\$ 0	\$ 775,750
General Obligation Bonds	\$ 0	\$ 0	\$ 0	\$ 465,000	\$ 0	\$ 0	\$ 0	\$ 465,000
	\$ 775,750	\$ 0	\$ 0	\$ 465,000	\$ 0	\$ 0	\$ 0	\$ 1,240,750

BUDGET CALL 2022: Community Investment Plan (FY22 - 26)

Police Patrol Equipment



Purpose	Patrol Equipment
Description	The Uniformed Operations Division has increasing need for personal equipment that will meet modern safety requirements. Updated equipment is also necessary to allow for the department to meet best practice standards thus reducing liability to the City of Peoria. This account will be utilized to purchase a multitude of equipment will be used by officers assigned to the Patrol unit including but not limited to: helmets, shields, civil unrest personal protective equipment, naloxone kits, riot gear, flashlights, etc.



Project Status	Department	Project Type	Criteria	Investment Status	Priority	Matrix Level	Council District(s)	QCT %
Approved	Police	Public benefit - PB	Maintenance-Replacement	Existing	Medium	Level 2	All	75

TName	Past	2022	2023	2024	2025	2026	Future	Total Amt
Expense								
Equipment	\$ 124,000	\$ 20,000	\$ 20,000	\$ 20,000	\$ 20,000	\$ 20,000	\$ 20,000	\$ 244,000
	\$ 124,000	\$ 20,000	\$ 20,000	\$ 20,000	\$ 20,000	\$ 20,000	\$ 20,000	\$ 244,000

Funding								
Capital	\$ 124,000	\$ 20,000	\$ 20,000	\$ 20,000	\$ 20,000	\$ 20,000	\$ 20,000	\$ 244,000
	\$ 124,000	\$ 20,000	\$ 20,000	\$ 20,000	\$ 20,000	\$ 20,000	\$ 20,000	\$ 244,000

BUDGET CALL 2022: Community Investment Plan (FY22 - 26)

Police Sub-Station 2



Purpose	The building will have the masonry tuck pointed to prevent water infiltration. Energy efficiency will be improved with HVAC upgrades.
Description	<p>2022: Replacing the overhead doors and operators (\$14,000), repair/restoration of the concrete sidewalks and driveway (\$11,000); replacing the roof(\$80,000) and replacement of the unit heaters in the garage area (\$8,500).</p> <p>2024: Replacing the asphalt parking lot (\$45,500); replacing the lockers (\$9,000) and replacing the fire alarm panel and devices (\$8,000).</p>



Project Status	Department	Project Type	Criteria	Investment Status	Priority	Matrix Level	Council District(s)	QCT %
Approved	Public Works	Facilities	Maintenance-Replacement	Existing	Medium	Level 2	05	0

TName	Past	2022	2023	2024	2025	2026	Future	Total Amt
Expense								
Construction	\$ 115,000	\$ 113,500	\$ 0	\$ 62,500	\$ 0	\$ 0	\$ 0	\$ 291,000
	\$ 115,000	\$ 113,500	\$ 0	\$ 62,500	\$ 0	\$ 0	\$ 0	\$ 291,000

Funding								
Capital	\$ 115,000	\$ 0	\$ 0	\$ 0	\$ 0	\$ 0	\$ 0	\$ 115,000
General Obligation Bonds	\$ 0	\$ 113,500	\$ 0	\$ 62,500	\$ 0	\$ 0	\$ 0	\$ 176,000
	\$ 115,000	\$ 113,500	\$ 0	\$ 62,500	\$ 0	\$ 0	\$ 0	\$ 291,000

BUDGET CALL 2022: Community Investment Plan (FY22 - 26)



Police Taser Replacement Program

Purpose	2-year replacement cost for current tasers to upgrade to the new taser 7.
Description	Current issued taser X26P are reaching the end of their life cycle. These tasers need to be replaced with the current model taser 7. This will be done in a 2 year replacement cycle to disburse costs and allow for training. Costs for 2024-2026 will be for maintenance and training.



Project Status	Department	Project Type	Criteria	Investment Status	Priority	Matrix Level	Council District(s)	QCT %
Approved	Police	Public benefit - PB	Maintenance-Replacement	Existing	Medium	Level 2	All	75

TName	Past	2022	2023	2024	2025	2026	Future	Total Amt
Expense								
Equipment	\$ 190,000	\$ 150,000	\$ 150,000	\$ 15,000	\$ 15,000	\$ 15,000	\$ 15,000	\$ 550,000
	\$ 190,000	\$ 150,000	\$ 150,000	\$ 15,000	\$ 15,000	\$ 15,000	\$ 15,000	\$ 550,000

Funding								
Capital	\$ 190,000	\$ 150,000	\$ 150,000	\$ 15,000	\$ 15,000	\$ 15,000	\$ 15,000	\$ 550,000
	\$ 190,000	\$ 150,000	\$ 150,000	\$ 15,000	\$ 15,000	\$ 15,000	\$ 15,000	\$ 550,000

BUDGET CALL 2022: Community Investment Plan (FY22 - 26)



Police Technology

Purpose	Project purpose is to maintain and upgrade police technological needs.
Description	The Police Department technology project allows the Police Department to continuously purchase, update, and maintain squad car laptop and modem replacements. The older laptops have keyboards and touchscreens that are failing. This allows the department to replace laptops and keep them under warranty.



Project Status	Department	Project Type	Criteria	Investment Status	Priority	Matrix Level	Council District(s)	QCT %
Approved	Police	Public benefit - PB	Maintenance-Replacement	Existing	Medium	Level 2	All	75

TName	Past	2022	2023	2024	2025	2026	Future	Total Amt
Expense								
Equipment	\$ 625,500	\$ 137,000	\$ 177,000	\$ 177,000	\$ 177,000	\$ 177,000	\$ 150,000	\$ 1,620,500
	\$ 625,500	\$ 137,000	\$ 177,000	\$ 177,000	\$ 177,000	\$ 177,000	\$ 150,000	\$ 1,620,500

Funding								
Capital	\$ 625,500	\$ 137,000	\$ 177,000	\$ 177,000	\$ 177,000	\$ 177,000	\$ 150,000	\$ 1,620,500
	\$ 625,500	\$ 137,000	\$ 177,000	\$ 177,000	\$ 177,000	\$ 177,000	\$ 150,000	\$ 1,620,500

BUDGET CALL 2022: Community Investment Plan (FY22 - 26)

Prospect Road from Knoxville Ave to Belmont Place Mill and Overlay



Purpose	Mill and Overlay Prospect Road from Knoxville Ave to Belmont Place.
Description	Prospect Road between Knoxville Avenue and Belmont Place is in need of HMA overlay. The existing HMA roadway has a PCI of 46. This project will mill & overlay Prospect to bring it up to a state of good repair. ADA ramps will be upgraded where necessary for accessibility. Drainage improvements will also be completed if necessary.



Project Status	Department	Project Type	Criteria	Investment Status	Priority	Matrix Level	Council District(s)	QCT %
Approved	Public Works	Road (local mft) - L	Maintenance-Replacement	Existing			03	0

TName	Past	2022	2023	2024	2025	2026	Future	Total Amt
Expense								
Construction	\$ 0	\$ 800,000	\$ 0	\$ 0	\$ 0	\$ 0	\$ 0	\$ 800,000
Engineering	\$ 0	\$ 145,000	\$ 0	\$ 0	\$ 0	\$ 0	\$ 0	\$ 145,000
Other	\$ 0	\$ 5,000	\$ 0	\$ 0	\$ 0	\$ 0	\$ 0	\$ 5,000
	\$ 0	\$ 950,000	\$ 0	\$ 0	\$ 0	\$ 0	\$ 0	\$ 950,000


Funding								
Federal Grant	\$ 0	\$ 950,000	\$ 0	\$ 0	\$ 0	\$ 0	\$ 0	\$ 950,000
	\$ 0	\$ 950,000	\$ 0	\$ 0	\$ 0	\$ 0	\$ 0	\$ 950,000

BUDGET CALL 2022: Community Investment Plan (FY22 - 26)

Public Safety Video Cameras



Purpose	Maintenance and Replacement of existing video camera equipment and infrastructure located throughout the City of Peoria.
Description	Maintaining and/or replacing aging cameras located throughout the City of Peoria. Replacing cameras lost during the current Riverfront renovation project. Purchasing and installing temporary portable camera systems that may be used in high crime areas or hotspots to help monitor and deal with criminal activity. Installation of a camera system at Valley Park Shopping Center. Installation of cameras to cover the Festival Park area (concerts and green-space). New maintenance agreement to maintain and repair our existing camera infrastructure.



Project Status	Department	Project Type	Criteria	Investment Status	Priority	Matrix Level	Council District(s)	QCT %
Approved	Police	Equipment/Tech	Maintenance-Replacement	Existing	High	Level 1	All	90

TName	Past	2022	2023	2024	2025	2026	Future	Total Amt
Expense								
Equipment	\$ 685,000	\$ 50,000	\$ 50,000	\$ 50,000	\$ 50,000	\$ 50,000	\$ 50,000	\$ 985,000
	\$ 685,000	\$ 50,000	\$ 50,000	\$ 50,000	\$ 50,000	\$ 50,000	\$ 50,000	\$ 985,000

Funding								
Capital	\$ 685,000	\$ 50,000	\$ 50,000	\$ 50,000	\$ 50,000	\$ 50,000	\$ 50,000	\$ 985,000
	\$ 685,000	\$ 50,000	\$ 50,000	\$ 50,000	\$ 50,000	\$ 50,000	\$ 50,000	\$ 985,000

BUDGET CALL 2022: Community Investment Plan (FY22 - 26)

Public Works Washington Street Facility



Purpose	This project will provide needed improvements to the structure and interior spaces of 1616 SW Washington facility.
Description	2022: Repairs to the salt storage area(\$62,000) and replacing overhead doors operators phased work(\$13,000). 2024: Replacing the unit heaters and lighting fixtures with energy efficient equipment (\$30,000)



Project Status	Department	Project Type	Criteria	Investment Status	Priority	Matrix Level	Council District(s)	QCT %
Approved	Public Works	Facilities	Maintenance-Replacement	New	Medium	Level 2	01	100

TName	Past	2022	2023	2024	2025	2026	Future	Total Amt
Expense								
Construction	\$ 0	\$ 75,000	\$ 0	\$ 30,000	\$ 0	\$ 0	\$ 0	\$ 105,000
	\$ 0	\$ 75,000	\$ 0	\$ 30,000	\$ 0	\$ 0	\$ 0	\$ 105,000

Funding								
General Obligation Bonds	\$ 0	\$ 75,000	\$ 0	\$ 30,000	\$ 0	\$ 0	\$ 0	\$ 105,000
	\$ 0	\$ 75,000	\$ 0	\$ 30,000	\$ 0	\$ 0	\$ 0	\$ 105,000

BUDGET CALL 2022: Community Investment Plan (FY22 - 26)

Radio Replacement Project



Purpose	Replacement of aging public safety and public works radios
Description	Radios (both vehicle and portable) being used by the public safety entities are aging and coming up to their maximum life expectancy age (10 years). Additionally the radios that were placed into service on the Starcom 21 Motorola system that we presently operate off of were carried forward from the previous Harris Open Sky radio system. When utilizing radios designed for one platform and used on another, certain functionality of the radios are lost (i.e. encryption, GPS location, etc.). The police chief has indicated a strong desire to utilize portable radios with GPS locating capabilities for his officers in the field (officer safety aspect). In addition, all radios in service at the Public Works Department have been operating on the old EDACS radio system where end of life for that system was slated for 2019. All radios in service by public works are in excess of 15 years of age, well past their life expectancy. In the acquisition of new radios for public works we would switch



Project Status	Department	Project Type	Criteria	Investment Status	Priority	Matrix Level	Council District(s)	QCT %
Approved	ECC	Equipment/Tech	Maintenance-Replacement	New	High	Level 1	All	--

TName	Past	2022	2023	2024	2025	2026	Future	Total Amt
Expense								
Equipment	\$ 0	\$ 0	\$ 0	\$ 2,380,903	\$ 0	\$ 0	\$ 0	\$ 2,380,903
	\$ 0	\$ 0	\$ 0	\$ 2,380,903	\$ 0	\$ 0	\$ 0	\$ 2,380,903

Funding								
General Obligation Bonds	\$ 0	\$ 0	\$ 0	\$ 2,380,903	\$ 0	\$ 0	\$ 0	\$ 2,380,903
	\$ 0	\$ 0	\$ 0	\$ 2,380,903	\$ 0	\$ 0	\$ 0	\$ 2,380,903

BUDGET CALL 2022: Community Investment Plan (FY22 - 26)



Radios

Purpose	This project is the Citywide request for radio communications and related equipment. This request allows for radio equipment to be purchased and upgraded as required for public safety operations.
Description	Replacement portable radio batteries and accessories for Police and Fire portable radios will be purchased each year. Removal of old equipment and installation of new equipment will be provided for mobile radios and equipment for Police, Fire and Public Works vehicles. Police, Fire and Public Works will be supported with replacement radio and electronic equipment as required. Enhancements to the fire station alerting system will be purchased that will provide improved alerting of fire personnel. We will upgrade the tower lighting on one of the two 280 foot radio towers at our Grandview Drive tower site facility to meet new tower lighting requirements. Purchase new public works mobiles and portables and move them to the Peoria County Public Safety P-25 system that will result in cost savings from the leased system they are on today.



Project Status	Department	Project Type	Criteria	Investment Status	Priority	Matrix Level	Council District(s)	QCT %
Approved	ECC	Capital equipment - CB	Maintenance-Replacement	Existing	High		All	--

TName	Past	2022	2023	2024	2025	2026	Future	Total Amt
Expense								
Equipment	\$ 991,000	\$ 353,118	\$ 200,000	\$ 150,000	\$ 150,000	\$ 150,000	\$ 150,000	\$ 2,144,118
	\$ 991,000	\$ 353,118	\$ 200,000	\$ 150,000	\$ 150,000	\$ 150,000	\$ 150,000	\$ 2,144,118

Funding								
Capital	\$ 991,000	\$ 353,118	\$ 200,000	\$ 150,000	\$ 150,000	\$ 150,000	\$ 150,000	\$ 2,144,118
	\$ 991,000	\$ 353,118	\$ 200,000	\$ 150,000	\$ 150,000	\$ 150,000	\$ 150,000	\$ 2,144,118

BUDGET CALL 2022: Community Investment Plan (FY22 - 26)

Railroad Property Records Maintenance



Purpose	Work with regulatory agencies to abandon rail lines as needed to convert the rails to trails.
Description	Identify rail lines that need to be abandoned for future projects. Complete necessary regulatory steps to abandon the rail lines so they can be converted to trails. This work will include engineering and legal consultants to comply with the regulatory agencies.



Project Status	Department	Project Type	Criteria	Investment Status	Priority	Matrix Level	Council District(s)	QCT %
Approved	Public Works	Public benefit - PB	New Program	New			All	--

TName	Past	2022	2023	2024	2025	2026	Future	Total Amt
Expense								
Other	\$ 0	\$ 100,000	\$ 100,000	\$ 0	\$ 0	\$ 0	\$ 0	\$ 200,000
Engineering	\$ 0	\$ 20,000	\$ 20,000	\$ 0	\$ 0	\$ 0	\$ 0	\$ 40,000
	\$ 0	\$ 120,000	\$ 120,000	\$ 0	\$ 0	\$ 0	\$ 0	\$ 240,000

Funding								
Local Motor Fuel Tax	\$ 0	\$ 120,000	\$ 120,000	\$ 0	\$ 0	\$ 0	\$ 0	\$ 240,000
	\$ 0	\$ 120,000	\$ 120,000	\$ 0	\$ 0	\$ 0	\$ 0	\$ 240,000

BUDGET CALL 2022: Community Investment Plan (FY22 - 26)



Rapid Flashing Beacons

Purpose	This project is to fund the purchase of post mounted, pedestrian activated, Rapid Flashing Beacons for pedestrian crossings.
Description	Pedestrian activated Rapid Flashing Beacons(RFB)are used to increase driver awareness at mid-block crosswalks, or crosswalks that are not at a stop controlled intersection or traffic signal. When used in conjunction with pedestrian activated push buttons, the RFB will alert the drivers of a pedestrian intending to cross the street, which increases the likelihood of the vehicle stopping, increasing pedestrian safety. This project will fund two RFB locations per year at school crossings, or other high pedestrian locations. Initially, existing older type crossing lights will be addressed by this program.



Project Status	Department	Project Type	Criteria	Investment Status	Priority	Matrix Level	Council District(s)	QCT %
Approved	Public Works	Capital improvement - CB	Health-Safety-Welfare	Existing	High		All	--

TName	Past	2022	2023	2024	2025	2026	Future	Total Amt
Expense								
Equipment	\$ 40,000	\$ 20,000	\$ 20,000	\$ 20,000	\$ 20,000	\$ 20,000	\$ 20,000	\$ 160,000
	\$ 40,000	\$ 20,000	\$ 20,000	\$ 20,000	\$ 20,000	\$ 20,000	\$ 20,000	\$ 160,000

Funding								
Local Motor Fuel Tax	\$ 40,000	\$ 20,000	\$ 20,000	\$ 20,000	\$ 20,000	\$ 20,000	\$ 20,000	\$ 160,000
	\$ 40,000	\$ 20,000	\$ 20,000	\$ 20,000	\$ 20,000	\$ 20,000	\$ 20,000	\$ 160,000

Impact								
Budget Impact	\$ 6,000	\$ 2,000	\$ 2,000	\$ 2,000	\$ 0	\$ 0	\$ 2,000	\$ 14,000
	\$ 6,000	\$ 2,000	\$ 2,000	\$ 2,000	\$ 0	\$ 0	\$ 2,000	\$ 14,000

BUDGET CALL 2022: Community Investment Plan (FY22 - 26)

Republic House



Purpose	To make necessary improvements to the resident officer house (The Republic House). The repairs are to keep the house up to good standards.
Description	2024: Renovation of the kitchen (\$14,500); electrical panel upgrades to the house (10,000).



Project Status	Department	Project Type	Criteria	Investment Status	Priority	Matrix Level	Council District(s)	QCT %
Approved	Public Works	Facilities	Maintenance-Replacement	Existing	Medium	Level 2	02	100

TName	Past	2022	2023	2024	2025	2026	Future	Total Amt
Expense								
Construction	\$ 38,000	\$ 0	\$ 0	\$ 24,500	\$ 0	\$ 0	\$ 0	\$ 62,500
	\$ 38,000	\$ 0	\$ 0	\$ 24,500	\$ 0	\$ 0	\$ 0	\$ 62,500

Funding								
Capital	\$ 38,000	\$ 0	\$ 0	\$ 0	\$ 0	\$ 0	\$ 0	\$ 38,000
General Obligation Bonds	\$ 0	\$ 0	\$ 0	\$ 24,500	\$ 0	\$ 0	\$ 0	\$ 24,500
	\$ 38,000	\$ 0	\$ 0	\$ 24,500	\$ 0	\$ 0	\$ 0	\$ 62,500

Impact								
Budget Impact	(\$ 6,480)	(\$ 1,661)	\$ 163	\$ 0	\$ 0	\$ 0	\$ 0	(\$ 7,977)
	(\$ 6,480)	(\$ 1,661)	\$ 163	\$ 0	\$ 0	\$ 0	\$ 0	(\$ 7,977)

BUDGET CALL 2022: Community Investment Plan (FY22 - 26)

Riverfront North Marina



Purpose	To make necessary improvements to the North Dock. The repairs are to keep the Dock up to good standards.
Description	In 2022 Major repairs will need to be made to the north dock. The L- shaped part of the dock is a timber framed dock with a 5 foot debris wall. This part of the dock is 20 years old and the wood is rotten beyond repair and is in need of replacement. This L- shaped is a protector wall for the rest of the dock system as it keeps all the debris from hitting all the smaller finger docks. The new proposed is a meta framed structure with a concrete platform. (\$280,000) This L-shaped section is blocked off from the public and boats are no longer able to tie up to the dock as it is not safe to walk on.



Project Status	Department	Project Type	Criteria	Investment Status	Priority	Matrix Level	Council District(s)	QCT %
Approved	Public Works	Facilities	Maintenance-Replacement	Existing	Medium	Level 2	01	100

TName	Past	2022	2023	2024	2025	2026	Future	Total Amt
Expense								
Construction	\$ 130,000	\$ 150,000	\$ 0	\$ 0	\$ 0	\$ 0	\$ 0	\$ 280,000
	\$ 130,000	\$ 150,000	\$ 0	\$ 0	\$ 0	\$ 0	\$ 0	\$ 280,000

Funding								
Central Business District TIF	\$ 130,000	\$ 150,000	\$ 0	\$ 0	\$ 0	\$ 0	\$ 0	\$ 280,000
	\$ 130,000	\$ 150,000	\$ 0	\$ 0	\$ 0	\$ 0	\$ 0	\$ 280,000

BUDGET CALL 2022: Community Investment Plan (FY22 - 26)

Roadside Safety Improvements



Purpose	Install and/or replace roadside safety elements such as guardrail, attenuators, and safer slopes.
Description	Hit-and-run accidents have been noticeable for the past several years, damaging infrastructure that must be maintained. Existing steel guardrails, impact crash attenuators, concrete barriers, and roadside slope stabilization play a critical part of protecting the motoring public. This program would allow for replacement of roadside safety systems. In late 2021 the city was notified that the City, through Tri-County Regional Planning, received a HSIP grant to replace guardrails. This project will fund the required match for the grant.



Project Status	Department	Project Type	Criteria	Investment Status	Priority	Matrix Level	Council District(s)	QCT %
Approved	Public Works	Public benefit - PB	Health-Safety-Welfare	Existing	High		All	--

TName	Past	2022	2023	2024	2025	2026	Future	Total Amt
Expense								
Engineering	\$ 5,000	\$ 20,000	\$ 5,000	\$ 5,000	\$ 5,000	\$ 5,000	\$ 5,000	\$ 50,000
Construction	\$ 20,000	\$ 175,000	\$ 20,000	\$ 20,000	\$ 20,000	\$ 20,000	\$ 20,000	\$ 295,000
Other	\$ 0	\$ 15,000	\$ 5,000	\$ 5,000	\$ 5,000	\$ 5,000	\$ 5,000	\$ 40,000
	\$ 25,000	\$ 210,000	\$ 30,000	\$ 30,000	\$ 30,000	\$ 30,000	\$ 30,000	\$ 385,000

Funding								
Local Motor Fuel Tax	\$ 25,000	\$ 70,000	\$ 30,000	\$ 30,000	\$ 30,000	\$ 30,000	\$ 30,000	\$ 245,000
Federal Grant	\$ 0	\$ 140,000	\$ 0	\$ 0	\$ 0	\$ 0	\$ 0	\$ 140,000
	\$ 25,000	\$ 210,000	\$ 30,000	\$ 30,000	\$ 30,000	\$ 30,000	\$ 30,000	\$ 385,000

BUDGET CALL 2022: Community Investment Plan (FY22 - 26)

Roadway Asset Management



Purpose	The purpose of this project to identify the location and condition of roadway assets.
Description	This project will evaluate the condition of roadway assets such as sidewalks, lighting, traffic signals, striping. These assets along with the Pavement Condition Index (PCI) of the roads, and the condition of the stormwater assets will be used for long range planning to identify projects to be completed based on asset conditions and other critical factors (traffic volume, economic development, public interest, coordination with other utilities, etc.).



Project Status	Department	Project Type	Criteria	Investment Status	Priority	Matrix Level	Council District(s)	QCT %
Approved	Public Works	Public benefit - PB	Maintenance-Replacement	New	High		All	--

TName	Past	2022	2023	2024	2025	2026	Future	Total Amt
Expense								
Engineering	\$ 0	\$ 500,000	\$ 200,000	\$ 200,000	\$ 200,000	\$ 200,000	\$ 200,000	\$ 1,500,000
Other	\$ 0	\$ 50,000	\$ 15,000	\$ 15,000	\$ 15,000	\$ 15,000	\$ 15,000	\$ 125,000
	\$ 0	\$ 550,000	\$ 215,000	\$ 215,000	\$ 215,000	\$ 215,000	\$ 215,000	\$ 1,625,000

Funding								
TName	Past	2022	2023	2024	2025	2026	Future	Total Amt
Local Motor Fuel Tax	\$ 0	\$ 150,000	\$ 215,000	\$ 215,000	\$ 215,000	\$ 215,000	\$ 215,000	\$ 1,225,000
State Grant	\$ 0	\$ 400,000	\$ 0	\$ 0	\$ 0	\$ 0	\$ 0	\$ 400,000
	\$ 0	\$ 550,000	\$ 215,000	\$ 215,000	\$ 215,000	\$ 215,000	\$ 215,000	\$ 1,625,000

BUDGET CALL 2022: Community Investment Plan (FY22 - 26)

Roadway Infrastructure Projects



Purpose	To maintain the integrity and structure of City streets by preserving the existing roadways throughout the City on a area-cycled system.
Description	Peoria's roadway infrastructure improvement has long been a priority of the community. Pavement Condition Assessment technology was utilized to evaluate and rate the condition of the roadway networks throughout Peoria and determine the relative need of each. This programs will address these much needed repairs and plan repairs in conjunction with the Pavement Preservation Plan. Two proposed projects for 2022 include Buckthorn Way, Willow Lake, and Wildlife Dr (CD 5). Proposed Work planned beyond 2022 will include such roadways that have a Pavement Condition Index (PCI) rating less than 50.



Project Status	Department	Project Type	Criteria	Investment Status	Priority	Matrix Level	Council District(s)	QCT %
Approved	Public Works	Road (local mft) - L	New Program	Existing	High		All	--

TName	Past	2022	2023	2024	2025	2026	Future	Total Amt
Expense								
Construction	\$ 9,650,000	\$ 1,050,000	\$ 1,250,000	\$ 1,250,000	\$ 1,250,000	\$ 1,250,000	\$ 1,250,000	\$ 16,950,000
Engineering	\$ 2,550,000	\$ 300,000	\$ 300,000	\$ 300,000	\$ 300,000	\$ 300,000	\$ 300,000	\$ 4,350,000
Other	\$ 0	\$ 50,000	\$ 50,000	\$ 50,000	\$ 50,000	\$ 50,000	\$ 50,000	\$ 300,000
	\$ 12,200,000	\$ 1,400,000	\$ 1,600,000	\$ 1,600,000	\$ 1,600,000	\$ 1,600,000	\$ 1,600,000	\$ 21,600,000

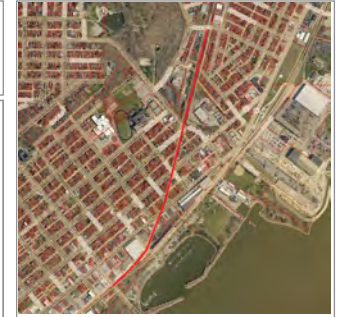
Funding								
Local Motor Fuel Tax	\$ 12,200,000	\$ 1,400,000	\$ 1,600,000	\$ 1,600,000	\$ 1,600,000	\$ 1,600,000	\$ 1,600,000	\$ 21,600,000
	\$ 12,200,000	\$ 1,400,000	\$ 1,600,000	\$ 1,600,000	\$ 1,600,000	\$ 1,600,000	\$ 1,600,000	\$ 21,600,000

BUDGET CALL 2022: Community Investment Plan (FY22 - 26)

Rock Island Greenway Extension from Park Avenue to Spring Street



Purpose	This project is to extend the Rock Island Greenway rails to trails shared use path south from the planned termini at Park Avenue to the existing Riverfront Trail on Spring Street.
Description	The Rock Island Greenway is a portion of the Rock Island Trail system, which runs through Peoria. Currently, the Greenway is a rails to trails off-street path running from the north edge of Peoria to Harvard Avenue, just north of War Memorial Drive/US 150, which is to be advertised for bid in 2021. This project is to further extend the Rock Island Greenway south of Park Avenue to the existing Riverfront Trail on Spring Street. The City received \$750,000 in Illinois Transportation Enhancement Program (ITEP) for this project.



Project Status	Department	Project Type	Criteria	Investment Status	Priority	Matrix Level	Council District(s)	QCT %
Approved	Public Works	Road (local mft) - L	Expansion of Existing Program	Existing	High		01	100

TName	Past	2022	2023	2024	2025	2026	Future	Total Amt
Expense								
Engineering	\$ 0	\$ 40,400	\$ 46,000	\$ 86,500	\$ 0	\$ 0	\$ 0	\$ 172,900
Construction	\$ 0	\$ 238,000	\$ 0	\$ 577,100	\$ 0	\$ 0	\$ 0	\$ 815,100
Other	\$ 0	\$ 10,000	\$ 10,000	\$ 10,000	\$ 0	\$ 0	\$ 0	\$ 30,000
	\$ 0	\$ 288,400	\$ 56,000	\$ 673,600	\$ 0	\$ 0	\$ 0	\$ 1,018,000

Funding								
Federal Grant	\$ 0	\$ 40,400	\$ 46,000	\$ 663,600	\$ 0	\$ 0	\$ 0	\$ 750,000
Local Motor Fuel Tax	\$ 0	\$ 10,000	\$ 10,000	\$ 10,000	\$ 0	\$ 0	\$ 0	\$ 30,000
Capital	\$ 0	\$ 238,000	\$ 0	\$ 0	\$ 0	\$ 0	\$ 0	\$ 238,000
	\$ 0	\$ 288,400	\$ 56,000	\$ 673,600	\$ 0	\$ 0	\$ 0	\$ 1,018,000

Impact								
Budget Impact	\$ 0	\$ 0	\$ 0	\$ 500	\$ 500	\$ 0	\$ 500	\$ 1,500
	\$ 0	\$ 0	\$ 0	\$ 500	\$ 500	\$ 0	\$ 500	\$ 1,500

BUDGET CALL 2022: Community Investment Plan (FY22 - 26)

SCBA Filling Station



Purpose	To Replace existing SCBA Cascade system at Central House.
Description	The Fire Department uses the Self Contained Breathing Apparatus (SCBA) Cascade system to refill air bottles that firefighters use to enter burning structures. The cascade system located at the training tower is extremely old, has been repaired multiple times, and did not pass its latest safety inspection. The new Cascade system would be located at Central House and the system currently located at Central house would move to Fire station 11. The Cascade at station 11 would be moved to the training tower. 2022: Purchase one (1) SCBA Air Cascade system (\$50,000).



Project Status	Department	Project Type	Criteria	Investment Status	Priority	Matrix Level	Council District(s)	QCT %
Approved	Fire	Capital equipment - CB	Maintenance-Replacement	New	High	Level 1	All	100

TName	Past	2022	2023	2024	2025	2026	Future	Total Amt
Expense								
Equipment	\$ 0	\$ 50,000	\$ 0	\$ 0	\$ 0	\$ 0	\$ 0	\$ 50,000
	\$ 0	\$ 50,000	\$ 0	\$ 0	\$ 0	\$ 0	\$ 0	\$ 50,000

Funding								
Capital	\$ 0	\$ 50,000	\$ 0	\$ 0	\$ 0	\$ 0	\$ 0	\$ 50,000
	\$ 0	\$ 50,000	\$ 0	\$ 0	\$ 0	\$ 0	\$ 0	\$ 50,000

BUDGET CALL 2022: Community Investment Plan (FY22 - 26)

Self-Contained Breathing Apparatus & Harnesses



Purpose	This ongoing project is for the replacement of SCBA tanks that have failed inspection or are past their life expectancy. A total of 153 SCBA tanks and 57 harnesses will be replaced over the next six (
Description	SCBA tanks are high pressure tanks worn by firefighters that provide breathable air in a hostile environment and provide life-saving air in emergency situations to downed firefighters and citizens trapped inside structures. NFPA (National Fire Protection Agency) and OSHA (Occupational Safety and Health Administration) require firefighters to wear SCBA tanks when entering atmospheres dangerous to life and health. In order to comply with NFPA and OSHA standards, SCBA tanks are required to be replaced every fifteen (15) years, tanks are retired on a rotating basis annually. Firefighters and citizens would be at a great disadvantage without SCBA tanks. Purchase 20 SCBA tanks and harnesses in each year from 2022 through 2026.



Project Status	Department	Project Type	Criteria	Investment Status	Priority	Matrix Level	Council District(s)	QCT %
Approved	Fire	Capital equipment - CB	Health-Safety-Welfare	Existing	High	Level 1	All	--


TName	Past	2022	2023	2024	2025	2026	Future	Total Amt
Expense								
Equipment	\$ 590,000	\$ 100,000	\$ 100,000	\$ 100,000	\$ 100,000	\$ 100,000	\$ 100,000	\$ 1,190,000
	\$ 590,000	\$ 100,000	\$ 100,000	\$ 100,000	\$ 100,000	\$ 100,000	\$ 100,000	\$ 1,190,000

Funding								
Capital	\$ 590,000	\$ 100,000	\$ 100,000	\$ 100,000	\$ 100,000	\$ 100,000	\$ 100,000	\$ 1,190,000
	\$ 590,000	\$ 100,000	\$ 100,000	\$ 100,000	\$ 100,000	\$ 100,000	\$ 100,000	\$ 1,190,000

BUDGET CALL 2022: Community Investment Plan (FY22 - 26)

Sidewalk and ADA Ramp Projects



Purpose	Reconstruct, replace, or install sidewalks and ADA ramps	
Description	This project combines the previous ADA Ramps, Sidewalk in Need of Repair, and the Sidewalk Participation Projects in order to be more efficient. Sidewalk and ramp locations will be picked based on asset condition and grouped by location. Grouping by location will make it more efficient for the contractor which will make it more cost effective for the City. This will be partially funded with COVID relief funds in 2022 through 2025.	

Project Status	Department	Project Type	Criteria	Investment Status	Priority	Matrix Level	Council District(s)	QCT %
Approved	Public Works	Public benefit - PB	Maintenance-Replacement	Existing			All	75

TName	Past	2022	2023	2024	2025	2026	Future	Total Amt
Expense								
Engineering	\$ 0	\$ 200,000	\$ 200,000	\$ 200,000	\$ 200,000	\$ 130,000	\$ 130,000	\$ 1,060,000
Other	\$ 0	\$ 20,000	\$ 20,000	\$ 20,000	\$ 20,000	\$ 20,000	\$ 20,000	\$ 120,000
Construction	\$ 0	\$ 830,000	\$ 770,000	\$ 770,000	\$ 770,000	\$ 650,000	\$ 650,000	\$ 4,440,000
	\$ 0	\$ 1,050,000	\$ 990,000	\$ 990,000	\$ 990,000	\$ 800,000	\$ 800,000	\$ 5,620,000

Funding								
Local Motor Fuel Tax	\$ 0	\$ 190,000	\$ 190,000	\$ 190,000	\$ 190,000	\$ 800,000	\$ 800,000	\$ 2,360,000
Federal Grant	\$ 0	\$ 860,000	\$ 800,000	\$ 800,000	\$ 800,000	\$ 0	\$ 0	\$ 3,260,000
	\$ 0	\$ 1,050,000	\$ 990,000	\$ 990,000	\$ 990,000	\$ 800,000	\$ 800,000	\$ 5,620,000

BUDGET CALL 2022: Community Investment Plan (FY22 - 26)

Smart Street Light Pilot Project



Purpose	Use of "Smart Technology" in the street lights to address crime and blight	
Description	An effort to use "smart" technology with cameras and street lighting could work to address illegal dumping and to increase public safety.	

Project Status	Department	Project Type	Criteria	Investment Status	Priority	Matrix Level	Council District(s)	QCT %
Approved	City Manager	Public benefit - PB	New Program	New			01, 02, 03	100

TName	Past	2022	2023	2024	2025	2026	Future	Total Amt
Expense								
Construction	\$ 0	\$ 750,000	\$ 500,000	\$ 500,000	\$ 500,000	\$ 0	\$ 0	\$ 2,250,000
	\$ 0	\$ 750,000	\$ 500,000	\$ 500,000	\$ 500,000	\$ 0	\$ 0	\$ 2,250,000

Funding								
Federal Grant	\$ 0	\$ 500,000	\$ 500,000	\$ 500,000	\$ 500,000	\$ 0	\$ 0	\$ 2,000,000
State Grant	\$ 0	\$ 250,000	\$ 0	\$ 0	\$ 0	\$ 0	\$ 0	\$ 250,000
	\$ 0	\$ 750,000	\$ 500,000	\$ 500,000	\$ 500,000	\$ 0	\$ 0	\$ 2,250,000

BUDGET CALL 2022: Community Investment Plan (FY22 - 26)

South Side Fire Station / Community Center



Purpose	Fund the construction of a South Side Fire Station and Community Center in the South Side.
Description	As part of the Illinois HB 0064, \$5,000,000 was appropriated from the Build Illinois Bond Fund to the Department of Commerce and Economic Opportunity for funding to the City of Peoria for costs associated with the construction of the south side fire station and the construction of a community center. Since this money is not available to us at this time, this is intended to be a place holder for this project until we have funding approval.



Project Status	Department	Project Type	Criteria	Investment Status	Priority	Matrix Level	Council District(s)	QCT %
Approved	City Manager	Facilities	Health-Safety-Welfare	New	High		01	100

TName	Past	2022	2023	2024	2025	2026	Future	Total Amt
Expense								
Construction	\$ 0	\$ 0	\$ 0	\$ 0	\$ 0	\$ 0	\$ 4,000,000	\$ 4,000,000
Land Acquisition	\$ 0	\$ 0	\$ 0	\$ 0	\$ 0	\$ 0	\$ 600,000	\$ 600,000
Engineering	\$ 0	\$ 0	\$ 0	\$ 0	\$ 0	\$ 0	\$ 400,000	\$ 400,000
	\$ 0	\$ 0	\$ 0	\$ 0	\$ 0	\$ 0	\$ 5,000,000	\$ 5,000,000

Funding								
State Grant	\$ 0	\$ 0	\$ 0	\$ 0	\$ 0	\$ 0	\$ 5,000,000	\$ 5,000,000
	\$ 0	\$ 0	\$ 0	\$ 0	\$ 0	\$ 0	\$ 5,000,000	\$ 5,000,000

BUDGET CALL 2022: Community Investment Plan (FY22 - 26)

Speed Feedback Signs



Purpose	This project is to fund the purchase of post mounted speed feedback signs to help calm motorists on City roadways.
Description	Traffic speed is an ongoing concern on City of Peoria roadways. One method to heighten awareness for drivers is to provide feedback of their current speed. This promotes the posted speed limit, and allows motorists heads-up information to help them maintain their vehicle at the proper speed. These signs, with high visibility LED lighting, provides the motorists with their current speed, in relation to the posted speed limit. These signs have been shown to reduce speeding violations in areas where they are posted. This project funds the purchase of approximately 6 speed feedback signs per year. The signs will be placed at locations determined to be problem speeding corridors.



Project Status	Department	Project Type	Criteria	Investment Status	Priority	Matrix Level	Council District(s)	QCT %
Approved	Public Works	Capital improvement - CB	Health-Safety-Welfare	Existing	High		All	--

TName	Past	2022	2023	2024	2025	2026	Future	Total Amt
Expense								
Equipment	\$ 120,000	\$ 20,000	\$ 20,000	\$ 20,000	\$ 20,000	\$ 20,000	\$ 20,000	\$ 240,000
	\$ 120,000	\$ 20,000	\$ 20,000	\$ 20,000	\$ 20,000	\$ 20,000	\$ 20,000	\$ 240,000

Funding								
Local Motor Fuel Tax	\$ 120,000	\$ 20,000	\$ 20,000	\$ 20,000	\$ 20,000	\$ 20,000	\$ 20,000	\$ 240,000
	\$ 120,000	\$ 20,000	\$ 20,000	\$ 20,000	\$ 20,000	\$ 20,000	\$ 20,000	\$ 240,000

Impact								
Budget Impact	\$ 2,000	\$ 500	\$ 500	\$ 500	\$ 0	\$ 0	\$ 500	\$ 4,000
	\$ 2,000	\$ 500	\$ 500	\$ 500	\$ 0	\$ 0	\$ 500	\$ 4,000

BUDGET CALL 2022: Community Investment Plan (FY22 - 26)

Spring Street and Adams Street Intersection Realignment



Purpose	Realign Spring Street at Adams Street to continue the alignment straight to the riverfront.
Description	The existing intersection of Spring Street and Adams Street is offset on either side of Adams Street creating an awkward movement against one-way traffic on Adams Street. This project will realign and reconstruct Spring Street to continue the alignment straight to the river creating a safer condition for pedestrians and vehicles. The railroad crossing adjacent to Bond Street will also be reconstructed. Approximately 1000 ft. of new roadway will be constructed.



Project Status	Department	Project Type	Criteria	Investment Status	Priority	Matrix Level	Council District(s)	QCT %
Approved	Public Works	Road (local mft) - L	Maintenance-Replacement	Existing			01	100

TName	Past	2022	2023	2024	2025	2026	Future	Total Amt
Expense								
Land Acquisition	\$ 0	\$ 0	\$ 0	\$ 0	\$ 0	\$ 0	\$ 200,000	\$ 200,000
Construction	\$ 0	\$ 0	\$ 0	\$ 0	\$ 0	\$ 0	\$ 2,500,000	\$ 2,500,000
Engineering	\$ 0	\$ 0	\$ 0	\$ 0	\$ 0	\$ 0	\$ 500,000	\$ 500,000
	\$ 0	\$ 0	\$ 0	\$ 0	\$ 0	\$ 0	\$ 3,200,000	\$ 3,200,000

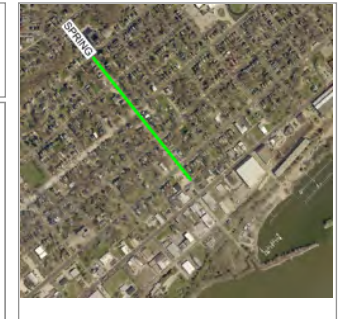
Funding								
State Grant	\$ 0	\$ 0	\$ 0	\$ 0	\$ 0	\$ 0	\$ 3,200,000	\$ 3,200,000
	\$ 0	\$ 0	\$ 0	\$ 0	\$ 0	\$ 0	\$ 3,200,000	\$ 3,200,000

BUDGET CALL 2022: Community Investment Plan (FY22 - 26)

Spring Street Reconstruction to Complete Green Street



Purpose	Reconstruct Spring Street as a complete green street to make progress towards CSO reduction requirements and improve accessibility, mobility, and public safety.
Description	Senator Durbin has put in a \$450,000 Congressionally Directed Spending Request for this project. The proposed project is located on Spring Street and extends from midblock between Adams Street and Jefferson Street to Glen Oak Avenue, approximately five and a half blocks or 3,200 linear feet. The project includes green infrastructure, such as permeable pavement, bioswales, and storm water trees. Complete Streets concepts will be incorporated to reconstruct the roadway with bike lanes and crosswalks brought into compliance with ADA requirements increasing mobility and accessibility. Sidewalks will be replaced where appropriate and traffic signals and street lighting will be upgraded, improving public safety.



Project Status	Department	Project Type	Criteria	Investment Status	Priority	Matrix Level	Council District(s)	QCT %
Approved	Public Works	Road (local mft) - L	New Program	New			01	100

TName	Past	2022	2023	2024	2025	2026	Future	Total Amt
Expense								
Construction	\$ 0	\$ 0	\$ 0	\$ 1,000,000	\$ 4,000,000	\$ 3,000,000	\$ 0	\$ 8,000,000
Engineering	\$ 0	\$ 0	\$ 0	\$ 250,000	\$ 500,000	\$ 500,000	\$ 0	\$ 1,250,000
	\$ 0	\$ 0	\$ 0	\$ 1,250,000	\$ 4,500,000	\$ 3,500,000	\$ 0	\$ 9,250,000

Funding								
IEPA (CSO) Loan	\$ 0	\$ 0	\$ 0	\$ 250,000	\$ 3,275,000	\$ 2,275,000	\$ 0	\$ 5,800,000
Stormwater Utility	\$ 0	\$ 0	\$ 0	\$ 1,000,000	\$ 1,225,000	\$ 1,225,000	\$ 0	\$ 3,450,000
	\$ 0	\$ 0	\$ 0	\$ 1,250,000	\$ 4,500,000	\$ 3,500,000	\$ 0	\$ 9,250,000

BUDGET CALL 2022: Community Investment Plan (FY22 - 26)

Springdale Cemetery Equipment



Purpose	This is an ongoing request for Springdale Cemetery to fund needed repairs to the cemetery and mausoleum and to purchase equipment.
Description	Springdale Cemetery is owned by the City of Peoria and operated by a Coalition of local governments together with Springdale Historic Preservation Foundation (SHPF). SHPF, through the charitable efforts of its members and many other community volunteers has raised in excess of \$ 1.2 million dollars for repairs and upkeep of the cemetery. Further funding to assist cemetery restoration, equipment purchases, mausoleum restoration, and other capital needs is required. \$60,000 in Capital Funds has been requested, on behalf of the Springdale Cemetery Management Board, through the City Manager's office. This is anticipated to be an ongoing request for upkeep of Springdale Cemetery.



Project Status	Department	Project Type	Criteria	Investment Status	Priority	Matrix Level	Council District(s)	QCT %
Approved	City Manager	Equipment/Tech	Maintenance-Replacement	Existing	High		03	0

TName	Past	2022	2023	2024	2025	2026	Future	Total Amt
Expense								
Other	\$ 480,000	\$ 60,000	\$ 60,000	\$ 60,000	\$ 60,000	\$ 60,000	\$ 60,000	\$ 840,000
	\$ 480,000	\$ 60,000	\$ 60,000	\$ 60,000	\$ 60,000	\$ 60,000	\$ 60,000	\$ 840,000


Funding								
Capital	\$ 480,000	\$ 60,000	\$ 60,000	\$ 60,000	\$ 60,000	\$ 60,000	\$ 60,000	\$ 840,000
	\$ 480,000	\$ 60,000	\$ 60,000	\$ 60,000	\$ 60,000	\$ 60,000	\$ 60,000	\$ 840,000

BUDGET CALL 2022: Community Investment Plan (FY22 - 26)

Storm Sewer Lining & Repairs



Purpose	Extend the life of existing storm sewers by repairing defects and installing cured-in-place liners.
Description	Inventory and inspection of the city storm drainage assets is identifying defects that require repair and reconstruction in order to extend the useful life of the storm sewer pipe system and prevent damage to other infrastructure assets and private property.



Project Status	Department	Project Type	Criteria	Investment Status	Priority	Matrix Level	Council District(s)	QCT %
Approved	Public Works	Drainage - D	Maintenance-Replacement	Existing			All	0

TName	Past	2022	2023	2024	2025	2026	Future	Total Amt
Expense								
Engineering	\$ 0	\$ 180,000	\$ 180,000	\$ 180,000	\$ 180,000	\$ 180,000	\$ 180,000	\$ 1,080,000
Construction	\$ 0	\$ 800,000	\$ 800,000	\$ 800,000	\$ 800,000	\$ 800,000	\$ 800,000	\$ 4,800,000
Other	\$ 0	\$ 20,000	\$ 20,000	\$ 20,000	\$ 20,000	\$ 20,000	\$ 20,000	\$ 120,000
	\$ 0	\$ 1,000,000	\$ 1,000,000	\$ 1,000,000	\$ 1,000,000	\$ 1,000,000	\$ 1,000,000	\$ 6,000,000

Funding								
Stormwater Utility	\$ 0	\$ 1,000,000	\$ 1,000,000	\$ 1,000,000	\$ 1,000,000	\$ 1,000,000	\$ 1,000,000	\$ 6,000,000
	\$ 0	\$ 1,000,000	\$ 1,000,000	\$ 1,000,000	\$ 1,000,000	\$ 1,000,000	\$ 1,000,000	\$ 6,000,000

BUDGET CALL 2022: Community Investment Plan (FY22 - 26)



Storm Sewer Lining Rolling Acres

Purpose	Purpose: To line existing storm sewers that are near the end of their useful life.	
Description	Description: This project will install a liner in the existing corrugated metal pipes that are in poor condition. Lining pipes is less expensive and less disruptive than waiting for the pipes to fail. Pipe failures require removing and replacing the pipes which is more disruptive to the surrounding area.	

Project Status	Department	Project Type	Criteria	Investment Status	Priority	Matrix Level	Council District(s)	QCT %
Approved	Public Works	Drainage - D	Maintenance-Replacement	New			04	0

TName	Past	2022	2023	2024	2025	2026	Future	Total Amt
Expense								
Construction	\$ 0	\$ 0	\$ 0	\$ 0	\$ 1,000,000	\$ 0	\$ 0	\$ 1,000,000
Engineering	\$ 0	\$ 0	\$ 0	\$ 120,000	\$ 120,000	\$ 0	\$ 0	\$ 240,000
Other	\$ 0	\$ 0	\$ 0	\$ 20,000	\$ 20,000	\$ 0	\$ 0	\$ 40,000
	\$ 0	\$ 0	\$ 0	\$ 140,000	\$ 1,140,000	\$ 0	\$ 0	\$ 1,280,000


Funding								
Stormwater Utility	\$ 0	\$ 0	\$ 0	\$ 140,000	\$ 1,140,000	\$ 0	\$ 0	\$ 1,280,000
	\$ 0	\$ 0	\$ 0	\$ 140,000	\$ 1,140,000	\$ 0	\$ 0	\$ 1,280,000

BUDGET CALL 2022: Community Investment Plan (FY22 - 26)

Stormwater Asset Management



Purpose	Manage the financial, engineering, and maintenance of stormwater infrastructure assets with the objective of providing the best level of service value for life cycle of the assets.
Description	This activity will locate and assess the condition of stormwater assets such as pipes, manholes, ditches, and green infrastructure. This information in combination with data for pavements, sidewalks, and sanitary sewers will be used for long range planning to prioritize project investments based on risk management principals. In addition to the asset condition, other critical factors will include the consequence should an improvement or repair not be funded.



Project Status	Department	Project Type	Criteria	Investment Status	Priority	Matrix Level	Council District(s)	QCT %
Approved	Public Works	Drainage - D	New Program	Annual Obligation	High		All	--

TName	Past	2022	2023	2024	2025	2026	Future	Total Amt
Expense								
Engineering	\$ 300,000	\$ 250,000	\$ 250,000	\$ 250,000	\$ 250,000	\$ 250,000	\$ 250,000	\$ 1,800,000
Other	\$ 30,000	\$ 30,000	\$ 30,000	\$ 30,000	\$ 30,000	\$ 30,000	\$ 30,000	\$ 210,000
	\$ 330,000	\$ 280,000	\$ 280,000	\$ 280,000	\$ 280,000	\$ 280,000	\$ 280,000	\$ 2,010,000


Funding								
Stormwater Utility	\$ 330,000	\$ 280,000	\$ 280,000	\$ 280,000	\$ 280,000	\$ 280,000	\$ 280,000	\$ 2,010,000
	\$ 330,000	\$ 280,000	\$ 280,000	\$ 280,000	\$ 280,000	\$ 280,000	\$ 280,000	\$ 2,010,000

BUDGET CALL 2022: Community Investment Plan (FY22 - 26)

Stormwater Infrastructure Improvements



Purpose	Excavate roadside ditches to re-establish drainage conditions of subdivisions, repair storm sewer outfalls, stabilize channels, replace & repair storm sewers and culverts.
Description	Improvements typically require engineering services to determine if the existing system functions properly. Construction plans and bidding documents are prepared for large projects.



Project Status	Department	Project Type	Criteria	Investment Status	Priority	Matrix Level	Council District(s)	QCT %
Approved	Public Works	Drainage - D	Maintenance-Replacement	New			All	--

TName	Past	2022	2023	2024	2025	2026	Future	Total Amt
Expense								
Construction	\$ 650,000	\$ 1,210,000	\$ 1,210,000	\$ 1,210,000	\$ 1,210,000	\$ 1,210,000	\$ 1,210,000	\$ 7,910,000
Land Acquisition	\$ 40,000	\$ 25,000	\$ 25,000	\$ 25,000	\$ 25,000	\$ 25,000	\$ 25,000	\$ 190,000
Engineering	\$ 110,000	\$ 250,000	\$ 250,000	\$ 250,000	\$ 250,000	\$ 250,000	\$ 250,000	\$ 1,610,000
Other	\$ 40,000	\$ 15,000	\$ 15,000	\$ 15,000	\$ 15,000	\$ 15,000	\$ 15,000	\$ 130,000
	\$ 840,000	\$ 1,500,000	\$ 1,500,000	\$ 1,500,000	\$ 1,500,000	\$ 1,500,000	\$ 1,500,000	\$ 9,840,000


Funding								
Stormwater Utility	\$ 840,000	\$ 1,500,000	\$ 1,500,000	\$ 1,500,000	\$ 1,500,000	\$ 1,500,000	\$ 1,500,000	\$ 9,840,000
	\$ 840,000	\$ 1,500,000	\$ 1,500,000	\$ 1,500,000	\$ 1,500,000	\$ 1,500,000	\$ 1,500,000	\$ 9,840,000

BUDGET CALL 2022: Community Investment Plan (FY22 - 26)

Stormwater Utility Grant Program



Purpose	Grant program to encourage construction and maintenance of green infrastructure and maintenance of stormwater infrastructure on private property.
Description	The credit and grant manual, available at peoriastormwater.com describes grant programs and the process to qualify for grant funding. The Private Property Drainage Assistance grant reimburses 75% of a project cost up to \$7,500. The Rain Barrel grant reimburses \$50/rain barrel, up to two per property. The Green Infrastructure grant provides reimbursements up to \$25,000 for construction of qualifying green infrastructure. The Stormwater Infrastructure Investment grant provides funding up to \$100,000 for maintenance of existing stormwater infrastructure.



Project Status	Department	Project Type	Criteria	Investment Status	Priority	Matrix Level	Council District(s)	QCT %
Approved	Public Works	Drainage - D	Maintenance-Replacement	Existing	High		All	--

TName	Past	2022	2023	2024	2025	2026	Future	Total Amt
Expense								
Other	\$ 1,860,000	\$ 430,000	\$ 430,000	\$ 430,000	\$ 430,000	\$ 430,000	\$ 430,000	\$ 4,440,000
Engineering	\$ 140,000	\$ 125,000	\$ 125,000	\$ 125,000	\$ 130,000	\$ 130,000	\$ 130,000	\$ 905,000
	\$ 2,000,000	\$ 555,000	\$ 555,000	\$ 555,000	\$ 560,000	\$ 560,000	\$ 560,000	\$ 5,345,000

Funding								
Stormwater Utility	\$ 2,000,000	\$ 555,000	\$ 555,000	\$ 555,000	\$ 560,000	\$ 560,000	\$ 560,000	\$ 5,345,000
	\$ 2,000,000	\$ 555,000	\$ 555,000	\$ 555,000	\$ 560,000	\$ 560,000	\$ 560,000	\$ 5,345,000

BUDGET CALL 2022: Community Investment Plan (FY22 - 26)

Stream Corridor Assessment and Streambank Stabilization



Purpose	To evaluate stream corridors, identify locations in need of repair, prioritize the repairs and construct the repairs.
Description	Stream corridors are stormwater infrastructure and need to be maintained. Several stream corridors in the City are also FEMA floodplains. These corridors require additional engineering analysis and permitting.



Project Status	Department	Project Type	Criteria	Investment Status	Priority	Matrix Level	Council District(s)	QCT %
Approved	Public Works	Drainage - D	Maintenance-Replacement	Existing	High		All	10

TName	Past	2022	2023	2024	2025	2026	Future	Total Amt
Expense								
Engineering	\$ 0	\$ 0	\$ 0	\$ 0	\$ 0	\$ 0	\$ 150,000	\$ 150,000
Land Acquisition	\$ 0	\$ 0	\$ 0	\$ 0	\$ 0	\$ 0	\$ 50,000	\$ 50,000
Construction	\$ 0	\$ 0	\$ 0	\$ 0	\$ 0	\$ 0	\$ 750,000	\$ 750,000
Other	\$ 0	\$ 0	\$ 0	\$ 0	\$ 0	\$ 0	\$ 50,000	\$ 50,000
	\$ 0	\$ 0	\$ 0	\$ 0	\$ 0	\$ 0	\$ 1,000,000	\$ 1,000,000

Funding								
Stormwater Utility	\$ 0	\$ 0	\$ 0	\$ 0	\$ 0	\$ 0	\$ 1,000,000	\$ 1,000,000
	\$ 0	\$ 0	\$ 0	\$ 0	\$ 0	\$ 0	\$ 1,000,000	\$ 1,000,000

BUDGET CALL 2022: Community Investment Plan (FY22 - 26)

Street Lighting New - Nebraska Avenue from Knoxville Avenue to Wisconsin Avenue



Purpose	Add lights along Nebraska Avenue from Knoxville Avenue to Wisconsin Avenue.
Description	Add ornamental lighting along Nebraska from Knoxville to Wisconsin. This is a continuation of the 2021 Nebraska Corridor Upgrade in East Bluff sidewalk project. There was not enough funding at that time for street lights. This will be funded with COVID relief funds.



Project Status	Department	Project Type	Criteria	Investment Status	Priority	Matrix Level	Council District(s)	QCT %
Approved	Public Works	Public benefit - PB	New Program	New			03	100

TName	Past	2022	2023	2024	2025	2026	Future	Total Amt
Expense								
Other	\$ 0	\$ 20,000	\$ 0	\$ 0	\$ 0	\$ 0	\$ 0	\$ 20,000
Construction	\$ 0	\$ 510,000	\$ 0	\$ 0	\$ 0	\$ 0	\$ 0	\$ 510,000
Engineering	\$ 0	\$ 127,500	\$ 0	\$ 0	\$ 0	\$ 0	\$ 0	\$ 127,500
	\$ 0	\$ 657,500	\$ 0	\$ 0	\$ 0	\$ 0	\$ 0	\$ 657,500

Funding								
Federal Grant	\$ 0	\$ 580,000	\$ 0	\$ 0	\$ 0	\$ 0	\$ 0	\$ 580,000
Local Motor Fuel Tax	\$ 0	\$ 77,500	\$ 0	\$ 0	\$ 0	\$ 0	\$ 0	\$ 77,500
	\$ 0	\$ 657,500	\$ 0	\$ 0	\$ 0	\$ 0	\$ 0	\$ 657,500

BUDGET CALL 2022: Community Investment Plan (FY22 - 26)

Street Lighting Upgrade - Glen Oak Avenue



Purpose	Remove and replace 7 existing lights on NE Glen Oak Ave between the OSF pedestrian overpass to 100 feet beyond the signalized crosswalk.
Description	There are 7 existing deteriorated concrete poles require replacement. It is also proposed to replace the old, inefficient pedestrian signal at the crosswalk with a new pedestrian activated Rapid Flashing Beacon system. This will be funded with COVID funds.



Project Status	Department	Project Type	Criteria	Investment Status	Priority	Matrix Level	Council District(s)	QCT %
Approved	Public Works	Public benefit - PB	Maintenance-Replacement	New	High		03	100

TName	Past	2022	2023	2024	2025	2026	Future	Total Amt
Expense								
Engineering	\$ 0	\$ 25,000	\$ 0	\$ 0	\$ 0	\$ 0	\$ 0	\$ 25,000
Construction	\$ 0	\$ 110,000	\$ 0	\$ 0	\$ 0	\$ 0	\$ 0	\$ 110,000
Other	\$ 0	\$ 15,000	\$ 0	\$ 0	\$ 0	\$ 0	\$ 0	\$ 15,000
	\$ 0	\$ 150,000	\$ 0	\$ 0	\$ 0	\$ 0	\$ 0	\$ 150,000

Funding								
Local Motor Fuel Tax	\$ 0	\$ 30,000	\$ 0	\$ 0	\$ 0	\$ 0	\$ 0	\$ 30,000
Federal Grant	\$ 0	\$ 120,000	\$ 0	\$ 0	\$ 0	\$ 0	\$ 0	\$ 120,000
	\$ 0	\$ 150,000	\$ 0	\$ 0	\$ 0	\$ 0	\$ 0	\$ 150,000

Impact								
Budget Impact	\$ 0	\$ 0	\$ 0	\$ 0	\$ 0	\$ 0	\$ 0	\$ 0
	\$ 0	\$ 0	\$ 0	\$ 0	\$ 0	\$ 0	\$ 0	\$ 0

BUDGET CALL 2022: Community Investment Plan (FY22 - 26)

Street Lighting Upgrade - Prospect Ave



Purpose	Replace existing, aged and missing lighting systems on Prospect Ave. between London Ave. and E. Forrest Hill Ave.
Description	Several light poles have been removed from the roadway due to safety issues and other vehicle strikes. Barrels have sat on the existing foundations since 2017. New conduits, foundations, and lighting units are recommended. Some wood poles currently have Ameren rented lights. This will be funded with COVID funds.



Project Status	Department	Project Type	Criteria	Investment Status	Priority	Matrix Level	Council District(s)	QCT %
Approved	Public Works	Capital equipment - CB	Health-Safety-Welfare	New	High		03	0

TName	Past	2022	2023	2024	2025	2026	Future	Total Amt
Expense								
Construction	\$ 0	\$ 0	\$ 250,000	\$ 0	\$ 0	\$ 0	\$ 0	\$ 250,000
Engineering	\$ 0	\$ 0	\$ 60,000	\$ 0	\$ 0	\$ 0	\$ 0	\$ 60,000
Other	\$ 0	\$ 0	\$ 10,000	\$ 0	\$ 0	\$ 0	\$ 0	\$ 10,000
	\$ 0	\$ 0	\$ 320,000	\$ 0	\$ 0	\$ 0	\$ 0	\$ 320,000


Funding								
Federal Grant	\$ 0	\$ 0	\$ 250,000	\$ 0	\$ 0	\$ 0	\$ 0	\$ 250,000
Local Motor Fuel Tax	\$ 0	\$ 0	\$ 70,000	\$ 0	\$ 0	\$ 0	\$ 0	\$ 70,000
	\$ 0	\$ 0	\$ 320,000	\$ 0	\$ 0	\$ 0	\$ 0	\$ 320,000

BUDGET CALL 2022: Community Investment Plan (FY22 - 26)

Street Lighting Upgrade - Sheridan Road from McClure Avenue to Florence Avenue



Purpose	Replace deteriorated composite concrete light poles along the route.
Description	Sheridan Road has existing light poles that are deteriorated composite concrete poles and some wood pole lighting. This project will upgrade the light systems on this route to ornamental lighting.



Project Status	Department	Project Type	Criteria	Investment Status	Priority	Matrix Level	Council District(s)	QCT %
Approved	Public Works	Public benefit - PB	Maintenance-Replacement	New	High		02	0

TName	Past	2022	2023	2024	2025	2026	Future	Total Amt
Expense								
Engineering	\$ 0	\$ 0	\$ 0	\$ 0	\$ 0	\$ 265,000	\$ 0	\$ 265,000
Construction	\$ 0	\$ 0	\$ 0	\$ 0	\$ 0	\$ 1,150,000	\$ 0	\$ 1,150,000
Other	\$ 0	\$ 0	\$ 0	\$ 0	\$ 0	\$ 30,000	\$ 0	\$ 30,000
	\$ 0	\$ 0	\$ 0	\$ 0	\$ 0	\$ 1,445,000	\$ 0	\$ 1,445,000

Funding								
Local Motor Fuel Tax	\$ 0	\$ 0	\$ 0	\$ 0	\$ 0	\$ 1,445,000	\$ 0	\$ 1,445,000
	\$ 0	\$ 0	\$ 0	\$ 0	\$ 0	\$ 1,445,000	\$ 0	\$ 1,445,000


Impact								
Budget Impact	\$ 0	\$ 0	\$ 0	\$ 0	\$ 0	\$ 0	\$ 0	\$ 0
	\$ 0	\$ 0	\$ 0	\$ 0	\$ 0	\$ 0	\$ 0	\$ 0

BUDGET CALL 2022: Community Investment Plan (FY22 - 26)

Street Lighting Upgrade - SW Adams St. Concrete Pole System



Purpose	Replace 29 inefficient and/or inoperable street lights that are on deteriorated concrete poles.
Description	Several concrete light poles in the area around SW Adams St, Garden St, and the Tyng St intersection have been removed as the concrete is significantly deteriorated. This project would replace those 29 lights, remove some Ameren rental lights, and replace with new poles. This will be funded with COVID funds.



Project Status	Department	Project Type	Criteria	Investment Status	Priority	Matrix Level	Council District(s)	QCT %
Approved	Public Works	TIF (Southtown) - T	Maintenance-Replacement	New	High		01	100

TName	Past	2022	2023	2024	2025	2026	Future	Total Amt
Expense								
Engineering	\$ 0	\$ 0	\$ 110,000	\$ 0	\$ 0	\$ 0	\$ 0	\$ 110,000
Construction	\$ 0	\$ 0	\$ 550,000	\$ 0	\$ 0	\$ 0	\$ 0	\$ 550,000
Other	\$ 0	\$ 0	\$ 10,000	\$ 0	\$ 0	\$ 0	\$ 0	\$ 10,000
	\$ 0	\$ 0	\$ 670,000	\$ 0	\$ 0	\$ 0	\$ 0	\$ 670,000

Funding								
Federal Grant	\$ 0	\$ 0	\$ 550,000	\$ 0	\$ 0	\$ 0	\$ 0	\$ 550,000
Local Motor Fuel Tax	\$ 0	\$ 0	\$ 120,000	\$ 0	\$ 0	\$ 0	\$ 0	\$ 120,000
	\$ 0	\$ 0	\$ 670,000	\$ 0	\$ 0	\$ 0	\$ 0	\$ 670,000

Impact								
Budget Impact	\$ 0	\$ 0	\$ 0	\$ 0	\$ 0	\$ 0	\$ 0	\$ 0
	\$ 0	\$ 0	\$ 0	\$ 0	\$ 0	\$ 0	\$ 0	\$ 0

BUDGET CALL 2022: Community Investment Plan (FY22 - 26)

Street Lighting Upgrade - SW Washington Street



Purpose	Replace badly deteriorated steel light poles and foundations on SW Washington St. from Hamilton St. to Fulton St.
Description	Several old steel light poles had to be removed in recent years due to corrosion and safety concerns. This project would replace 13 lights, foundations, conduits, and Ameren connections. Funding will be from the Central Business District TIF.



Project Status	Department	Project Type	Criteria	Investment Status	Priority	Matrix Level	Council District(s)	QCT %
Approved	Public Works	Public benefit - PB	Health-Safety-Welfare	New	High		01	100

TName	Past	2022	2023	2024	2025	2026	Future	Total Amt
Expense								
Construction	\$ 0	\$ 0	\$ 0	\$ 0	\$ 0	\$ 0	\$ 300,000	\$ 300,000
Engineering	\$ 0	\$ 0	\$ 0	\$ 0	\$ 0	\$ 0	\$ 60,000	\$ 60,000
Other	\$ 0	\$ 0	\$ 0	\$ 0	\$ 0	\$ 0	\$ 20,000	\$ 20,000
	\$ 0	\$ 0	\$ 0	\$ 0	\$ 0	\$ 0	\$ 380,000	\$ 380,000

Funding								
Downtown TIF	\$ 0	\$ 0	\$ 0	\$ 0	\$ 0	\$ 0	\$ 380,000	\$ 380,000
	\$ 0	\$ 0	\$ 0	\$ 0	\$ 0	\$ 0	\$ 380,000	\$ 380,000

Impact								
Budget Impact	\$ 0	\$ 0	\$ 0	\$ 0	\$ 0	\$ 0	\$ 0	\$ 0
	\$ 0	\$ 0	\$ 0	\$ 0	\$ 0	\$ 0	\$ 0	\$ 0

BUDGET CALL 2022: Community Investment Plan (FY22 - 26)

Street Lighting Upgrade - Uplands



Purpose	Replace 123 inefficient lights that are on greater than 50-year old, deteriorated concrete poles. New LED lights will replace the old High Pressure Sodium lights.
Description	The existing lighting system in the Uplands subdivision is outdated with deteriorating concrete poles. Those poles are older than 50 years and require replacement.



Project Status	Department	Project Type	Criteria	Investment Status	Priority	Matrix Level	Council District(s)	QCT %
Approved	Public Works	Public benefit - PB	Maintenance-Replacement	New	High		02	0

TName	Past	2022	2023	2024	2025	2026	Future	Total Amt
Expense								
Engineering	\$ 0	\$ 0	\$ 0	\$ 0	\$ 300,000	\$ 0	\$ 0	\$ 300,000
Construction	\$ 0	\$ 0	\$ 0	\$ 0	\$ 1,500,000	\$ 0	\$ 0	\$ 1,500,000
Other	\$ 0	\$ 0	\$ 0	\$ 0	\$ 30,000	\$ 0	\$ 0	\$ 30,000
	\$ 0	\$ 0	\$ 0	\$ 0	\$ 1,830,000	\$ 0	\$ 0	\$ 1,830,000

Funding								
Local Motor Fuel Tax	\$ 0	\$ 0	\$ 0	\$ 0	\$ 1,830,000	\$ 0	\$ 0	\$ 1,830,000
	\$ 0	\$ 0	\$ 0	\$ 0	\$ 1,830,000	\$ 0	\$ 0	\$ 1,830,000

Impact								
Budget Impact	\$ 0	\$ 0	\$ 0	\$ 0	\$ 0	\$ 0	\$ 0	\$ 0
	\$ 0	\$ 0	\$ 0	\$ 0	\$ 0	\$ 0	\$ 0	\$ 0

BUDGET CALL 2022: Community Investment Plan (FY22 - 26)

Tabor Property - Brownfield Clean Up



Purpose	Federal brownfield remediation funds to clean up the Tabor Property.
Description	The need for environmental remediation has been identified at this site. The City was the recipient of a \$950,000 Rebuild IL grant, supplemented with \$150,000 of Eagle View TIF funds to start remediation of the property. This \$500,000 USEPA grant will supplement those efforts.



Project Status	Department	Project Type	Criteria	Investment Status	Priority	Matrix Level	Council District(s)	QCT %
Approved	Other	Community development - E	Maintenance-Replacement	Existing	High	Level 1	01	100

TName	Past	2022	2023	2024	2025	2026	Future	Total Amt
Expense								
Construction	\$ 1,000,000	\$ 500,000	\$ 0	\$ 0	\$ 0	\$ 0	\$ 0	\$ 1,500,000
Engineering	\$ 600,000	\$ 0	\$ 0	\$ 0	\$ 0	\$ 0	\$ 0	\$ 600,000
	\$ 1,600,000	\$ 500,000	\$ 0	\$ 0	\$ 0	\$ 0	\$ 0	\$ 2,100,000

Funding								
Eagle View TIF	\$ 150,000	\$ 0	\$ 0	\$ 0	\$ 0	\$ 0	\$ 0	\$ 150,000
Capital	\$ 500,000	\$ 0	\$ 0	\$ 0	\$ 0	\$ 0	\$ 0	\$ 500,000
State Grant	\$ 950,000	\$ 0	\$ 0	\$ 0	\$ 0	\$ 0	\$ 0	\$ 950,000
Federal Grant	\$ 0	\$ 500,000	\$ 0	\$ 0	\$ 0	\$ 0	\$ 0	\$ 500,000
	\$ 1,600,000	\$ 500,000	\$ 0	\$ 0	\$ 0	\$ 0	\$ 0	\$ 2,100,000


Impact								
Budget Impact	\$ 0	\$ 200,000	\$ 10,000	\$ 0	\$ 0	\$ 0	\$ 0	\$ 210,000
	\$ 0	\$ 200,000	\$ 10,000	\$ 0	\$ 0	\$ 0	\$ 0	\$ 210,000

BUDGET CALL 2022: Community Investment Plan (FY22 - 26)



Thermal Imaging Cameras

Purpose	This project is to replace fifteen (15) Thermal Imaging Cameras over a five (5) year period.
Description	Thermal Imaging Cameras are life-saving devices that are used to detect hidden "hot spots" in walls, ceiling, and other confined areas. These cameras allow firefighters to detect and extinguish fires before they become large and more dangerous. They also allow firefighters to find citizens in buildings by detecting them through their body heat. The price of each camera includes a two-year warranty.



Project Status	Department	Project Type	Criteria	Investment Status	Priority	Matrix Level	Council District(s)	QCT %
Approved	Fire	Capital equipment - CB	Maintenance-Replacement	Existing	High	Level 1	All	--

TName	Past	2022	2023	2024	2025	2026	Future	Total Amt
Expense								
Equipment	\$ 135,000	\$ 26,000	\$ 28,000	\$ 32,000	\$ 32,000	\$ 34,000	\$ 34,000	\$ 321,000
	\$ 135,000	\$ 26,000	\$ 28,000	\$ 32,000	\$ 32,000	\$ 34,000	\$ 34,000	\$ 321,000

Funding								
Capital	\$ 135,000	\$ 26,000	\$ 28,000	\$ 32,000	\$ 32,000	\$ 34,000	\$ 34,000	\$ 321,000
	\$ 135,000	\$ 26,000	\$ 28,000	\$ 32,000	\$ 32,000	\$ 34,000	\$ 34,000	\$ 321,000

BUDGET CALL 2022: Community Investment Plan (FY22 - 26)



Tough Books

Purpose	Each fire apparatus and each Battalion Chief vehicle is equipped with a tough book. These tough books are used for silent dispatch, CAD information, and incident reports.
Description	As per the I.S. Department, the tough books need to be replaced on a rotational basis. 2022: Purchase five (5) tough books (\$20,000) and purchase five (5) per year over the next five (5) years.



Project Status	Department	Project Type	Criteria	Investment Status	Priority	Matrix Level	Council District(s)	QCT %
Approved	Fire	Capital equipment - CB	Health-Safety-Welfare	Existing	High	Level 1	All	--

TName	Past	2022	2023	2024	2025	2026	Future	Total Amt
Expense								
Equipment	\$ 17,500	\$ 20,000	\$ 20,000	\$ 22,000	\$ 22,000	\$ 24,000	\$ 24,000	\$ 149,500
	\$ 17,500	\$ 20,000	\$ 20,000	\$ 22,000	\$ 22,000	\$ 24,000	\$ 24,000	\$ 149,500

Funding								
Capital	\$ 17,500	\$ 20,000	\$ 20,000	\$ 22,000	\$ 22,000	\$ 24,000	\$ 24,000	\$ 149,500
	\$ 17,500	\$ 20,000	\$ 20,000	\$ 22,000	\$ 22,000	\$ 24,000	\$ 24,000	\$ 149,500

BUDGET CALL 2022: Community Investment Plan (FY22 - 26)

Traffic Signal - Capital Maintenance



Purpose	Install new and/or rehabilitate lighting and signal equipment at existing intersections.
Description	<p>Purchase equipment necessary for the maintenance of existing traffic signal intersections. Funds may also be used for the city's share of joint projects with other agencies enabling us to take advantage of the opportunities to jointly fund projects.</p> <p>In coordination with IDOT the following 2021 joint projects have been identified: Controller Cabinet Upgrades: 8 Locations, Video Detection Upgrades: 6 Locations, Battery Backup Upgrades: 10 Locations, Mast Arm Replacement: 2 locations. These projects will have an estimated \$105,000 City share.</p>



Project Status	Department	Project Type	Criteria	Investment Status	Priority	Matrix Level	Council District(s)	QCT %
Approved	Public Works	Capital improvement - CB	Maintenance-Replacement	Existing	High		All	--

TName	Past	2022	2023	2024	2025	2026	Future	Total Amt
Expense								
Equipment	\$ 335,000	\$ 30,000	\$ 30,000	\$ 30,000	\$ 30,000	\$ 0	\$ 30,000	\$ 485,000
	\$ 335,000	\$ 30,000	\$ 30,000	\$ 30,000	\$ 30,000	\$ 0	\$ 30,000	\$ 485,000


Funding								
Local Motor Fuel Tax	\$ 335,000	\$ 30,000	\$ 30,000	\$ 30,000	\$ 30,000	\$ 0	\$ 30,000	\$ 485,000
	\$ 335,000	\$ 30,000	\$ 30,000	\$ 30,000	\$ 30,000	\$ 0	\$ 30,000	\$ 485,000

BUDGET CALL 2022: Community Investment Plan (FY22 - 26)



Traffic Signal - McClure/North Upgrade

Purpose	Upgrade of the traffic signals at the intersection of McClure and North.
Description	The traffic signal installation at the intersection of McClure and North is over 30 years old. Some of the traffic signals use 8" signal faces. The signals are side mounted on poles, which can be contributed to red light running, due to poor visibility. Upgrading the traffic signals to mast arm mounted 12" signals with a new controller will improve the operation and safety of the intersection for the traveling public. The project will include pedestrian activated signals and any necessary curb ramp improvements at the intersection.



Project Status	Department	Project Type	Criteria	Investment Status	Priority	Matrix Level	Council District(s)	QCT %
Approved	Public Works	Capital improvement - CB	Maintenance-Replacement	Existing	High		02	75

TName	Past	2022	2023	2024	2025	2026	Future	Total Amt
Expense								
Construction	\$ 0	\$ 200,000	\$ 0	\$ 0	\$ 0	\$ 0	\$ 0	\$ 200,000
Engineering	\$ 0	\$ 75,000	\$ 0	\$ 0	\$ 0	\$ 0	\$ 0	\$ 75,000
	\$ 0	\$ 275,000	\$ 0	\$ 0	\$ 0	\$ 0	\$ 0	\$ 275,000

Funding								
Local Motor Fuel Tax	\$ 0	\$ 275,000	\$ 0	\$ 0	\$ 0	\$ 0	\$ 0	\$ 275,000
	\$ 0	\$ 275,000	\$ 0	\$ 0	\$ 0	\$ 0	\$ 0	\$ 275,000

BUDGET CALL 2022: Community Investment Plan (FY22 - 26)



Traffic Signal - Preemption

Purpose	The traffic signal preemption system allows firefighters to traverse, with increased safety, through major intersections in the City.
Description	This request is for six preemption systems and the installation/maintenance of analytics software in 2019, and six additional units each year, until the program is complete. At the end of 2018 the City will have 60 preempted traffic signals. The six new systems each year will be located at intersections deemed critical by the Fire Department. This will increase firefighter and citizen safety. Studies have shown traffic preemption systems can improve response time of fire apparatus by twenty percent and reduce crashes at signal controlled intersections. Installation will be performed by Public Works Electricians.



Project Status	Department	Project Type	Criteria	Investment Status	Priority	Matrix Level	Council District(s)	QCT %
Approved	Public Works	Capital improvement - CB	Maintenance-Replacement	Existing	High		All	--

TName	Past	2022	2023	2024	2025	2026	Future	Total Amt
Expense								
Equipment	\$ 305,000	\$ 38,000	\$ 38,000	\$ 38,000	\$ 38,000	\$ 0	\$ 38,000	\$ 495,000
Other	\$ 35,000	\$ 4,500	\$ 4,500	\$ 4,500	\$ 4,500	\$ 0	\$ 4,500	\$ 57,500
	\$ 340,000	\$ 42,500	\$ 42,500	\$ 42,500	\$ 42,500	\$ 0	\$ 42,500	\$ 552,500

Funding								
Local Motor Fuel Tax	\$ 340,000	\$ 42,500	\$ 42,500	\$ 42,500	\$ 42,500	\$ 0	\$ 42,500	\$ 552,500
	\$ 340,000	\$ 42,500	\$ 42,500	\$ 42,500	\$ 42,500	\$ 0	\$ 42,500	\$ 552,500

Impact								
Budget Impact	\$ 1,500	\$ 500	\$ 500	\$ 0	\$ 0	\$ 0	\$ 0	\$ 2,500
	\$ 1,500	\$ 500	\$ 500	\$ 0	\$ 0	\$ 0	\$ 0	\$ 2,500

BUDGET CALL 2022: Community Investment Plan (FY22 - 26)

University from Pioneer Parkway to Northmoor reconstruction



Purpose	Reconstruct University Street from Pioneer Parkway to W Northmoor Road
Description	Reconstruct University Street from Pioneer Parkway to W Northmoor Road. Project will include new pavement, curb and gutter, storm sewers, sidewalks, etc.



Project Status	Department	Project Type	Criteria	Investment Status	Priority	Matrix Level	Council District(s)	QCT %
Approved	Public Works	Road (state mft) - M	Maintenance-Replacement	New			04, 05	0

TName	Past	2022	2023	2024	2025	2026	Future	Total Amt
Expense								
Engineering	\$ 0	\$ 0	\$ 0	\$ 0	\$ 0	\$ 0	\$ 5,000,000	\$ 5,000,000
Construction	\$ 0	\$ 0	\$ 0	\$ 0	\$ 0	\$ 0	\$ 20,000,000	\$ 20,000,000
	\$ 0	\$ 0	\$ 0	\$ 0	\$ 0	\$ 0	\$ 25,000,000	\$ 25,000,000

Funding								
State Motor Fuel Tax	\$ 0	\$ 0	\$ 0	\$ 0	\$ 0	\$ 0	\$ 20,000,000	\$ 20,000,000
Local Motor Fuel Tax	\$ 0	\$ 0	\$ 0	\$ 0	\$ 0	\$ 0	\$ 5,000,000	\$ 5,000,000
	\$ 0	\$ 0	\$ 0	\$ 0	\$ 0	\$ 0	\$ 25,000,000	\$ 25,000,000

BUDGET CALL 2022: Community Investment Plan (FY22 - 26)



Washers and Dryers

Purpose	To be able to launder dirty clothes after a structure fire.
Description	Purchase of 4 sets of washers and dryers for the 4 remaining firehouses without them. This would allow crews to wash uniforms and free them of carcinogens after fighting a structure fire. The costs of the 4 washers and dryers would be (\$6,000) and the install associated with all 4 would be (\$40,000).



Project Status	Department	Project Type	Criteria	Investment Status	Priority	Matrix Level	Council District(s)	QCT %
Approved	Fire	Facilities	Health-Safety-Welfare	New	Medium	Level 1	All	25

TName	Past	2022	2023	2024	2025	2026	Future	Total Amt
Expense								
Equipment	\$ 0	\$ 46,000	\$ 0	\$ 0	\$ 0	\$ 0	\$ 0	\$ 46,000
	\$ 0	\$ 46,000	\$ 0	\$ 0	\$ 0	\$ 0	\$ 0	\$ 46,000

Funding								
Capital	\$ 0	\$ 46,000	\$ 0	\$ 0	\$ 0	\$ 0	\$ 0	\$ 46,000
	\$ 0	\$ 46,000	\$ 0	\$ 0	\$ 0	\$ 0	\$ 0	\$ 46,000

BUDGET CALL 2022: Community Investment Plan (FY22 - 26)

Washington Street from Liberty to Main



Purpose	Continuation of museum block project and Washington Street improvements.
Description	This project will continue the improvements of the previous Washington Street projects. The project will incorporate complete street elements, including roadway improvements, sidewalks, streetscaping, and green infrastructure. Project will include mill and overlay of the museum side of these blocks.



Project Status	Department	Project Type	Criteria	Investment Status	Priority	Matrix Level	Council District(s)	QCT %
Approved	Public Works	TIF (CBD) - T	Maintenance-Replacement	Existing	High		01	100

TName	Past	2022	2023	2024	2025	2026	Future	Total Amt
Expense								
Construction	\$ 0	\$ 0	\$ 0	\$ 700,000	\$ 0	\$ 0	\$ 0	\$ 700,000
Engineering	\$ 0	\$ 0	\$ 150,000	\$ 200,000	\$ 0	\$ 0	\$ 0	\$ 350,000
Other	\$ 0	\$ 0	\$ 15,000	\$ 20,000	\$ 0	\$ 0	\$ 0	\$ 35,000
	\$ 0	\$ 0	\$ 165,000	\$ 920,000	\$ 0	\$ 0	\$ 0	\$ 1,085,000

Funding								
State Motor Fuel Tax	\$ 0	\$ 0	\$ 165,000	\$ 920,000	\$ 0	\$ 0	\$ 0	\$ 1,085,000
	\$ 0	\$ 0	\$ 165,000	\$ 920,000	\$ 0	\$ 0	\$ 0	\$ 1,085,000

Impact								
Budget Impact	\$ 0	\$ 0	\$ 0	\$ 0	\$ 40,000	\$ 0	\$ 0	\$ 40,000
	\$ 0	\$ 0	\$ 0	\$ 0	\$ 40,000	\$ 0	\$ 0	\$ 40,000

BUDGET CALL 2022: Community Investment Plan (FY22 - 26)

Western Ave from Adams St to Lincoln Ave



Purpose	Reconstruct Western Avenue from Adams Street to Lincoln Avenue.
Description	Western Avenue is a major north south connector that connects the residential bluff to the commercial and industrial (employment) areas. The Western Avenue project will include "complete streets" concepts and construction of green infrastructure to control combined sewer overflows. In 2018 this project received a federal grant not to exceed \$2,353,423. Green infrastructure elements will be funded from sewer revenues. State motor fuel taxes will be used to support the remaining expenses. Future, annual operational costs will be about 3% of the total construction cost. Design and property acquisition are scheduled for 2019; construction is planned for 2021/2022.



Project Status	Department	Project Type	Criteria	Investment Status	Priority	Matrix Level	Council District(s)	QCT %
Approved	Public Works	Road (state mft) - M	Maintenance-Replacement	Existing	High		01	100

TName	Past	2022	2023	2024	2025	2026	Future	Total Amt
Expense								
Construction	\$ 8,205,000	\$ 2,350,000	\$ 500,000	\$ 0	\$ 0	\$ 0	\$ 0	\$ 11,055,000
Engineering	\$ 2,950,000	\$ 500,000	\$ 0	\$ 0	\$ 0	\$ 0	\$ 0	\$ 3,450,000
Land Acquisition	\$ 250,000	\$ 0	\$ 0	\$ 0	\$ 0	\$ 0	\$ 0	\$ 250,000
Other	\$ 0	\$ 10,000	\$ 0	\$ 0	\$ 0	\$ 0	\$ 0	\$ 10,000
	\$ 11,405,000	\$ 2,860,000	\$ 500,000	\$ 0	\$ 0	\$ 0	\$ 0	\$ 14,765,000

Funding								
State Motor Fuel Tax	\$ 4,065,250	\$ 1,210,000	\$ 500,000	\$ 0	\$ 0	\$ 0	\$ 0	\$ 5,775,250
Sewer Fees	\$ 6,739,750	\$ 0	\$ 0	\$ 0	\$ 0	\$ 0	\$ 0	\$ 6,739,750
Reimbursements Other Agencies	\$ 600,000	\$ 0	\$ 0	\$ 0	\$ 0	\$ 0	\$ 0	\$ 600,000
Local Motor Fuel Tax	\$ 0	\$ 450,000	\$ 0	\$ 0	\$ 0	\$ 0	\$ 0	\$ 450,000
State Grant	\$ 0	\$ 1,200,000	\$ 0	\$ 0	\$ 0	\$ 0	\$ 0	\$ 1,200,000
	\$ 11,405,000	\$ 2,860,000	\$ 500,000	\$ 0	\$ 0	\$ 0	\$ 0	\$ 14,765,000

BUDGET CALL 2022: Community Investment Plan (FY22 - 26)



Wisconsin Avenue from Forrest Hill to Republic

Purpose	Project reconstructs roadway and infrastructure on Wisconsin Avenue from Forrest Hill to Republic.
Description	As part of the City of Peoria's plan to address its aging infrastructure, a capital plan is being developed based on the Pavement Condition Index and other infrastructure analyzing technology. Wisconsin Avenue between Forrest Hill and Republic is a vital corridor to the East Bluff and ranks as an area in need of upgrading. This project will fund the reconstruction of that roadway. Due to the length of the project and available funding the project will likely need to be done in sections with the design starting in 2023 and construction beginning in 2024 or later.



Project Status	Department	Project Type	Criteria	Investment Status	Priority	Matrix Level	Council District(s)	QCT %
Approved	Public Works	Road (local mft) - L	Maintenance-Replacement	Existing	High		03	50

TName	Past	2022	2023	2024	2025	2026	Future	Total Amt
Expense								
Engineering	\$ 0	\$ 940,000	\$ 400,000	\$ 400,000	\$ 350,000	\$ 0	\$ 0	\$ 2,090,000
Construction	\$ 0	\$ 0	\$ 3,600,000	\$ 3,600,000	\$ 3,150,000	\$ 0	\$ 0	\$ 10,350,000
Other	\$ 0	\$ 60,000	\$ 0	\$ 0	\$ 0	\$ 0	\$ 0	\$ 60,000
	\$ 0	\$ 1,000,000	\$ 4,000,000	\$ 4,000,000	\$ 3,500,000	\$ 0	\$ 0	\$ 12,500,000

Funding								
State Motor Fuel Tax	\$ 0	\$ 0	\$ 0	\$ 0	\$ 0	\$ 0	\$ 0	\$ 0
Local Motor Fuel Tax	\$ 0	\$ 1,000,000	\$ 2,000,000	\$ 4,000,000	\$ 3,500,000	\$ 0	\$ 0	\$ 10,500,000
Federal Grant	\$ 0	\$ 0	\$ 2,000,000	\$ 0	\$ 0	\$ 0	\$ 0	\$ 2,000,000
	\$ 0	\$ 1,000,000	\$ 4,000,000	\$ 4,000,000	\$ 3,500,000	\$ 0	\$ 0	\$ 12,500,000