



Quarterly Update 2015

greaterpeoriaedc.org • (309) 495-5910



Foreword

We are excited to share our first official Quarterly Update for the Greater Peoria Economic Development Council. These reports will be posted in April (Q1), July (Q2), October (Q3), and January (Q4 and Annual) and will include three sections:

- 1) GPEDC Performance – these metrics measure the performance of our organization
- 2) Regional Indicators – these metrics include key indicators that help us understand how our economy is performing
- 3) Regional Performance – these metrics measure the collective performance of our regional partners

This report reflects the progress underway at the GPEDC. Our first six months of operations generated 10 completed business expansion projects and 2 attraction project. Collectively, those projects only generated 153 new jobs, a reflection of the slow growth period we have been experiencing in our region. At the end of the second quarter, our team had 10 active expansion projects and 14 active attraction projects in the hopper, so hopefully we will see some of those come to fruition later this year.

A key factor in project generation is our ability to get out and meet with local companies and site selectors. As our staff has grown, we have been able to dedicate more time to business retention visits (48 completed already this year) and meetings with site selectors (8 completed this year). Site Selectors have been enthusiastic to see our team and re-engage with Greater Peoria. Those meetings have already resulted in several business attraction leads for our region.

Startup Peoria has helped 7 startups to launch in 2015, generating 4 new jobs for our region. They also have 20 members at The Nest Co-Working Space. We believe that program will be a critical engine for future business development and job creation in GP.

Regional indicators reflect a retracting economy. Our labor force has dropped by over 6,000 since last year. Government, education, and healthcare jobs are aligned with state and national trends, but most industries have experienced a decrease including financial and professional/business service sectors. These trends underscore the critical need for active and ongoing economic development strategies in Greater Peoria.

There are several bright spots in the report. Average wages have increased in the region, real estate vacancies have declined, and there continues to be an increase in passengers at the Peoria International Airport. Housing sales have also grown along with the median sales price of regional homes.

We believe these reports are an important way to share our progress along with the important work and progress of our partners. It is only, acting collectively, that we will see positive returns for Greater Peoria.

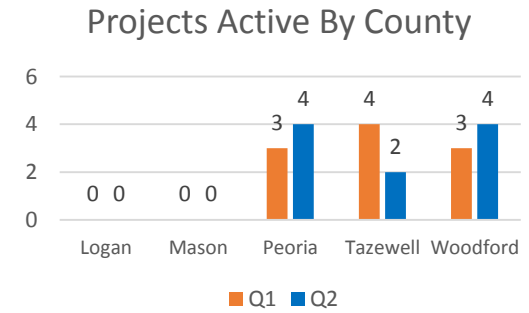
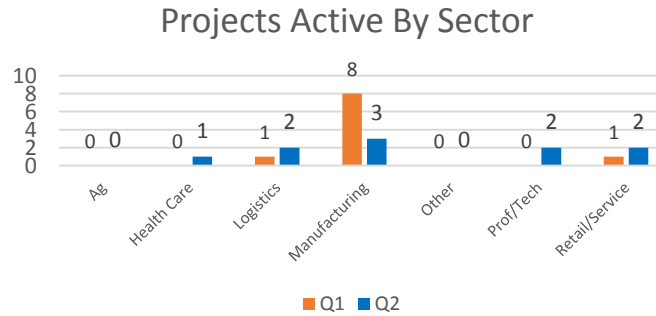
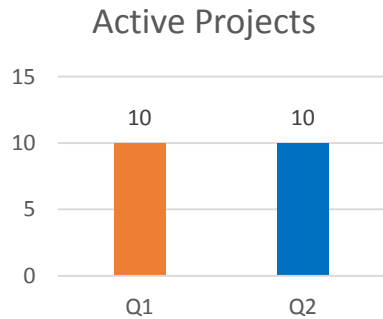
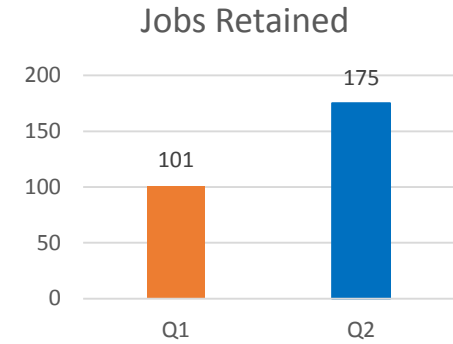
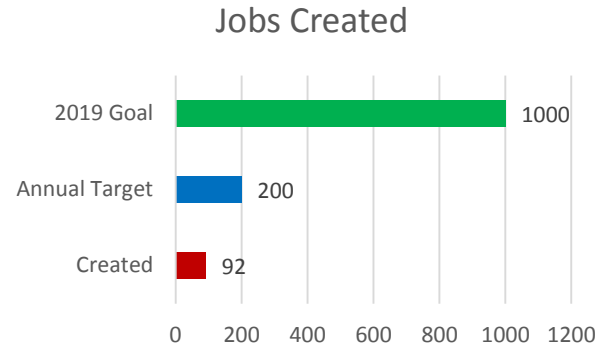
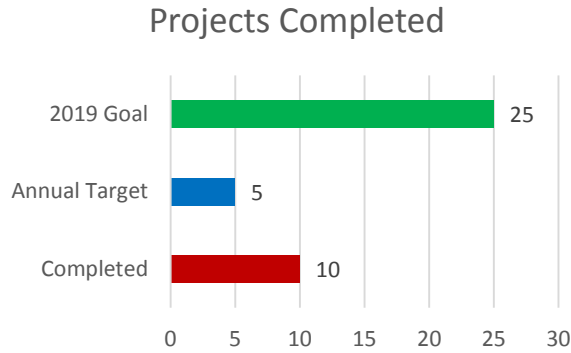
Jennifer Daly, JCM

CEO

Greater Peoria Economic Development Council



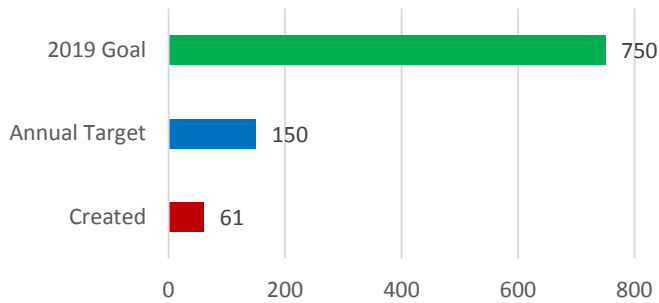
GPEDC Performance | Expansion/Retention Projects Jan-Jun 2015



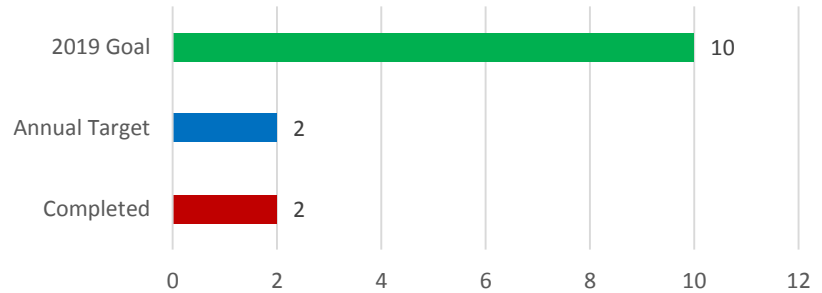
Company	Description	City	County	New Jobs	Retained
Chemtura	Specialty chemicals	Mapleton	Peoria	0	23
Fugate Instruments	Drum and percussion instruments	East Peoria	Tazewell	1	0
Philippi-Hagenbuch	Off-highway truck enhancements	Peoria	Peoria	0	35
Redbud Ridge Custom Cabinets	Custom cabinets	Bartonville	Peoria	3	43
SoBrite Technologies	Water treatment solutions	Eureka	Woodford	2	1
Precision Laser Manufacturing	Fabricated metal manufacturing	East Peoria	Tazewell	0	1
Chip Energy	Renewable Energy	Goodfield	Woodford	6	0
Waite Equipment	Crane Manufacturer	East Peoria	Tazewell	2	8
RLI	Insurance	Peoria	Peoria	30	65
Methodist College	Health Care	Peoria	Peoria	48	100
Total Jobs:				92	276

GPEDC Performance | Attraction Projects Jan-Jun 2015

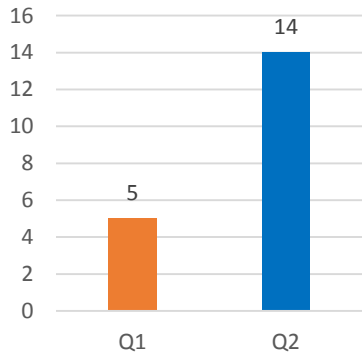
Jobs Created



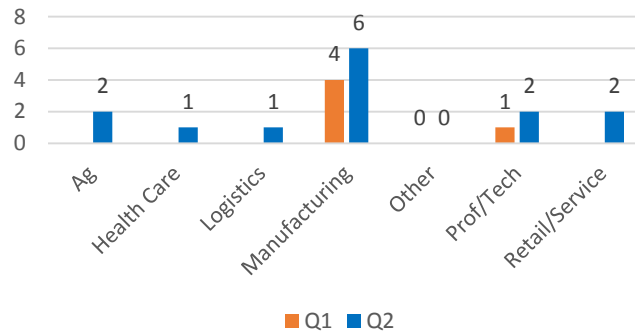
Projects Completed



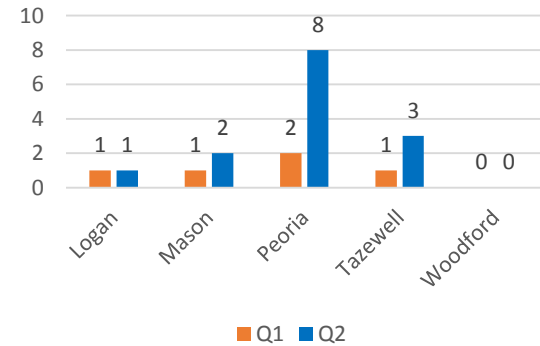
Active Projects



Projects Active By Sector

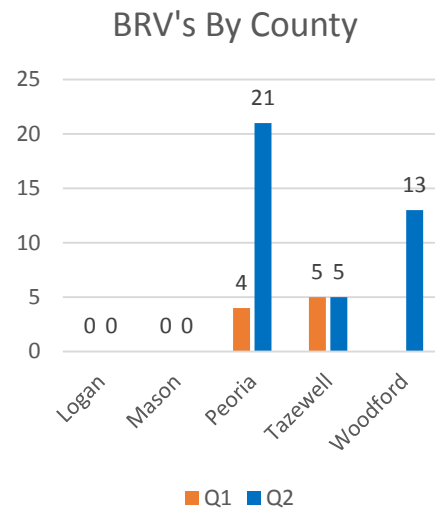
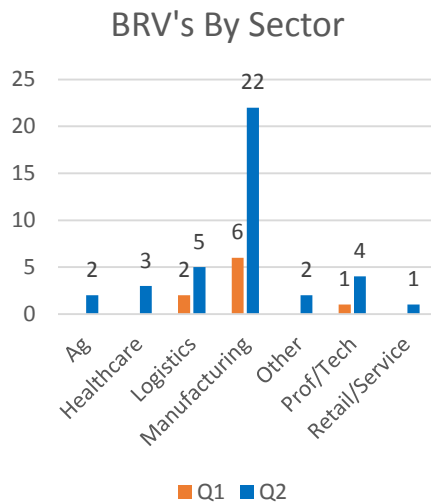
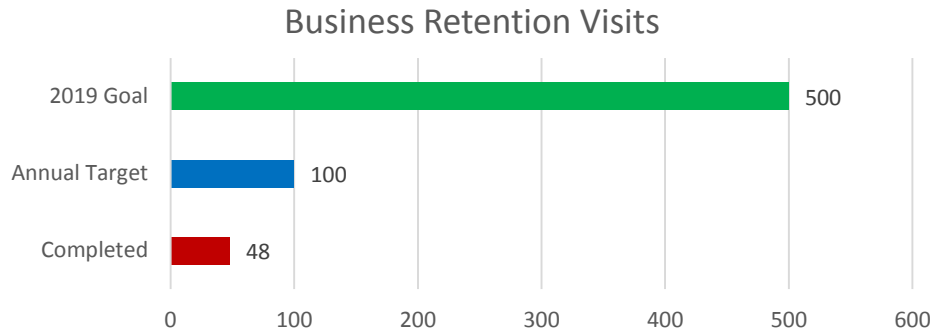


Projects Active By County



Company	Description	City	County	New Jobs
First Bank SBA	New satellite SBA bank officer	Peoria	Peoria	1
Ace Delavan LLC	Medical Cannabis	Delavan	Tazewell	60
Total:				61

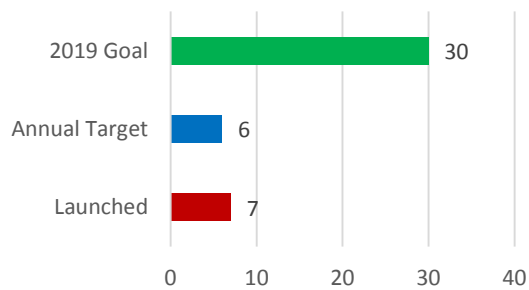
GPEDC Performance | Business Retention Visits Jan-Jun 2015



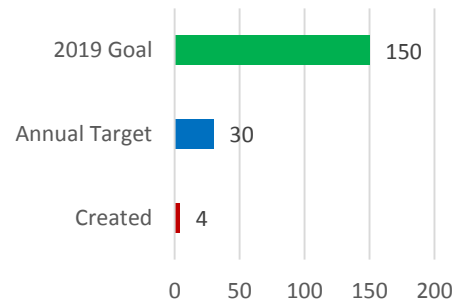
Companies Visited	
ADM (logistics)	Langston Bag Company
Advocate Hospital	Lonza
Air Liquide	Nelson Global Products
Apostolic Christian Home of Eureka	OneFire Media
Calihan Pork Processing	OQI International
CAT Foundry	Peoria Production Shop
Chip Energy	Performance Pattern
Cunningham Candies	Philippi-Hagenbuch
Diggle ACE Eureka Hardware	Prairie Farms Dairy
Durre Bros.	Precision Laser Manufacturing
Dynegy	PWCE
Eureka College	Ray's Machine
Evonik	Redbud Custom Cabinet Shop
Federal Companies	RLI
Finch Companies	Rohn Products
G & W Railroad Services, Inc.	SMF, Inc.
Girl Scout of Central IL	SoBrite
Global Reach	Standard Sheet Metal
HK Production Logistics	Synder Village
Hoerr Racing Products	Tri C Company
Ingredion	Tri-City Machine
JT Fennell	United Facilities
Kemp Manufacturing	Waite Equipment
KMI Warehouse	ZG Worldwide

Start Up Peoria Performance | Business Creation Projects Jan-Jun 2015

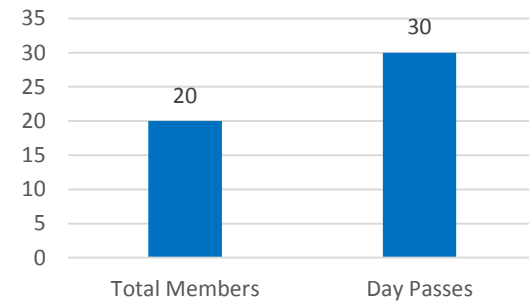
Businesses Launched



Jobs Created

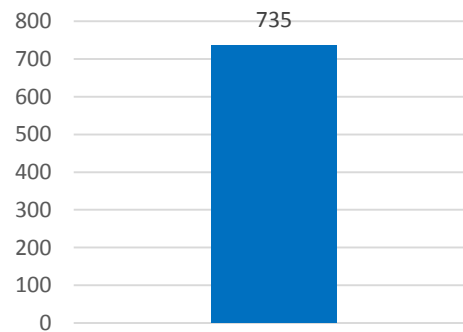


The Nest Membership

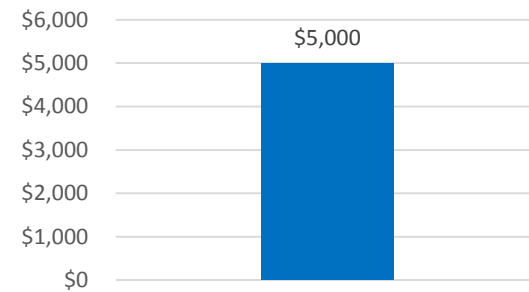


Company	Jobs Created
DevBright	2
Shelf	0
Northerly	0
News Meme	0
24Wave	0
Lily V Designs	2
Peoria Architectural Salvage	0
Total:	4

1 Million Cups Attendees



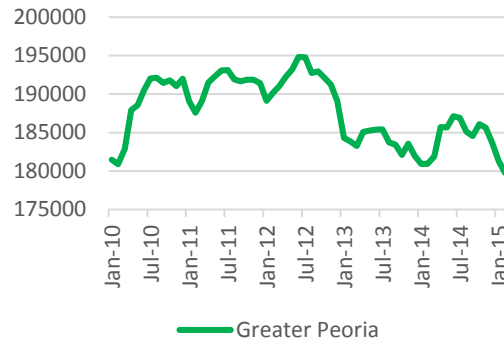
Dollars Invested Through KeyStart



Regional Indicators | Employment, Labor Force, Unemployment Rates

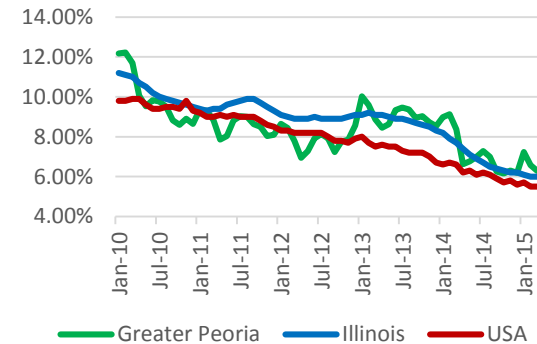
- Greater Peoria employment decreases in the first quarter:** Greater Peoria employment in March was 180,211, down 3,462 (1.9 percent) from December. Illinois employment increased 0.13 percent and U.S. employment increased 0.42 percent. Local employment was down 1,691 (0.9 percent) from one year ago, while Illinois employment was up 0.01 percent and U.S. employment was up 0.02 percent.
- Regional unemployment rate increases:** Greater Peoria seasonally-adjusted unemployment rate increased from 6.19 percent in December to 6.29 percent in March. Unemployment rates in March were 6.00 percent for Illinois and 5.50 percent for the U.S. Local unemployment was down 2.09 percent from one year ago, while Illinois unemployment fell 1.70 percent and U.S. unemployment was down 1.1 percent. The decline in unemployment rate was driven by a decrease of 3,481 in the Greater Peoria labor force.
- Gap between normal and actual labor force growth increases:** The difference between reported labor force and the level assuming normal growth increased from 29,316 in December to 33,219 in March. The labor force has dropped 6,222 since last year.

Greater Peoria Total Employment



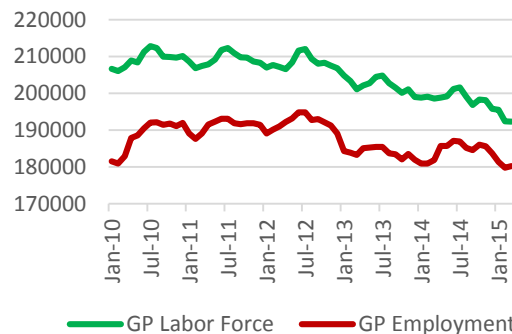
Source: Federal Reserve Economic Data

Greater Peoria Unemployment Rates



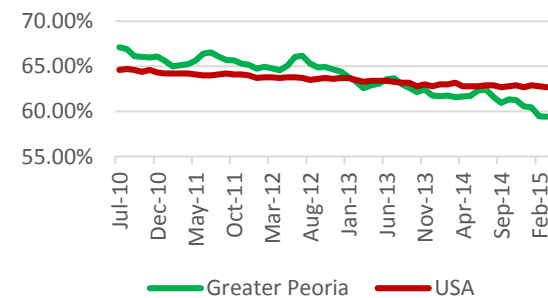
Source: IDES

Greater Peoria Labor Force



Source: Federal Reserve Economic Data

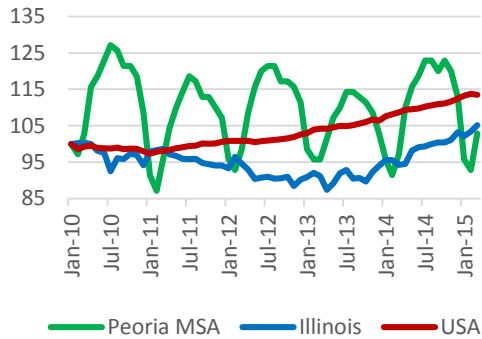
Labor Force Participation Rate



Source: Federal Reserve Economic Data

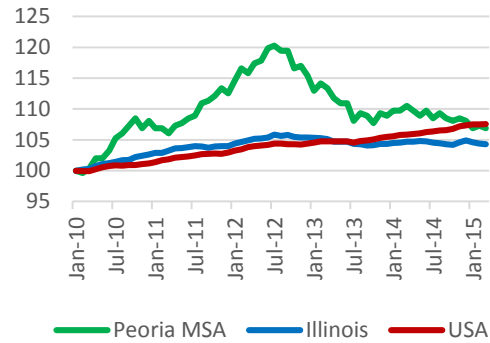
Regional Indicators | Employment Index By Industry

Construction



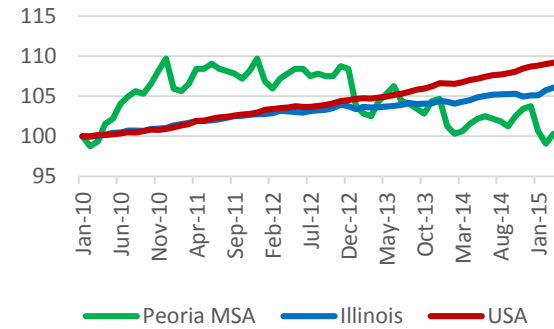
Source: Federal Reserve Economic Data

Manufacturing



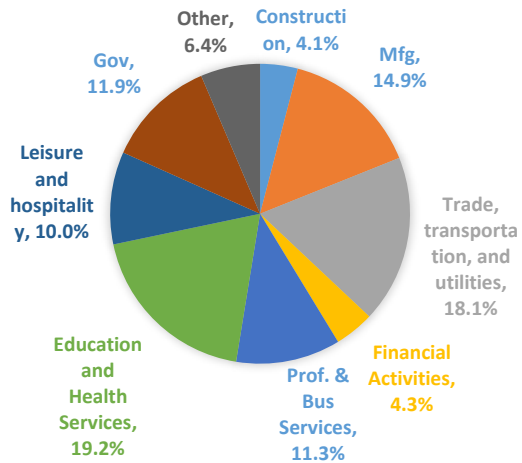
Source: Federal Reserve Economic Data

Trade, Transportation, and Utilities

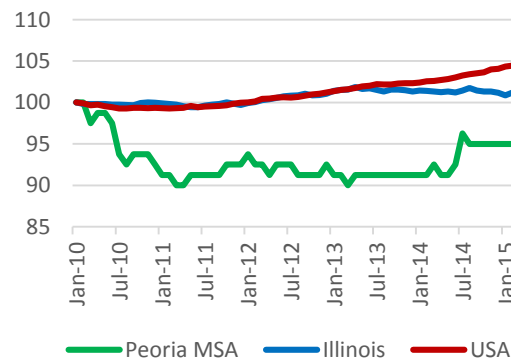


Source: Federal Reserve Economic Data

PEORIA MSA SHARE OF EMPLOYMENT BY INDUSTRY, MARCH 2015

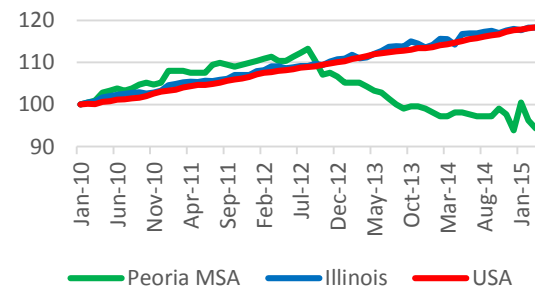


Financial Activities



Source: Federal Reserve Economic Data

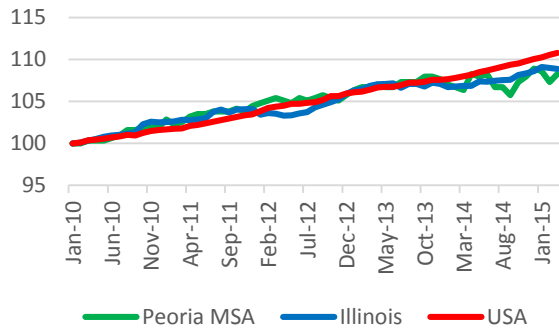
Professional and Business Services



Source: Federal Reserve Economic Data

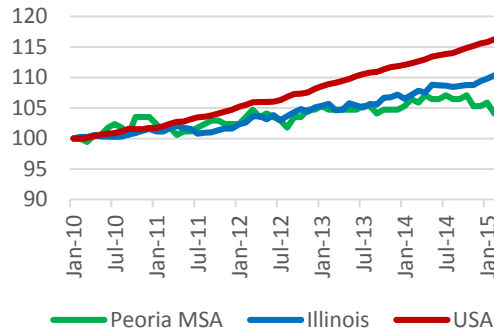
Regional Indicators | Employment Index By Industry (continued)

Education and Health Services



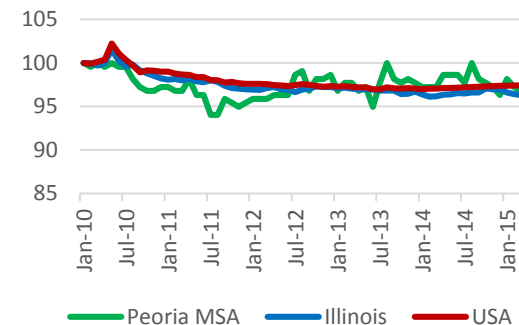
Source: Federal Reserve Economic Data

Leisure and Hospitality



Source: Federal Reserve Economic Data

Government



Source: Federal Reserve Economic Data

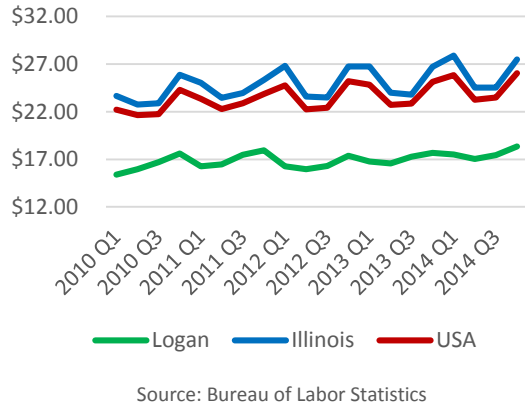
1st Quarter Employment Change By Industry

Industry	Jobs at end of Q1	MSA employment change		IL %	USA %
		No.	%		
Construction	7,200	-700	-8.86%	1.81%	0.96%
Manufacturing	26,400	-300	-1.12%	-0.59%	0.21%
Trade, transportation, and utilities	32,100	-1,100	-3.31%	0.94%	0.44%
Financial Activities	7,600	0	0.00%	-0.38%	0.51%
Professional and business services	20,000	100	0.50%	0.25%	0.56%
Education and Health Services	34,000	-200	-0.58%	0.23%	0.67%
Leisure and hospitality	17,700	-200	-1.12%	0.27%	0.61%
Government	21,100	100	0.48%	-0.65%	0.03%

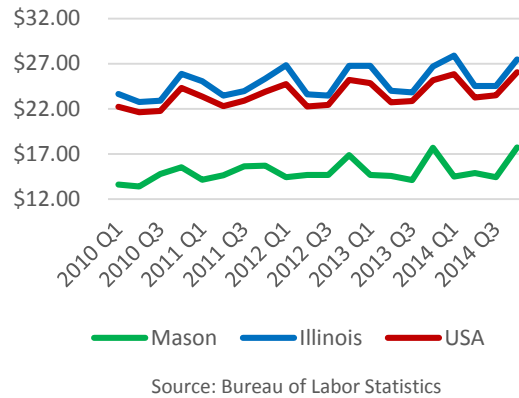
Source: Federal Reserve Economic Data

Regional Indicators | Average Hourly Wage

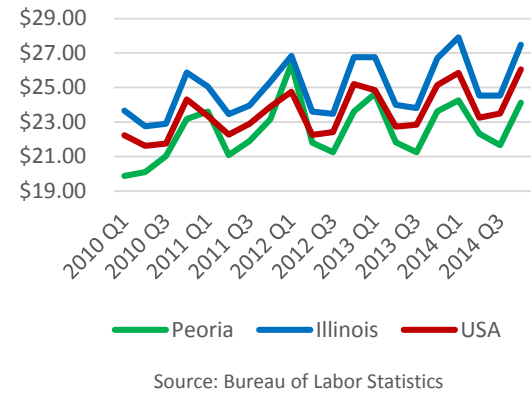
Logan County



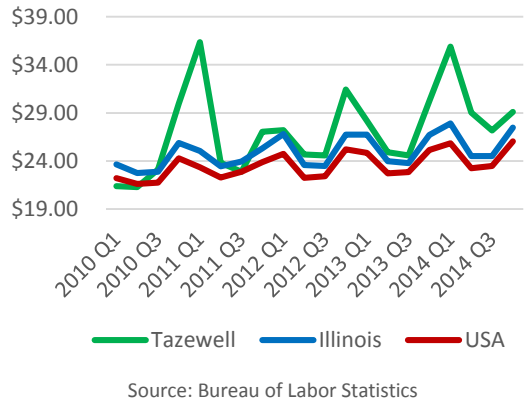
Mason County



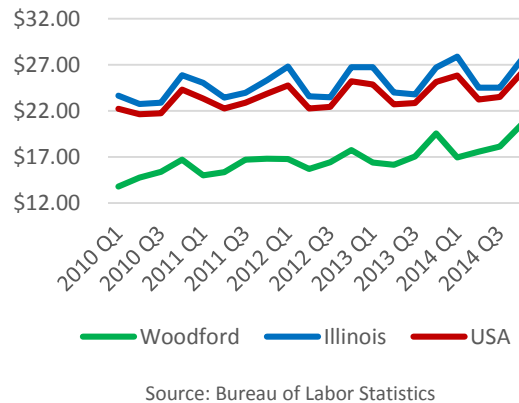
Peoria County



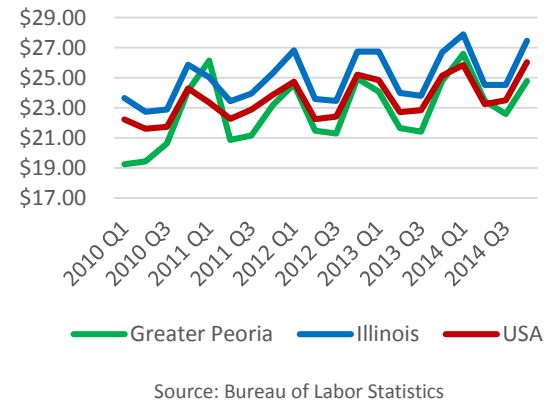
Tazewell County



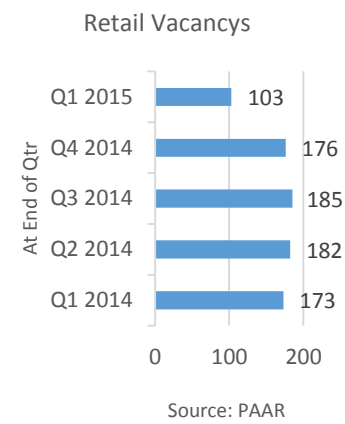
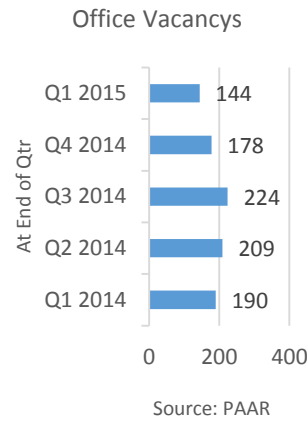
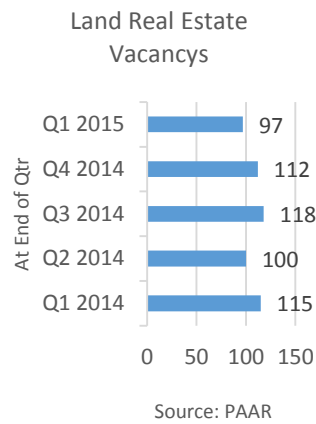
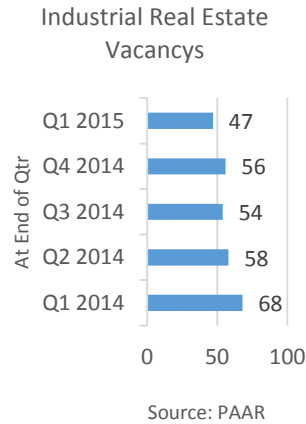
Woodford County



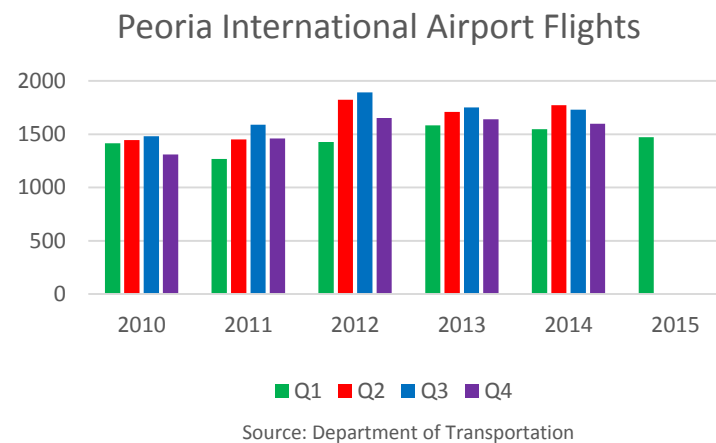
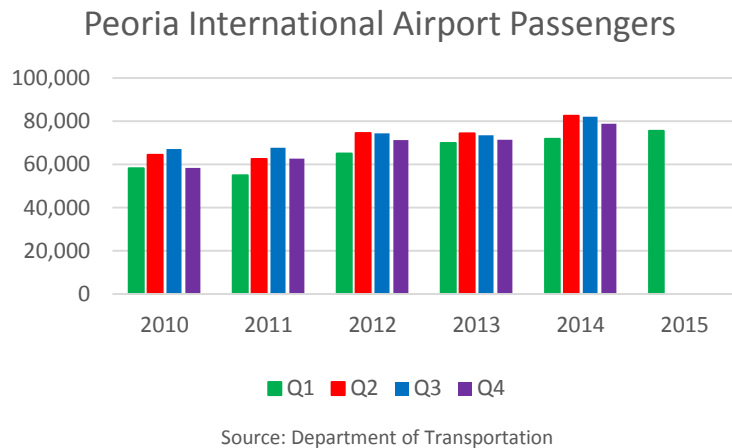
Greater Peoria



Regional Indicators | Commercial Real Estate

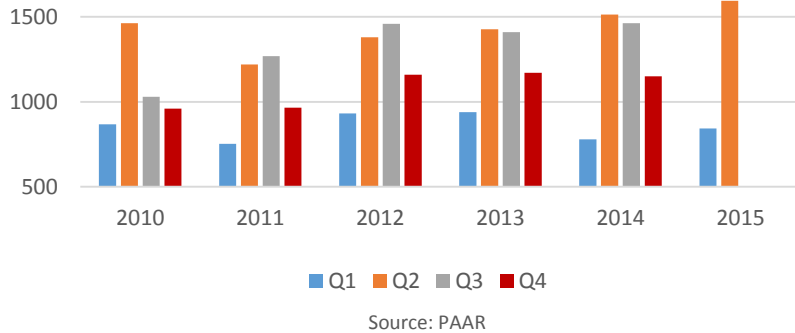


Regional Indicators | Airport Passengers & Flights

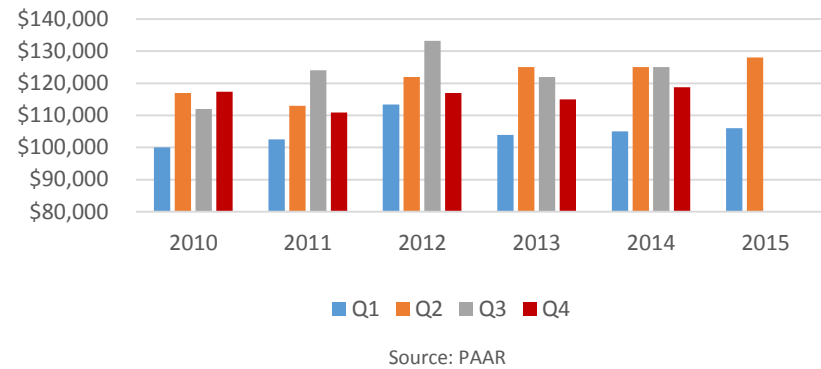


Regional Indicators | Housing

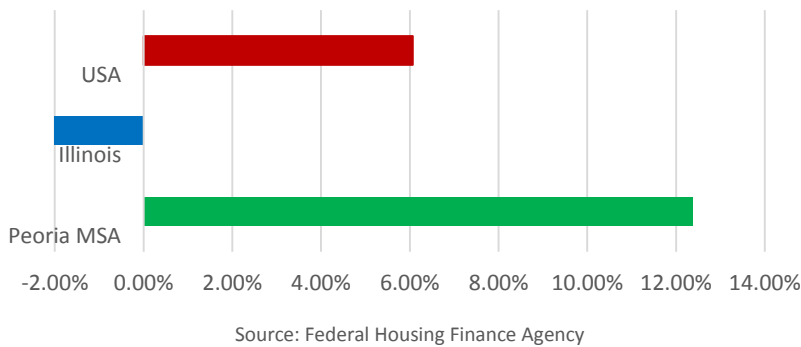
Residential Sales



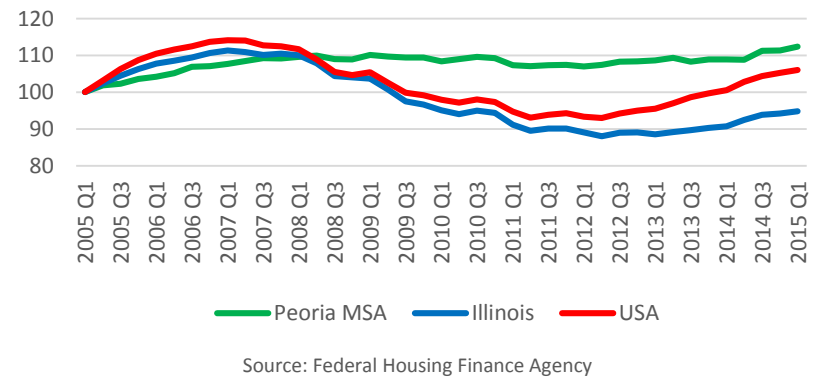
Median Sale



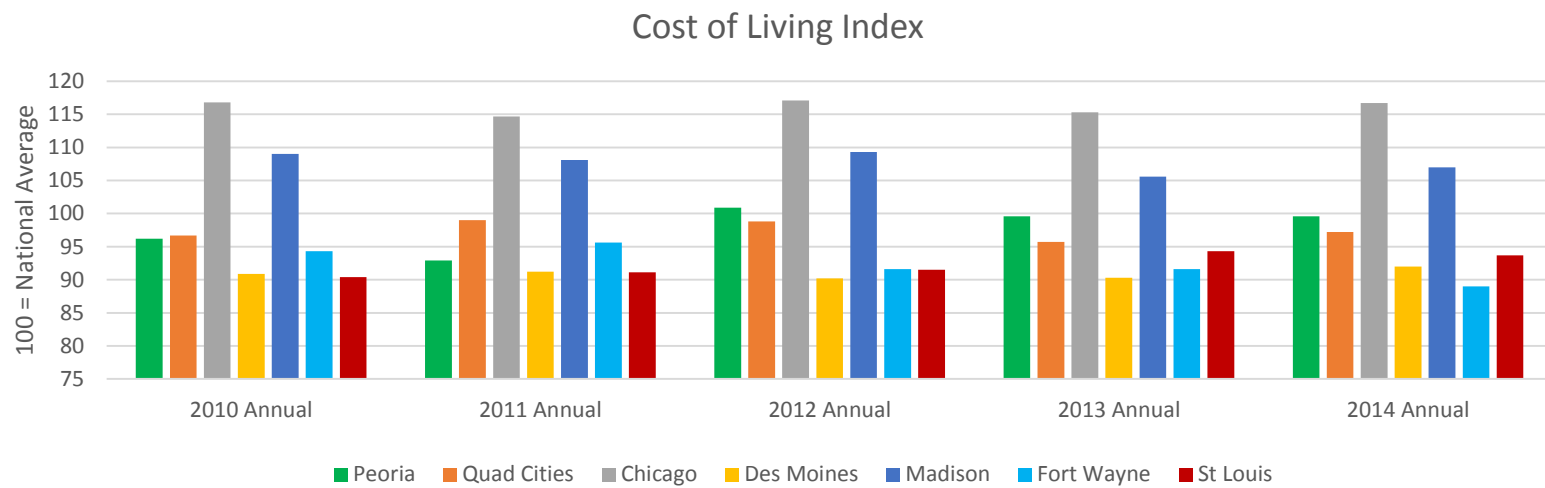
MSA House Price % Change, 1st Quarter 2005 - 1st Quarter 2015 (Pre-Recession)



FHFA House Price Index



Regional Indicators | Cost of Living Index



Regional Performance | Expansions & Locations | Jan-Jun 2015

Company	Description	City	County	New Jobs	Type
Q1 2015 Project Announcements:					
Firehouse Subs	Franchise sub shop	Peoria	Peoria	15	Attraction
Caterpillar	Seal production, component manufacturing	Mapleton	Peoria	200	Expansion
Fugate Instruments	Drum and other percussion instruments	East Peoria	Tazewell	1	Expansion
Redbud Ridge Custom Cabinets	Custom cabinet manufacturing	Bartonville	Peoria	3	Expansion
First Bank SBA	Business bank officer	Peoria	Peoria	1	Attraction
Chemtura	Specialty chemical production	Mapleton	Peoria	0	Expansion
Philippi-Hagenbuch	Off-highway truck enhancements	Peoria	Peoria	0	Expansion
DevBright	Software development services	Peoria	Peoria	2	Startup
Ace Delavan LLC	Medical Cannabis	Delavan	Tazewell	60	Attraction
Q2 2015 Project Announcements:					
Comcast	Xfinity-Comcast retail store	East Peoria	Tazewell	0	Attraction
Sears Hometown Store	Home, lawn, and garden supplies	Morton	Tazewell	9	Attraction
LifePlus MD	Health clinic	Peoria	Peoria	8	Attraction
H&M	Family apparel retailer	Peoria	Peoria	30	Attraction
Moe's Southwest Grill	Mexican restaurant	East Peoria	Tazewell	40	Attraction
Homegoods	Home merchandise retailer	Peoria	Peoria	60	Attraction
Sauder Sports	Sporting goods store	East Peoria	Tazewell	5	Attraction
SoBrite Technologies	Water treatment solutions	Eureka	Woodford	2	Expansion
Precision Laser Manufacturing	Fabricated metal manufacturing	East Peoria	Tazewell	0	Expansion
Chip Energy	Renewable Energy	Goodfield	Woodford	6	Expansion
Waite Equipment	Crane Manufacturer	East Peoria	Tazewell	2	Expansion
RLI	Insurance	Peoria	Peoria	30	Expansion
Methodist College of Nursing	Health Care	Peoria	Peoria	48	Expansion
Shelf	Entertainment communication system	Peoria	Peoria	0	Startup
Northerly	Software development services	Peoria	Peoria	0	Startup
News Meme	Meme generator	Peoria	Peoria	0	Startup
24Wave	"Dead zone" wireless signal tracker	Peoria	Peoria	0	Startup
Lily V Designs	Fashion studio and fashion brand	Peoria	Peoria	2	Startup
Peoria Architectural Salvage	Reseller of material goods	Peoria	Peoria	0	Startup
Total Jobs - Attraction:				128	
Total Jobs - Expansion:				292	
Total Jobs - Startup:				4	
Total Jobs:				424	